



Netra™ t1 Model 105 Installation Guide



Part 2

Safety Precautions

For your protection, observe the following safety precautions when setting up your equipment:

- Follow all cautions and instructions marked on the equipment.
- Never push objects of any kind through openings in the equipment. Dangerous voltages may be present. Conductive foreign objects can produce a short circuit that could cause fire, electric shock, or damage to your equipment.

Symbols

The following symbols may appear in this poster:



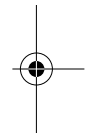
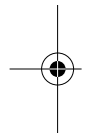
Caution – There is a risk of personal injury and equipment damage. Follow the instructions.



Caution – Hazardous voltages are present. To reduce the risk of electric shock and danger to personal health, follow the instructions.

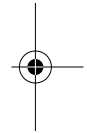
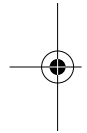
Modifications to Equipment

Do not make mechanical or electrical modifications to the equipment. Sun Microsystems is not responsible for the regulatory compliance of a modified product.



Black spot plate

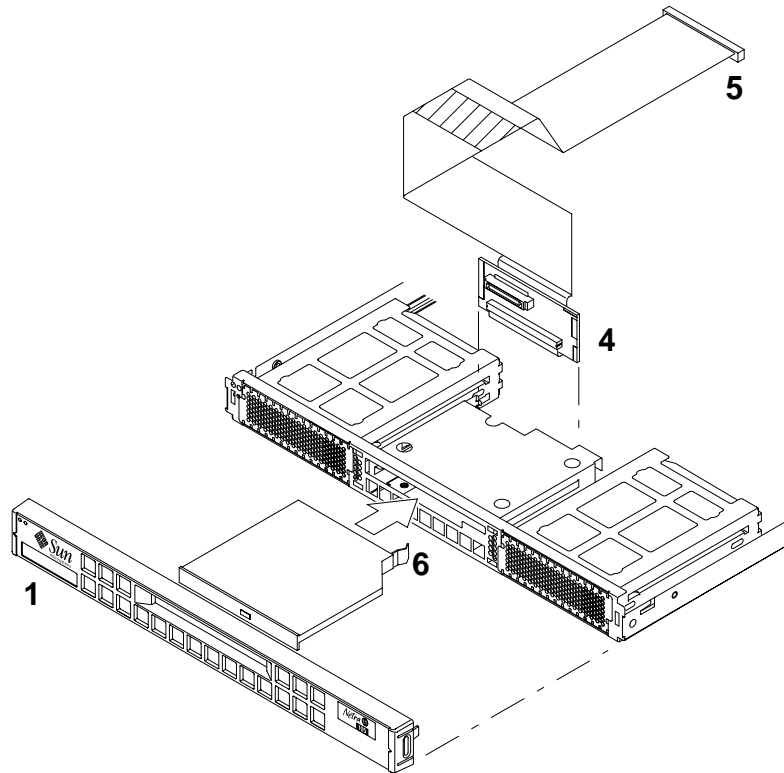




Blue spot plate

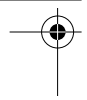


Installing the CD-ROM Drive

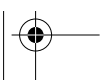
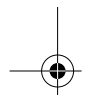
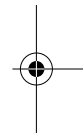
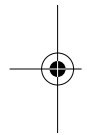
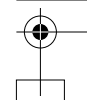
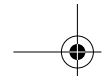


Refer to panel 9 for more information.

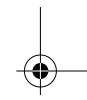
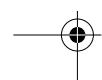
- 1 Remove the front bezel by squeezing the latches at each end.
- 2 Disassemble the system and remove the PCI card (if fitted) as shown in panel 5.
- 3 Squeeze and pull out the blanking panel.
- 4 Slide the connector card into the slot behind the CD-ROM drive bay.
- 5 Connect the cable to the connector under the PCI card.
- 6 Slide in the CD-ROM drive until the catch clicks.
- 7 Replace the other components in the reverse order to that in which you removed them.



8

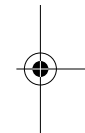
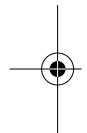


Blue spot plate



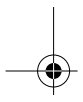
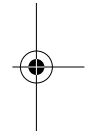
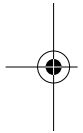
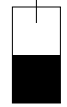
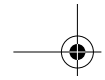


Caution – Use of controls, adjustments, or the performance of procedures other than those specified herein may result in hazardous radiation exposure.

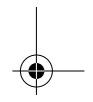


Black spot plate





Blue spot plate





Regulatory Compliance Statements

Your Sun product is marked to indicate its compliance class:

- Federal Communications Commission (FCC) — USA
- Department of Communications (DOC) — Canada
- Voluntary Control Council for Interference (VCCI) — Japan

Please read the appropriate section that corresponds to the marking on your Sun product before attempting to install the product.

FCC Class A Notice

This device complies with Part 15 of the FCC Rules. Operation is subject to the following two conditions:

1. This device may not cause harmful interference.
2. This device must accept any interference received, including interference that may cause undesired operation.

Note: This equipment has been tested and found to comply with the limits for a Class A digital device, pursuant to Part 15 of the FCC Rules. These limits are designed to provide reasonable protection against harmful interference when the equipment is operated in a commercial environment. This equipment generates, uses and can radiate radio frequency energy and, if not installed and used in accordance with the instruction manual, may cause harmful interference to radio communications. Operation of this equipment in a residential area is likely to cause harmful interference in which case the user will be required to correct the interference at his own expense.

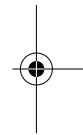
Shielded Cables: Connections between the workstation and peripherals must be made using shielded cables in order to maintain compliance with FCC radio frequency emission limits. Networking connections must be made using shielded twisted-pair (TP) cables.

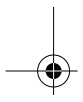
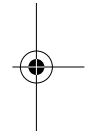
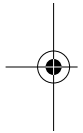
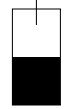
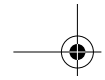
Modifications: Any modifications made to this device that are not approved by Sun Microsystems, Inc. may void the authority granted to the user by the FCC to operate this equipment.

DOC Class A Notice - Avis DOC, Classe A

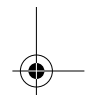
This Class A digital apparatus meets all requirements of the Canadian Interference-Causing Equipment Regulations.

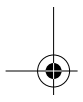
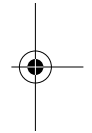
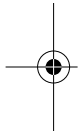
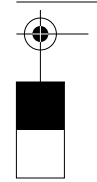
Cet appareil numérique de la classe A respecte toutes les exigences du Règlement sur le matériel brouilleur du Canada.



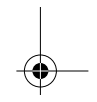


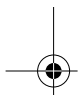
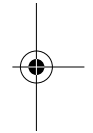
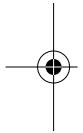
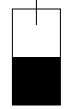
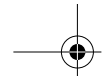
Blue spot plate



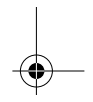


Black spot plate





Blue spot plate

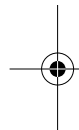




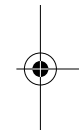
We are interested in improving our documentation and welcome your comments and suggestions. You can email your comments to us at:

docfeedback@sun.com

Please include the part number of your document in the subject line of your email.



Copyright 1999 Sun Microsystems, Inc. All rights reserved. Use is subject to license terms. Third-party software, including font technology, is copyrighted and licensed from Sun suppliers. Sun, Sun Microsystems, the Sun Logo, Ultra, AnswerBook, ShowMe How, and Solaris are trademarks or registered trademarks of Sun Microsystems, Inc. in the U.S. and other countries. **RESTRICTED RIGHTS:** Use, duplication, or disclosure by the U.S. Government is subject to restrictions of FAR 52.227-14(g)(2)(6/87) and FAR 52.227-19(6/87), or DFAR 252.227-7015(b)(6/95) and DFAR 227.7202-3(a).



Copyright 1999 Sun Microsystems, Inc. Alle Rechte vorbehalten. Die Verwendung unterliegt Lizenzvereinbarungen. Die Software von Drittparteien, einschließlich Schriftarttechnologien, ist urheberrechtlich geschützt und von Zulieferern von Sun lizenziert. Sun, Sun Microsystems, das Sun-Logo, Ultra, AnswerBook, ShowMe How, sowie Solaris sind Warenzeichen oder in den USA und anderen Ländern eingetragene Warenzeichen von Sun Microsystems, Inc. **EINGESCHRÄNKTE RECHTE:** Verwendung, Vervielfältigung oder Offenlegung durch die Regierung der USA unterliegen Einschränkungen gem. FAR 52.227-14(g)(2)(6/87) und FAR 52.227-19(6/87) bzw. DFAR 252.227-7015(b)(6/95) und DFAR 227.7202-3(a).

Copyright 1999 Sun Microsystems, Inc. Alla rättigheter förbehållna. För endast användas enligt licensvillkoren. Program från tredjepartsleverantörer, inklusive teckensnittsteknologin, är skyddade av copyright och licensierad från Suns leverantörer. Sun, Sun Microsystems, Suns logotyp, Ultra, AnswerBook, ShowMe How, och Solaris är varumärken eller registrerade varumärken som tillhör Sun Microsystems, Inc., i USA och i andra länder. **BEGRÄNSADE RÄTTIGHETER:** Användning, duplicering eller yppande av USAs regering är föremål för restriktioner enligt FAR 52.227-14(g)(2)(6/87) och FAR 52.227-19(6/87), eller DFAR 252.227-7015(b)(6/95) och DFAR 227.7202-3(a).

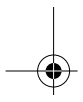
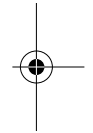
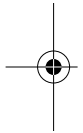
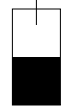
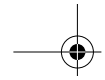
Sun Microsystems Computer Company • 901 San Antonio Road • Palo Alto, CA 94303-4900 USA
• 1 650-960-1300 • Fax 1 650-969-9131

Part number: 806-1552-10
Revision A, July 1999



Black spot plate





Blue spot plate

