

## **Oracle® Multimedia**

Reference

11g Release 1 (11.1)

**B28414-01**

July 2007

Oracle Multimedia is a feature that enables Oracle Database to store, manage, and retrieve images, audio, video, DICOM format medical images and other objects, or other heterogeneous media data in an integrated fashion with other enterprise information. Oracle Multimedia extends Oracle Database reliability, availability, and data management to multimedia content in Internet, electronic commerce, medical, financial, and other media-rich applications.

Oracle Multimedia Reference, 11g Release 1 (11.1)

B28414-01

Copyright © 1999, 2007, Oracle. All rights reserved.

Primary Author: Sue Pelski

Contributors: Robert Abbott, Fengting Chen, Bill Gettys, Dongbai Guo, Dong Lin, Susan Mavris, Prajna Parida, James Steiner, Yingmei Sun, Simon Watt, Manjari Yalavarthy, Jie Zhang

The Programs (which include both the software and documentation) contain proprietary information; they are provided under a license agreement containing restrictions on use and disclosure and are also protected by copyright, patent, and other intellectual and industrial property laws. Reverse engineering, disassembly, or decompilation of the Programs, except to the extent required to obtain interoperability with other independently created software or as specified by law, is prohibited.

The information contained in this document is subject to change without notice. If you find any problems in the documentation, please report them to us in writing. This document is not warranted to be error-free. Except as may be expressly permitted in your license agreement for these Programs, no part of these Programs may be reproduced or transmitted in any form or by any means, electronic or mechanical, for any purpose.

If the Programs are delivered to the United States Government or anyone licensing or using the Programs on behalf of the United States Government, the following notice is applicable:

U.S. GOVERNMENT RIGHTS Programs, software, databases, and related documentation and technical data delivered to U.S. Government customers are "commercial computer software" or "commercial technical data" pursuant to the applicable Federal Acquisition Regulation and agency-specific supplemental regulations. As such, use, duplication, disclosure, modification, and adaptation of the Programs, including documentation and technical data, shall be subject to the licensing restrictions set forth in the applicable Oracle license agreement, and, to the extent applicable, the additional rights set forth in FAR 52.227-19, Commercial Computer Software—Restricted Rights (June 1987). Oracle USA, Inc., 500 Oracle Parkway, Redwood City, CA 94065.

The Programs are not intended for use in any nuclear, aviation, mass transit, medical, or other inherently dangerous applications. It shall be the licensee's responsibility to take all appropriate fail-safe, backup, redundancy and other measures to ensure the safe use of such applications if the Programs are used for such purposes, and we disclaim liability for any damages caused by such use of the Programs.

Oracle, JD Edwards, PeopleSoft, and Siebel are registered trademarks of Oracle Corporation and/or its affiliates. Other names may be trademarks of their respective owners.

The Programs may provide links to Web sites and access to content, products, and services from third parties. Oracle is not responsible for the availability of, or any content provided on, third-party Web sites. You bear all risks associated with the use of such content. If you choose to purchase any products or services from a third party, the relationship is directly between you and the third party. Oracle is not responsible for: (a) the quality of third-party products or services; or (b) fulfilling any of the terms of the agreement with the third party, including delivery of products or services and warranty obligations related to purchased products or services. Oracle is not responsible for any loss or damage of any sort that you may incur from dealing with any third party.

---

---

# Contents

<b>Preface</b> .....	xv
Audience .....	xv
Documentation Accessibility .....	xv
Related Documents .....	xvi
Conventions .....	xvii
Syntax Descriptions.....	xvii
<b>What's New</b> .....	xix
Changes Since Release 10.2.....	xix
New Features for Release 11.1 .....	xx
<b>1 Introduction to Oracle Multimedia</b>	
1.1 Multimedia Object Types and Methods .....	1-1
1.2 Multimedia Storage .....	1-1
<b>2 Common Methods for Oracle Multimedia Object Types</b>	
2.1 Examples for Common Methods .....	2-1
2.2 Embedded ORDSOURCE Object .....	2-1
2.3 Important Notes .....	2-2
Common Methods .....	2-3
clearLocal( ) .....	2-4
closeSource( ) .....	2-5
deleteContent( ) .....	2-7
export( ) .....	2-8
getBFile( ) .....	2-11
getContent( ) .....	2-13
getMimeType( ) .....	2-14
getSource( ) .....	2-15
getSourceLocation( ) .....	2-16
getSourceName( ) .....	2-17
getSourceType( ) .....	2-18
getUpdateTime( ) .....	2-19
isLocal( ) .....	2-20

openSource( ).....	2-21
processSourceCommand( ).....	2-23
readFromSource( ).....	2-25
setLocal( ).....	2-27
setMimeType( ).....	2-28
setSource( ).....	2-30
setUpdateTime( ).....	2-32
trimSource( ).....	2-33
writeToSource( ).....	2-35

### 3 ORDAudio

3.1	ORDAudio Object Examples.....	3-1
3.2	Important Notes.....	3-1
	ORDAudio Object Type.....	3-3
	ORDAudio Constructors.....	3-7
	init( ) for ORDAudio.....	3-8
	init(srcType,srcLocation,srcName) for ORDAudio.....	3-9
	ORDAudio Methods.....	3-11
	checkProperties( ).....	3-12
	getAllAttributes( ).....	3-14
	getAttribute( ).....	3-16
	getAudioDuration( ).....	3-18
	getCompressionType( ).....	3-19
	getContentLength( ).....	3-20
	getContentInLob( ).....	3-21
	getDescription( ).....	3-23
	getEncoding( ).....	3-24
	getFormat( ).....	3-25
	getNumberOfChannels( ).....	3-26
	getSampleSize( ).....	3-27
	getSamplingRate( ).....	3-28
	import( ).....	3-29
	importFrom( ).....	3-31
	processAudioCommand( ).....	3-33
	setAudioDuration( ).....	3-35
	setCompressionType( ).....	3-36
	setDescription( ).....	3-37
	setEncoding( ).....	3-38
	setFormat( ).....	3-39
	setKnownAttributes( ).....	3-41
	setNumberOfChannels( ).....	3-43
	setProperties( ).....	3-44

setSamplingRate()	3-46
setSampleSize()	3-47

## 4 ORDDoc

4.1	ORDDoc Object Examples	4-1
4.2	Important Notes	4-1
	ORDDoc Object Type	4-3
	ORDDoc Constructors	4-6
	init() for ORDDoc	4-7
	init(srcType,srcLocation,srcName) for ORDDoc	4-8
	ORDDoc Methods	4-10
	getContentInLob()	4-11
	getContentLength()	4-13
	getFormat()	4-14
	import()	4-15
	importFrom()	4-17
	setFormat()	4-19
	setProperties()	4-20

## 5 ORDImage

5.1	ORDImage Object Examples	5-1
5.2	Important Notes	5-1
	ORDImage Object Type	5-3
	ORDImage Constructors	5-6
	init() for ORDImage	5-7
	init(srcType,srcLocation,srcName) for ORDImage	5-8
	ORDImage Methods	5-10
	checkProperties()	5-11
	copy()	5-12
	getCompressionFormat()	5-14
	getContentFormat()	5-15
	getContentLength()	5-16
	getDicomMetadata()	5-17
	getFileFormat()	5-19
	getHeight()	5-20
	getMetadata()	5-21
	getWidth()	5-23
	import()	5-24
	importFrom()	5-26
	process()	5-28
	processCopy()	5-34

putMetadata()	5-36
setProperties()	5-38
setProperties() for foreign images	5-40

## 6 ORDVideo

6.1	ORDVideo Object Examples	6-1
6.2	Important Notes	6-1
	ORDVideo Object Type	6-3
	ORDVideo Constructors	6-7
	init() for ORDVideo	6-8
	init(srcType,srcLocation,srcName) for ORDVideo	6-9
	ORDVideo Methods	6-11
	checkProperties()	6-13
	getAllAttributes()	6-15
	getAttribute()	6-17
	getBitRate()	6-19
	getCompressionType()	6-20
	getContentInLob()	6-21
	getContentLength()	6-23
	getDescription()	6-24
	getFormat()	6-25
	getFrameRate()	6-26
	getFrameResolution()	6-27
	getFrameSize()	6-28
	getNumberOfColors()	6-29
	getNumberOfFrames()	6-30
	getVideoDuration()	6-31
	import()	6-32
	importFrom()	6-34
	processVideoCommand()	6-36
	setBitRate()	6-38
	setCompressionType()	6-39
	setDescription()	6-40
	setFormat()	6-41
	setFrameRate()	6-43
	setFrameResolution()	6-44
	setFrameSize()	6-45
	setKnownAttributes()	6-47
	setNumberOfColors()	6-49
	setNumberOfFrames()	6-50
	setProperties()	6-51
	setVideoDuration()	6-53

## 7 Oracle Multimedia Relational Interface Reference

7.1	Important Notes .....	7-1
	Static Methods for the Relational Interface .....	7-2
	Static Methods Common to All Object Types.....	7-3
	export() .....	7-4
	importFrom() .....	7-6
	importFrom() (all attributes) .....	7-8
	Static Methods Unique to the ORDAudio Object Type Relational Interface .....	7-10
	getProperties() for BFILEs .....	7-12
	getProperties() (all attributes) for BFILEs .....	7-14
	getProperties() for BLOBs.....	7-17
	getProperties() (all attributes) for BLOBs.....	7-19
	Static Methods Unique to the ORDDoc Object Type Relational Interface .....	7-22
	getProperties() for BFILEs .....	7-24
	getProperties() (all attributes) for BFILEs .....	7-26
	getProperties() for BLOBs.....	7-28
	getProperties() (all attributes) for BLOBs.....	7-30
	Static Methods Unique to the ORDImage Object Type Relational Interface .....	7-32
	getDicomMetadata() for BFILEs .....	7-35
	getDicomMetadata() for BLOBs .....	7-37
	getMetadata() for BFILEs.....	7-39
	getMetadata() for BLOBs .....	7-41
	getProperties() for BFILEs .....	7-43
	getProperties() (all attributes) for BFILEs .....	7-44
	getProperties() for BLOBs.....	7-46
	getProperties() (all attributes) for BLOBs.....	7-47
	process() .....	7-50
	processCopy() for BFILEs .....	7-52
	processCopy() for BLOBs .....	7-54
	putMetadata() for BFILEs .....	7-56
	putMetadata() for BLOBs .....	7-59
	Static Methods Unique to the ORDVideo Object Type Relational Interface.....	7-62
	getProperties() for BFILEs .....	7-64
	getProperties() (all attributes) for BFILEs .....	7-66
	getProperties() for BLOBs.....	7-69
	getProperties() (all attributes) for BLOBs.....	7-71

## 8 ORDSource

	ORDSource Object Type .....	8-2
	ORDSource Methods .....	8-5
	clearLocal().....	8-6

close()	8-7
deleteLocalContent()	8-8
export()	8-9
getBFile()	8-11
getContentInTempLob()	8-12
getContentLength()	8-14
getLocalContent()	8-15
getSourceAddress()	8-16
getSourceInformation()	8-17
getSourceLocation()	8-18
getSourceName()	8-19
getSourceType()	8-20
getUpdateTime()	8-21
import()	8-22
importFrom()	8-24
isLocal()	8-26
open()	8-27
processCommand()	8-28
read()	8-29
setLocal()	8-31
setSourceInformation()	8-32
setUpdateTime()	8-33
trim()	8-34
write()	8-35

## A Audio File and Compression Formats

A.1	Supported AIFF Data Formats	A-1
A.2	Supported AIFF-C Data Formats	A-2
A.3	Supported AU Data Formats	A-2
A.4	Supported 3GP Data Format	A-3
A.5	Supported Audio MPEG Data Formats	A-4
A.5.1	Supported MPEG1 and MPEG2 Data Formats	A-4
A.5.2	Supported MPEG4 Data Formats	A-4
A.6	Supported RealNetworks Real Audio Data Format	A-4
A.7	Supported WAV Data Formats	A-5

## B Image File and Compression Formats

B.1	Image File Formats	B-1
B.2	Image Compression Formats	B-6
B.3	Summary of Image File Formats and Image Compression Formats	B-9

## C Video File and Compression Formats

C.1	Apple QuickTime 3.0 Data Formats	C-1
-----	----------------------------------	-----



C.2	Microsoft Video for Windows (AVI) Data Formats.....	C-2
C.3	Supported 3GP Data Format.....	C-2
C.4	RealNetworks Real Video Data Format.....	C-3
C.5	Supported Video MPEG Data Formats.....	C-3
C.5.1	Supported MPEG1 and MPEG2 Data Formats .....	C-3
C.5.2	Supported MPEG4 Data Formats.....	C-3

## D Image process( ) and processCopy( ) Operators

D.1	Common Concepts .....	D-1
D.1.1	Source and Destination Images .....	D-1
D.1.2	process( ) and processCopy( ).....	D-1
D.1.3	Operator and Value.....	D-2
D.1.4	Combining Operators .....	D-2
D.2	Image Formatting Operators.....	D-2
D.2.1	fileFormat.....	D-2
D.2.2	contentFormat .....	D-3
D.2.3	compressionFormat .....	D-6
D.2.4	compressionQuality .....	D-6
D.3	Image Processing Operators.....	D-7
D.3.1	contrast.....	D-7
D.3.2	cut.....	D-8
D.3.3	flip .....	D-8
D.3.4	gamma .....	D-8
D.3.5	mirror.....	D-8
D.3.6	page.....	D-8
D.3.7	quantize.....	D-8
D.3.8	rotate.....	D-10
D.3.9	Scaling Operators.....	D-10
D.3.9.1	fixedScale .....	D-10
D.3.9.2	maxScale.....	D-10
D.3.9.3	scale.....	D-11
D.3.9.4	xScale .....	D-11
D.3.9.5	yScale.....	D-12
D.3.10	tiled .....	D-12
D.4	Format-Specific Operators.....	D-12
D.4.1	channelOrder.....	D-12
D.4.2	pixelOrder.....	D-12
D.4.3	scanlineOrder .....	D-13
D.4.4	inputChannels .....	D-13

## E Image Raw Pixel Format

E.1	Raw Pixel Introduction .....	E-1
E.2	Raw Pixel Image Structure .....	E-2
E.3	Raw Pixel Header Field Descriptions .....	E-3
E.4	Raw Pixel Post-Header Gap .....	E-6
E.5	Raw Pixel Data Section and Pixel Data Format.....	E-6

E.5.1	Scanline Ordering .....	E-7
E.5.2	Pixel Ordering .....	E-7
E.5.3	Band Interleaving.....	E-8
E.5.4	N-Band Data .....	E-9
E.6	Raw Pixel Header - C Language Structure .....	E-9
E.7	Raw Pixel Header - C Language Constants .....	E-10
E.8	Raw Pixel PL/SQL Constants .....	E-10
E.9	Raw Pixel Images Using CCITT Compression .....	E-11
E.10	Foreign Image Support and the Raw Pixel Format.....	E-11

## F Metadata Schemas

F.1	XML Schema for DICOM Metadata .....	F-1
F.2	XML Schema for EXIF Metadata .....	F-9
F.3	XML Schema for IPTC-IIM Metadata .....	F-31
F.4	XML Schema for ORDIImage Attributes .....	F-33
F.5	XML Schema for XMP Metadata .....	F-34

## G DICOM Encoding Rules

## H Exceptions

H.1	ORDAudioExceptions Exceptions.....	H-1
H.2	ORDDocExceptions Exceptions .....	H-3
H.3	ORDImageExceptions Exceptions .....	H-3
H.4	ORDImageSIExceptions Exceptions.....	H-4
H.5	ORDSourceExceptions Exceptions .....	H-4
H.6	ORDVideoExceptions Exceptions .....	H-5

## I SQL/MM Still Image

SQL Functions and Procedures.....	I-3
SI_AverageColor Object Type.....	I-4
SI_AverageColor Constructors .....	I-5
SI_AverageColor(averageColorSpec) .....	I-6
SI_AverageColor(sourceImage).....	I-7
SI_AverageColor Method .....	I-8
SI_Score( ) for SI_AverageColor .....	I-9
SI_Color Object Type.....	I-10
SI_Color Constructor .....	I-11
SI_Color Method .....	I-12
SI_RGBColor( ).....	I-13
SI_ColorHistogram Object Type.....	I-15
SI_ColorHistogram Constructors .....	I-17
SI_ColorHistogram(colors, frequencies) .....	I-18
SI_ColorHistogram(firstColor, frequency) .....	I-19
SI_ColorHistogram(sourceImage).....	I-20

SI_ColorHistogram Methods .....	I-21
SI_Append().....	I-22
SI_Score() for SI_ColorHistogram .....	I-23
SI_FeatureList Object Type.....	I-24
SI_FeatureList Constructor .....	I-26
SI_FeatureList() .....	I-27
SI_FeatureList Methods .....	I-29
SI_AvgClrFtr().....	I-30
SI_AvgClrFtrWght().....	I-31
SI_ClrHstgrFtr() .....	I-32
SI_ClrHstgrFtrWght() .....	I-33
SI_PstnlClrFtr().....	I-34
SI_PstnlClrFtrWght().....	I-35
SI_Score() for SI_FeatureList.....	I-36
SI_SetFeature(averageColorFeature, averageColorFeatureWeight) .....	I-38
SI_SetFeature(colorHistogramFeature, colorHistogramFeatureWeight).....	I-39
SI_SetFeature(positionalColorFeature, positionalColorFeatureWeight).....	I-40
SI_SetFeature(textureFeature, textureFeatureWeight).....	I-41
SI_TextureFtr() .....	I-42
SI_TextureFtrWght().....	I-43
SI_PositionalColor Object Type .....	I-44
SI_PositionalColor Constructor .....	I-45
SI_PositionalColor().....	I-46
SI_PositionalColor Method.....	I-47
SI_Score() for SI_PositionalColor .....	I-48
SI_StillImage Object Type.....	I-49
SI_StillImage Constructors .....	I-51
SI_StillImage(content) .....	I-52
SI_StillImage(content, explicitFormat) .....	I-53
SI_StillImage(content, explicitFormat, height, width) .....	I-55
SI_StillImage Methods .....	I-57
SI_ClearFeatures().....	I-58
SI_InitFeatures().....	I-59
SI_ChangeFormat().....	I-60
SI_Content().....	I-61
SI_ContentLength() .....	I-62
SI_Format() .....	I-63
SI_Height().....	I-64
SI_RetainFeatures().....	I-65
SI_SetContent().....	I-66
SI_Thumbnail().....	I-67

SI_Thumbnail(height,width).....	I-68
SI_Width( ).....	I-69
SI_Texture Object Type .....	I-70
SI_Texture Constructor .....	I-71
SI_Texture( ).....	I-72
SI_Texture Method .....	I-73
SI_Score( ) for SI_Texture .....	I-74
Views .....	I-75
Internal Helper Types.....	I-77

## **J   Deprecated API Components**

J.1	ORDAudio and ORDVideo Comments Methods .....	J-1
J.2	ORDAudio and ORDVideo Accessor Methods.....	J-3
J.3	ORDImageSignature and ORDImageIndex Methods .....	J-3
J.4	Image Processing Operators.....	J-3

## **Index**

## List of Figures

D-1	Syntax Diagram for MONOCHROME contentFormat .....	D-3
D-2	Syntax Diagram for LUT contentFormat.....	D-4
D-3	Syntax Diagram for GRAYSCALE contentFormat .....	D-4
D-4	Syntax Diagram for Direct RGB contentFormat.....	D-5

## List of Tables

5-1	Image Processing Operators.....	5-28
5-2	Additional Image Processing Operators for Raw Pixel and Foreign Images .....	5-31
5-3	Image Characteristics for Foreign Files .....	5-41
A-1	Supported AIFF-C Data Compression Formats and Types.....	A-2
A-2	AU Data Compression Formats and Types .....	A-3
A-3	Audio MPEG1 and MPEG2 Compression Formats and Types .....	A-4
A-4	WAV Data Compression Formats and Types.....	A-5
B-1	I/O Support for Image File Content Format Characteristics .....	B-10
B-2	I/O Support for Image File Compression Formats.....	B-11
B-3	I/O Support for Image File Formats Other Than Content and Compression .....	B-12
C-1	Supported Apple QuickTime 3.0 Data Compression Formats.....	C-1
C-2	Supported AVI Data Compression Formats.....	C-2
E-1	Raw Pixel Image Header Structure .....	E-2
G-1	Supported DICOM Encoding Rules.....	G-1
I-1	SI_IMAGE_FORMATS View .....	I-75
I-2	SI_IMAGE_FORMAT_CONVERSIONS View .....	I-75
I-3	SI_IMAGE_FORMAT_FEATURES View .....	I-75
I-4	SI_THUMBNAIL_FORMATS View .....	I-76
I-5	SI_VALUES View.....	I-76

---

---

# Preface

This guide describes how to use Oracle Multimedia, which ships with Oracle Database.

For information about Oracle Database and the features and options that are available to you, see *Oracle Database New Features Guide*.

## Audience

This guide is for application developers and database administrators who are interested in storing, retrieving, and manipulating audio, image, video, and heterogeneous media data in a database, including developers of audio, heterogeneous media data, image, and video specialization options. Before using this reference, you should familiarize yourself with the concepts presented in *Oracle Multimedia User's Guide*.

The sample code in this guide will not necessarily match the code shipped with the Oracle installation. If you want to run examples that are shipped with the Oracle installation on your system, use the files provided with the installation. Do not attempt to compile and run the code in this guide.

## Documentation Accessibility

Our goal is to make Oracle products, services, and supporting documentation accessible, with good usability, to the disabled community. To that end, our documentation includes features that make information available to users of assistive technology. This documentation is available in HTML format, and contains markup to facilitate access by the disabled community. Accessibility standards will continue to evolve over time, and Oracle is actively engaged with other market-leading technology vendors to address technical obstacles so that our documentation can be accessible to all of our customers. For more information, visit the Oracle Accessibility Program Web site at

<http://www.oracle.com/accessibility/>

### Accessibility of Code Examples in Documentation

Screen readers may not always correctly read the code examples in this document. The conventions for writing code require that closing braces should appear on an otherwise empty line; however, some screen readers may not always read a line of text that consists solely of a bracket or brace.

### Accessibility of Links to External Web Sites in Documentation

This documentation may contain links to Web sites of other companies or organizations that Oracle does not own or control. Oracle neither evaluates nor makes any representations regarding the accessibility of these Web sites.

### TTY Access to Oracle Support Services

Oracle provides dedicated Text Telephone (TTY) access to Oracle Support Services within the United States of America 24 hours a day, seven days a week. For TTY support, call 800.446.2398.

## Related Documents

---

---

**Note:** For information added after the release of this guide, refer to the online `README.txt` file under your `<ORACLE_HOME>` directory. Depending on your operating system, this file may be in:

`<ORACLE_HOME>/ord/im/admin/README.txt`

See your operating system-specific installation guide for more information.

---

---

For more information about using Oracle Multimedia in a development environment, see the following documents in the Oracle Database software documentation set:

- *Oracle Multimedia User's Guide*
- *Oracle Multimedia DICOM Developer's Guide*
- *Oracle Call Interface Programmer's Guide*
- *Oracle Database Advanced Application Developer's Guide*
- *Oracle Database SecureFiles and Large Objects Developer's Guide*
- *Oracle Database Concepts*
- *Oracle Database PL/SQL Language Reference*

For information about Oracle Locator, see *Oracle Spatial Developer's Guide*.

For more information about using XML, see *Oracle XML DB Developer's Guide*.

For reference information on Oracle Multimedia Java classes in Javadoc format, see the following Oracle API documentation (also known as Javadoc) in the Oracle Database Online Documentation Library:

- *Oracle Multimedia Java API Reference*
- *Oracle Multimedia Servlets and JSP Java API Reference*
- *Oracle Multimedia DICOM Java API Reference*

For information about using Multimedia Tag Library, see *Oracle Application Server 10g Multimedia Tag Library for JSP User's Guide and Reference* in the Oracle Application Server Online Documentation Library.

For more information about Java, including information about Java Advanced Imaging (JAI), see the API documentation provided by Sun Microsystems.



Many of the examples in this book use the sample schemas, which are installed by default when you install Oracle. See *Oracle Database Sample Schemas* for information about how these schemas were created and how you can use them yourself.

## Conventions

In this guide, Oracle *interMedia* (now known as Oracle Multimedia) was sometimes referred to as *interMedia*.

In examples, an implied carriage return occurs at the end of each line, unless otherwise noted. You must press the Return key at the end of a line of input.

Also in examples, vertical ellipsis points indicate that information not directly related to the example has been omitted.

In statements or commands, horizontal ellipsis points indicate that parts of the statement or command not directly related to the example have been omitted.

Also in statements or commands, angle brackets enclose user-supplied names and brackets enclose optional clauses from which you can choose one or none.

Although Boolean is a proper noun, it is presented as boolean in this guide when its use in Java code requires case-sensitivity.

The following text conventions are also used in this guide:

Convention	Meaning
<b>boldface</b>	Boldface type indicates graphical user interface elements associated with an action, or terms defined in text or the glossary.
<i>italic</i>	Italic type indicates book titles, emphasis, or placeholder variables for which you supply particular values.
monospace	Monospace type indicates commands within a paragraph, URLs, code in examples, text that appears on the screen, or text that you enter.

## Syntax Descriptions

Syntax descriptions are provided in this book for various SQL, PL/SQL, or other command-line constructs in graphic form or Backus Naur Form (BNF). See *Oracle Database SQL Reference* for information about how to interpret these descriptions.



---

---

# What's New

This document summarizes the changes to this guide since the previous release as well as the new features introduced in the current release.

## Changes Since Release 10.2

The following changes have been made to this guide since Oracle Database 10g Release 2 (10.2):

- In Oracle Database 11g Release 1 (11.1), the name Oracle *interMedia* has been changed to Oracle Multimedia. The feature remains the same, only the name has changed. References to Oracle *interMedia* will be replaced with Oracle Multimedia, however some references to Oracle *interMedia* or *interMedia* may still appear in graphical user interfaces, code examples, and related documents in the Documentation Library for Oracle Database 11g Release 1 (11.1).
- Title page - Added DICOM to the list of supported media in the summary description.
- Preface - Added a new subsection for Syntax Descriptions, including a cross-reference to *Oracle Database SQL Reference* for information about how to read syntax diagrams.
- Chapter 2 - Replaced references to 4GB BLOB limits with new limits (8 TB to 128 TB, depending on the block size). Included a cross-reference to *Oracle Database SecureFiles and Large Objects Developer's Guide*.
- Chapter 5 - Removed `ORDImageSignature` API documentation, which is deprecated in this release. Added more cross-references to Appendix D for the `process()` and `processCopy()` methods.
- Chapter 7 - Updated the table creation examples for the four object types to show support for SecureFiles. Updated the examples for the common methods `export()` and `importFrom()` to reflect source code and directory cleanup work in the demo scripts.
- Chapter 8 - Replaced references to 4GB BLOB limits with new limits (8 TB to 128 TB, depending on the block size). Removed the pragma restriction for the `getContentLength()` and `getSourceAddress()` methods.
- Appendix G - Revised the third column in the table of DICOM encoding rules to replace the support codes with meaningful information in each table row.
- Appendix I - Included most of the material from the Still Image chapter.
- Appendix J - Added `ORDImageSignature`, `ORDImageIndex`, and image processing operators to the list of deprecated API components.

- Index - Added new index entries and improved existing entries.
- Ongoing minor improvements and bug fixes

## New Features for Release 11.1

Oracle Database 11g Release 1 (11.1) includes major new features for Oracle Multimedia DICOM and improvements in the area of performance and scalability.

### Oracle Multimedia DICOM

Oracle Multimedia DICOM was introduced in release 10.2. Release 11.1 adds the following Oracle Multimedia DICOM features:

- Creation of DICOM objects
- DICOM image processing
- DICOM object conformance validation
- DICOM metadata extraction
- DICOM format support
- Making DICOM objects anonymous
- ORDDicom object type
- Run-time, updatable DICOM data model

See *Oracle Multimedia DICOM Developer's Guide* and *Oracle Multimedia DICOM Java API Reference* for information about these features.

### Oracle Multimedia Performance and Scalability

Release 11.1 also includes performance and scalability improvements. This release provides improvements for applications that require increased throughput in certain image processing operations as well as the ability to manage very large media objects.

In this release, the size limit of media data that can be stored and retrieved within database storage structures (BLOB) in an Oracle Multimedia object type in the database is extended to the BLOB size limit, which is between 8 terabytes (TB) and 128 terabytes depending on the block size.

In addition to storing and retrieving large images, Oracle Multimedia can also extract image attributes including height, width, and compressionFormat for images that contain up to two billion pixels, or with a resolution of up to 46000x46000. For images that support metadata extraction (IPTC, EXIF and XMP), Oracle Multimedia can extract and manage embedded metadata for any size image that it can store.

Oracle Multimedia provides image processing functions that change image content. For example, you can scale and crop an image or convert it to a different file format. Processing an image requires interpreting the pixel values of the image, an operation that often impacts system performance and memory. As a result, Oracle Multimedia may be unable to successfully process images that it can successfully store. The maximum image size that Oracle Multimedia can process depends on the image format and the system platform. See the Oracle Multimedia `README.txt` file for guidelines on image processing limits for each supported format.

Performance and scalability improvements have been made for the most popular image processing operation, generating a thumbnail image. Significant performance improvements have been made for generating these images from TIFF and JPEG sources, as well as from DICOM sources with JPEG encoding. In addition,

improvements in scale-down operations enable the fast generation of thumbnail images from very large source images (JPEG, TIFF, and DICOM with JPEG or RAW encoding.)

In this release, Oracle Multimedia also supports the next generation of LOBs, which is called Oracle SecureFiles. SecureFiles introduces a completely reengineered large object (LOB) to dramatically improve performance and significantly strengthen the native content management capabilities of Oracle Database. Oracle Multimedia object types, methods, and packages have been tested to ensure correct operation with SecureFiles. Oracle recommends using SecureFiles to store media content within Oracle Multimedia object types to reap the performance benefits of this new BLOB implementation.



---

---

# Introduction to Oracle Multimedia

Oracle Multimedia (formerly Oracle *interMedia*) is a feature that enables Oracle Database to store, manage, and retrieve images, audio, video, or other heterogeneous media data in an integrated fashion with other enterprise information. Oracle Multimedia extends Oracle Database reliability, availability, and data management to multimedia content in traditional, Internet, electronic commerce, and media-rich applications.

See *Oracle Multimedia User's Guide* for conceptual information and information about application development.

## 1.1 Multimedia Object Types and Methods

Oracle Multimedia provides the ORDAudio, ORDDoc, ORDImage, ORDVideo, and SI\_StillImage object types and methods for:

- Extracting metadata and attributes from multimedia data
- Embedding metadata created by applications into image files
- Getting and managing multimedia data from Oracle Multimedia, Web servers, file systems, and other servers
- Performing manipulation operations on image data

The object syntax for accessing attributes within a complex object is the dot notation (except in Java):

```
variable.data_attribute
```

The syntax for invoking methods of a complex object is also the dot notation (except in Java):

```
variable.function(parameter1, parameter2, ...)
```

In keeping with recommended programming practices, a complete set of media attribute accessors (get methods) and setters (set methods) are provided for accessing attributes for each media type.

See *Oracle Database Concepts* for information about this and other SQL syntax.

## 1.2 Multimedia Storage

Oracle Multimedia provides the ORDSrc object type and methods for multimedia data source manipulation. The ORDAudio, ORDDoc, ORDImage, and ORDVideo object types all contain an attribute of type ORDSrc.

---

---

**Note:** ORDSource methods should not be called directly. Instead, invoke the wrapper method of the media object corresponding to the ORDSource method. ORDSource method information is presented only for users who want to write their own user-defined sources.

---

---



---

---

# Common Methods for Oracle Multimedia Object Types

This chapter presents reference information on the common methods used for the following Oracle Multimedia object types:

- ORDAudio
- ORDDoc
- ORDImage
- ORDVideo

## 2.1 Examples for Common Methods

The examples in this chapter use the `ONLINE_MEDIA` table in the Product Media sample schema. The examples assume that the table has been populated as shown in examples in [Chapter 3](#), [Chapter 4](#), [Chapter 5](#), and [Chapter 6](#).

See *Oracle Database Sample Schemas* for information about the sample schemas.

---

---

**Note:** The Oracle Multimedia methods are designed to be internally consistent. If you use Oracle Multimedia methods (such as `import()` or `image process()`) to modify the media data, Oracle Multimedia will ensure that object attributes remain synchronized with the media data. However, if you manipulate the data itself (by either directly modifying the BLOB or changing the external source), then you must ensure that the object attributes stay synchronized and the update time is modified; otherwise, the object attributes will not match the data.

---

---

## 2.2 Embedded ORDSource Object

The `ORDSource` object is embedded within the `ORDAudio`, `ORDDoc`, `ORDImage`, and `ORDVideo` object types. The `ORDSource` object type supports access to a variety of sources of multimedia data. It supports access to data sources locally in a BLOB within Oracle Database, externally from a BFILE on a local file system, externally from a URL on an HTTP server, or externally from a user-defined source on another server. See [Chapter 8](#) for details on how the `ORDSource` object type is defined, including supported values for the `ORDSource` attributes, which are the following:

- `localData`: the locally stored multimedia data stored as a BLOB within the object. Depending on the block size, up to 8 terabytes (TB) to 128 TB of data can be stored

as a BLOB. (See *Oracle Database SecureFiles and Large Objects Developer's Guide* for detailed information about using BLOBs.)

- `srcType`: the data source type.
- `srcLocation`: the place where data can be found based on the `srcType` value.
- `srcName`: the data object name.
- `updateTime`: the time at which the data was last updated.
- `local`: a flag that indicates whether the data is local (1 or NULL) or external (0).

## 2.3 Important Notes

Methods invoked at the `ORDSource` level that are handed off to a source plug-in for processing have `ctx (RAW)` as the first argument. Before calling any of these methods for the first time, the client should allocate the `ctx` structure, initialize it to NULL, and invoke the `openSource()` method. At this point, the source plug-in can initialize context for this client. When processing is complete, the client should invoke the `closeSource()` method.

Methods invoked at the `ORDAudio`, `ORDDoc`, or `ORDVideo` level that are handed off to a format plug-in for processing have `ctx (RAW)` as the first argument. Before calling any of these methods for the first time, the client should allocate the `ctx` structure and initialize it to NULL.

---

---

**Note:** In the current release, none of the plug-ins provided by Oracle and not all source or format plug-ins will use the `ctx` argument, but if you code as previously described, your application should work with current or future source or format plug-ins.

---

---

For `ORDAudio`, `ORDDoc`, or `ORDVideo` object types, you should use any of the individual set methods to set the attribute value for an object for formats not natively supported, or write a format plug-in and call the `setProperties()` method; otherwise, for formats natively supported, use the `setProperties()` method to populate the attributes of the object.

For `ORDImage` object types, use the `setProperties()` method to populate the attributes of the object. Use the `setProperties()` for foreign images method for formats that are not natively supported.

---

## Common Methods

This section presents reference information on the Oracle Multimedia methods that are common to the following Oracle Multimedia object types: ORDAudio, ORDDoc, ORDImage, and ORDVideo.

Other methods, which are particular to a given object type or are implemented differently for each object type, are described in [ORDAudio Methods](#) on page 3-11, [ORDDoc Methods](#) on page 4-10, [ORDImage Methods](#) on page 5-10, and [ORDVideo Methods](#) on page 6-11.

For more information about object types and methods, see *Oracle Database Concepts*.

The following methods are presented in this section:

- [clearLocal\(\)](#) on page 2-4
- [closeSource\(\)](#) on page 2-5
- [deleteContent\(\)](#) on page 2-7
- [export\(\)](#) on page 2-8
- [getBFile\(\)](#) on page 2-11
- [getContent\(\)](#) on page 2-13
- [getMimeType\(\)](#) on page 2-14
- [getSource\(\)](#) on page 2-15
- [getSourceLocation\(\)](#) on page 2-16
- [getSourceName\(\)](#) on page 2-17
- [getSourceType\(\)](#) on page 2-18
- [getUpdateTime\(\)](#) on page 2-19
- [isLocal\(\)](#) on page 2-20
- [openSource\(\)](#) on page 2-21
- [processSourceCommand\(\)](#) on page 2-23
- [readFromSource\(\)](#) on page 2-25
- [setLocal\(\)](#) on page 2-27
- [setMimeType\(\)](#) on page 2-28
- [setSource\(\)](#) on page 2-30
- [setUpdateTime\(\)](#) on page 2-32
- [trimSource\(\)](#) on page 2-33
- [writeToSource\(\)](#) on page 2-35

## clearLocal( )

### Format

```
clearLocal( );
```

### Description

Resets the source.local attribute (of the embedded ORDSource object) to indicate that the data is stored externally. When the source.local attribute is set to 0, media methods look for corresponding data using the source.srcLocation, source.srcName, and source.srcType attributes.

### Parameters

None.

### Usage Notes

This method sets the source.local attribute to 0, meaning the data is stored externally outside the database.

### Pragmas

None.

### Exceptions

*<object-type>*Exceptions.NULL\_SOURCE

This exception is raised when the value of the *<object-type>*.source attribute is NULL.

This exception can be raised by ORDAudio, ORDDoc, ORDImage, or ORDVideo object types. Replace *<object-type>* with the object type to which you apply this method.

See [Appendix H](#) for more information about these exceptions.

### Examples

Clear the value of the local flag for the data:

```
DECLARE
  obj ORDSYS.ORDAudio;
BEGIN
  SELECT product_audio INTO obj FROM pm.online_media WHERE product_id=1733
  FOR UPDATE;
  obj.clearLocal();
  UPDATE pm.online_media SET product_audio=obj WHERE product_id=1733;
  COMMIT;
END;
/
```

## closeSource( )

### Format

```
closeSource(ctx IN OUT RAW) RETURN INTEGER;
```

### Description

Closes a data source.

### Parameters

#### ctx

The source plug-in context information. This parameter should be allocated and initialized to NULL. If you are using a user-defined source plug-in, call the [openSource\( \)](#) method. See [Section 2.3](#) for more information.

### Usage Notes

The RETURN INTEGER is 0 (zero) for success and greater than 0 (for example, 1) for failure. The exact number and the meaning for that number is plug-in defined. For example, for the file plug-in, 1 might mean "File not found," 2 might mean "No such directory," and so forth.

### Pragmas

None.

### Exceptions

*<object-type>*Exceptions.NULL\_SOURCE

This exception is raised when the value of the *<object-type>*.source attribute is NULL.

This exception can be raised by ORDAudio, ORDDoc, ORDImage, or ORDVideo object types. Replace *<object-type>* with the object type to which you apply this method.

ORDSourceExceptions.INCOMPLETE\_SOURCE\_INFORMATION

This exception is raised if you call the closeSource( ) method and the value for the source.srcType attribute is NULL.

ORDSourceExceptions.METHOD\_NOT\_SUPPORTED

This exception is raised if you call the closeSource( ) method and this method is not supported by the source plug-in being used.

See [Appendix H](#) for more information about these exceptions.

### Examples

Close an external data source:

```
DECLARE
  obj ORDSYS.ORDAudio;
  res INTEGER;
  ctx RAW(64) :=NULL;
BEGIN
  SELECT product_audio INTO obj FROM pm.online_media WHERE product_id=1733
  FOR UPDATE;
  res := obj.closeSource(ctx);
  UPDATE pm.online_media SET product_audio=obj WHERE product_id=1733;
```

```
COMMIT;
EXCEPTION
WHEN ORDSYS.ORDSourceExceptions.METHOD_NOT_SUPPORTED THEN
    DBMS_OUTPUT.PUT_LINE('ORDSourceExceptions.METHOD_NOT_SUPPORTED caught');
WHEN OTHERS THEN
    DBMS_OUTPUT.PUT_LINE('EXCEPTION caught');
END;
/
```

## deleteContent( )

### Format

```
deleteContent( );
```

### Description

Deletes the BLOB from the source.localData attribute (of the embedded ORDSource object), sets the source.local attribute to zero (to indicate that data is not local), and updates the source.updateTime attribute.

### Parameters

None.

### Usage Notes

This method can be called after you export the data from the local source to an external data source and you no longer need this data in the local source.

Call this method when you want to update the object with a new object.

### Pragmas

None.

### Exceptions

<object-type>Exceptions.NULL\_SOURCE

This exception is raised when the value of the <object-type>.source attribute is NULL.

This exception can be raised by ORDAudio, ORDDoc, ORDImage, or ORDVideo object types. Replace <object-type> with the object type to which you apply this method.

See [Appendix H](#) for more information about these exceptions.

### Examples

Delete the local data from the current local source:

```
DECLARE
  image ORDSYS.ORDImage;
BEGIN
  SELECT product_photo INTO image FROM pm.online_media WHERE product_id = 3515 FOR UPDATE;
  -- Delete the local content of the image:
  image.deleteContent();
COMMIT;
END;
/
```

## export( )

### Format

```
export(ctx          IN OUT RAW,  
       source_type  IN VARCHAR2,  
       source_location IN VARCHAR2,  
       source_name   IN VARCHAR2);
```

### Description

Copies data from the BLOB in the source.localData attribute (of the embedded ORDSource object) to a corresponding external data source.

---

---

**Note:** The export( ) method provides native support only when the value of the source\_type parameter is FILE. In this case, the data is written to a file within a directory that is accessible to Oracle Database. User-defined sources may support the export( ) method to provide WRITE access to other types of data stores.

---

---

### Parameters

**ctx**

The source plug-in context information.

**source\_type**

The type of the external source data. This parameter is not case sensitive.

**source\_location**

The location to which the source data is to be exported.

**source\_name**

The name of the object to which the data is to be exported.

### Usage Notes

After data is exported, all attributes remain unchanged and source.srcType, source.srcLocation, and source.srcName are updated with input values. After calling the export( ) method, you can call the clearLocal( ) method to indicate the data is stored outside the database and call the deleteContent( ) method if you want to delete the content of the source.localData attribute.

This method is also available for user-defined sources that can support the export( ) method.

The export( ) method for a source type of FILE does not modify data stored in the BLOB.

The export( ) method is not an exact mirror operation to the import( ) method in that the clearLocal( ) method is not automatically called to indicate the data is stored outside the database, whereas the import( ) method automatically calls the setLocal( ) method.



Call the `deleteContent()` method after calling the `export()` method to delete the content from the database if you no longer intend to manage the multimedia data within the database.

When the `source_type` parameter has a value of `FILE`, the `source_location` parameter specifies the name of an Oracle directory object, and the `source_name` parameter specifies the name of the file that will contain the data.

The `export()` method writes only to a database directory object that the user has privilege to access. That is, you can access a directory object that you have created using the SQL `CREATE DIRECTORY` statement, or one to which you have been granted `READ` and `WRITE` access.

For example, the following SQL\*Plus commands create a directory object and grant the user `ron` permission to read and write any file within the directory `/mydir/work`:

```
CONNECT sys/<password> as sysdba
CREATE OR REPLACE DIRECTORY FILE_DIR AS '/mydir/work';
GRANT READ,WRITE ON DIRECTORY FILE_DIR TO ron;
```

Now, the user `ron` can export an image to the `testing.jpg` file in this directory using the `export()` method of the `ORDImage` object:

```
img.export('FILE', 'FILE_DIR', 'testing.jpg');
```

Invoking this method implicitly calls the `setUpdateTime()` method.

## Pragmas

None.

## Exceptions

*<object-type>*Exceptions.NULL\_SOURCE

This exception is raised when the value of the *<object-type>*.`source` attribute is `NULL`.

This exception can be raised by `ORDAudio`, `ORDDoc`, `ORDImage`, or `ORDVideo` object types. Replace *<object-type>* with the object type to which you apply this method.

ORDSourceExceptions.INCOMPLETE\_SOURCE\_INFORMATION

This exception is raised if you call the `export()` method and the value of the `source_type` parameter is `NULL`.

ORDSourceExceptions.IO\_ERROR

This exception is raised if the `export()` method encounters an error writing the BLOB data to the specified operating system file.

ORDSourceExceptions.METHOD\_NOT\_SUPPORTED

This exception is raised if you call the `export()` method and this method is not supported by the source plug-in being used.

See [Appendix H](#) for more information about these exceptions.

## Examples

Export data from a local source to an external data source:

```
-- Create the directory to which you want users to export data. Then,
-- grant write access to the directory for ORDSYS and the user who will be
-- doing the exporting, in this case the user is Ron.
connect /as sysdba
```

```
CREATE OR REPLACE DIRECTORY FILE_DIR as '/mydir/work';
GRANT READ,WRITE ON DIRECTORY FILE_DIR TO 'ron';
BEGIN
-- Connect as the user Ron:
CONNECT ron/ron
set serveroutput on;
set echo on;
DECLARE
  obj ORDSYS.ORDImage;
  ctx RAW(64) :=NULL;
BEGIN
SELECT product_photo INTO obj FROM pm.online_media
  WHERE product_id = 3515;
obj.export(ctx, 'file', 'FILE_DIR', 'testing.jpg');
COMMIT;
EXCEPTION
  WHEN ORDSYS.ORDSourceExceptions.METHOD_NOT_SUPPORTED THEN
    DBMS_OUTPUT.PUT_LINE('Source METHOD_NOT_SUPPORTED caught');
  WHEN OTHERS THEN
    DBMS_OUTPUT.PUT_LINE('OTHER EXCEPTION caught');
END;
/
```

## getBFile()

### Format

getBFile() RETURN BFILE;

### Description

Returns the LOB locator of the BFILE containing the media.

### Parameters

None.

### Usage Notes

This method constructs and returns a BFILE using the stored source.srcLocation and source.srcName attribute information (of the embedded ORDSrc object). The source.srcLocation attribute must contain a defined directory object. The source.srcName attribute must be a valid file name and source.srcType must be "file".

### Pragmas

PRAGMA RESTRICT\_REFERENCES(getBFile, WNDS, WNPS, RNDS, RNPS)

### Exceptions

<object-type>Exceptions.NULL\_SOURCE

This exception is raised when the value of the <object-type>.source attribute is NULL.

This exception can be raised by ORDAudio, ORDDoc, ORDImage, or ORDVideo object types. Replace <object-type> with the object type to which you apply this method.

ORDSourceExceptions.INCOMPLETE\_SOURCE\_INFORMATION

This exception is raised if the source.srcType attribute value is NULL.

ORDSourceExceptions.INVALID\_SOURCE\_TYPE

This exception is raised if the value of the source.srcType attribute is other than "file".

See [Appendix H](#) for more information about these exceptions.

### Examples

Return the BFILE for the stored source directory and file name attributes:

```

DECLARE
  obj ORDSYS.ORDVideo;
  videofile BFILE;
BEGIN
  SELECT product_video INTO obj FROM pm.online_media
     WHERE product_id = 2030;
  -- Get the video BFILE.
  videofile := obj.getBFile();
  COMMIT;
EXCEPTION
  WHEN ORDSYS.ORDSourceExceptions.INCOMPLETE_SOURCE_INFORMATION THEN
    DBMS_OUTPUT.PUT_LINE('The source.srcType attribute value is NULL');
  WHEN ORDSYS.ORDSourceExceptions.INVALID_SOURCE_TYPE THEN
    DBMS_OUTPUT.PUT_LINE('The value of srcType is not file');
END;
```

/

## getContent()

### Format

getContent() RETURN BLOB;

### Description

Returns the BLOB handle to the source.localData attribute (of the embedded ORDSOURCE object).

### Parameters

None.

### Usage Notes

None.

### Pragmas

PRAGMA RESTRICT\_REFERENCES(getContent, WNDS, WNPS, RNDS, RNPS)

### Exceptions

*<object-type>*Exceptions.NULL\_SOURCE

This exception is raised when the value of the *<object-type>*.source attribute is NULL.

This exception can be raised by ORDAudio, ORDDoc, ORDImage, or ORDVideo object types. Replace *<object-type>* with the object type to which you apply this method.

See [Appendix H](#) for more information about these exceptions.

### Examples

Access video data to be put on a Web-based player:

```
DECLARE
  obj ORDSYS.ORDVideo;
  ctx RAW(64) := NULL;
BEGIN
  SELECT product_video INTO obj FROM pm.online_media WHERE product_id = 2030 FOR UPDATE;
  -- import data
  obj.importFrom(ctx, 'file', 'FILE_DIR', 'printer.rm');
  -- check size
  DBMS_OUTPUT.PUT_LINE('Length is ' || TO_CHAR(DBMS_LOB.GETLENGTH(obj.getContent())));
  DBMS_OUTPUT.PUT_LINE(obj.getSource());
  COMMIT;
END;
/
```

## getMimeType()

### Format

getMimeType() RETURN VARCHAR2;

### Description

Returns the MIME type for the data. This is a simple access method that returns the value of the mimeType attribute.

### Parameters

None.

### Usage Notes

If the source is an HTTP server, the MIME type information is read from the HTTP header information when the media is imported and stored in the object attribute. If the source is a file or BLOB, the MIME type information is extracted when the setProperties() method is called.

For unrecognized file formats, users must call the setMimeType() method and specify the MIME type.

Use this method rather than accessing the mimeType attribute directly to protect yourself from potential changes to the internal representation of the object.

### Pragmas

PRAGMA RESTRICT\_REFERENCES(getMimeType, WNDS, WNPS, RNDS, RNPS)

### Exceptions

None.

### Examples

Get the MIME type for some stored image data:

```
DECLARE
  image ORDSYS.ORDImage;
BEGIN
  SELECT p.product_photo INTO image FROM pm.online_media p
     WHERE product_id = 3515;
  DBMS_OUTPUT.PUT_LINE('writing mimetype');
  DBMS_OUTPUT.PUT_LINE('-----');
  DBMS_OUTPUT.PUT_LINE(image.getMimeType());
  COMMIT;
END;
/
```

## getSource( )

### Format

getSource( ) RETURN VARCHAR2;

### Description

Returns information about the external location of the data in URL format. (This information is the source.srcType, source.srcLocation, and source.srcName attribute values of the embedded ORDSOURCE object.)

### Parameters

None.

### Usage Notes

Possible return values are:

- FILE://<DIR OBJECT NAME>/<FILE NAME> for a file source
- HTTP://<URL> for an HTTP source
- User-defined source; for example:  
TYPE://<USER-DEFINED SOURCE LOCATION>/<USER-DEFINED SOURCE NAME>

### Pragmas

PRAGMA RESTRICT\_REFERENCES(getSource, WNDS, WNPS, RNDS, RNPS)

### Exceptions

<object-type>Exceptions.NULL\_SOURCE

This exception is raised when the value of the <object-type>.source attribute is NULL.

This exception can be raised by ORDAudio, ORDDoc, ORDImage, or ORDVideo object types. Replace <object-type> with the object type to which you apply this method.

See [Appendix H](#) for more information about these exceptions.

### Examples

Get the source of the image data:

```

DECLARE
  image ORDSYS.ORDImage;
BEGIN
  SELECT p.product_photo INTO image FROM pm.online_media p
     WHERE p.product_id = 3515;
  -- Get the image source information:
  DEMS_OUTPUT.PUT_LINE(image.getSource());
  COMMIT;
END;
/

```

## getSourceLocation( )

### Format

getSourceLocation( ) RETURN VARCHAR2;

### Description

Returns a string containing the value of the external data source location (the value of the source.srcLocation attribute of the embedded ORDSource object).

### Parameters

None.

### Usage Notes

This method returns a VARCHAR2 string containing the value of the external data location, for example BFILEDIR.

### Pragmas

PRAGMA RESTRICT\_REFERENCES(getSourceLocation, WNDS, WNPS, RNDS, RNPS)

### Exceptions

*<object-type>*Exceptions.NULL\_SOURCE

This exception is raised when the value of the *<object-type>*.source attribute is NULL.

This exception can be raised by ORDAudio, ORDDoc, ORDImage, or ORDVideo object types. Replace *<object-type>* with the object type to which you apply this method.

ORDSourceExceptions.INCOMPLETE\_SOURCE\_LOCATION

This exception is raised if you call the getSourceLocation( ) method and the value of the source.srcLocation attribute is NULL.

See [Appendix H](#) for more information about these exceptions.

### Examples

Get the source location information about an image data source:

```
DECLARE
  image ORDSYS.ORDImage;
BEGIN
  SELECT p.product_photo INTO image FROM pm.online_media p
  WHERE p.product_id = 3515;
  -- Get the image source location.
  DEMS_OUTPUT.PUT_LINE('Source location is ' || image.getSourceLocation());
  COMMIT;
END;
/
```



## getSourceName( )

### Format

```
getSourceName( ) RETURN VARCHAR2;
```

### Description

Returns a string containing of the name of the external data source (the value of the source.srcName attribute of the embedded ORDSrc object).

### Parameters

None.

### Usage Notes

This method returns a VARCHAR2 string containing the name of the external data source, for example testing.dat.

### Pragmas

```
PRAGMA RESTRICT_REFERENCES(getSourceName, WNDS, WNPS, RNDS, RNPS)
```

### Exceptions

*<object-type>*Exceptions.NULL\_SOURCE

This exception is raised when the value of the *<object-type>*.source attribute is NULL.

This exception can be raised by ORDAudio, ORDDoc, ORDImage, or ORDVideo object types. Replace *<object-type>* with the object type to which you apply this method.

ORDSourceExceptions.INCOMPLETE\_SOURCE\_NAME

This exception is raised if you call the getSourceName( ) method and the value of the source.srcName attribute is NULL.

See [Appendix H](#) for more information about these exceptions.

### Examples

Get the source name information about an image data source:

```
DECLARE
  image ORDSYS.ORDImage;
BEGIN
  SELECT p.product_photo INTO image FROM pm.online_media p
  WHERE p.product_id = 3515;
  -- Get the image source name.
  DBMS_OUTPUT.PUT_LINE('Source name is ' || image.getSourceName());
  COMMIT;
END;
/
```

## getSourceType()

### Format

```
getSourceType() RETURN VARCHAR2;
```

### Description

Returns a string containing the type of the external data source (the value of the source.srcType attribute of the embedded ORDSrc object).

### Parameters

None.

### Usage Notes

Returns a VARCHAR2 string containing the type of the external data source, for example "file".

### Pragmas

```
PRAGMA RESTRICT_REFERENCES(getSourceType, WNDS, WNPS, RNDS, RNPS)
```

### Exceptions

<object-type>Exceptions.NULL\_SOURCE

This exception is raised when the value of the <object-type>.source attribute is NULL.

This exception can be raised by ORDAudio, ORDDoc, ORDImage, or ORDVideo object types. Replace <object-type> with the object type to which you apply this method.

See [Appendix H](#) for more information about these exceptions.

### Examples

Get the source type information about a media data source:

```
DECLARE
  obj ORDSYS.ORDDoc;
BEGIN
  SELECT p.product_testimonials INTO obj FROM pm.online_media p
  WHERE p.product_id= 3060;
  DBMS_OUTPUT.PUT_LINE('setting and getting source');
  DBMS_OUTPUT.PUT_LINE('-----');
  -- set source to a file
  obj.setSource('file', 'FILE_DIR', 'speaker.wav');
  -- get source information
  DBMS_OUTPUT.PUT_LINE('Source is ' || obj.getSource());
  DBMS_OUTPUT.PUT_LINE('Source type is ' || obj.getSourceType());
  DBMS_OUTPUT.PUT_LINE('Source location is ' || obj.getSourceLocation());
  DBMS_OUTPUT.PUT_LINE('Source name is ' || obj.getSourceName());
  COMMIT;
END;
/
```

## getUpdateTime( )

### Format

getUpdateTime( ) RETURN DATE;

### Description

Returns the time when the object was last updated (the value of the source.updateTime of the embedded ORDSource object).

### Parameters

None.

### Usage Notes

None.

### Pragmas

PRAGMA RESTRICT\_REFERENCES(getUpdateTime, WNDS, WNPS, RNDS, RNPS)

### Exceptions

<object-type>Exceptions.NULL\_SOURCE

This exception is raised when the value of the <object-type>.source attribute is NULL.

This exception can be raised by ORDAudio, ORDDoc, ORDImage, or ORDVideo object types. Replace <object-type> with the object type to which you apply this method.

See [Appendix H](#) for more information about these exceptions.

### Examples

Get the updated time of some audio data:

```
DECLARE
  obj ORDSYS.ORDAudio;
BEGIN
  SELECT p.product_audio INTO obj FROM pm.online_media p
     WHERE p.product_id = 1733;
  DBMS_OUTPUT.PUT_LINE('Update time is:');
  DBMS_OUTPUT.PUT_LINE(TO_CHAR(obj.getUpdateTime(), 'MM-DD-YYYY HH24:MI:SS'));
  COMMIT;
END;
/
```

## isLocal()

### Format

isLocal() RETURN BOOLEAN;

### Description

Returns TRUE if the value of the source.local attribute (of the embedded ORDSOURCE object) is 1, and returns FALSE if the value of the source.local attribute is 0. In other words, returns TRUE if the data is stored in a BLOB in the source.localData attribute or FALSE if the data is stored externally.

### Parameters

None.

### Usage Notes

None.

### Pragmas

PRAGMA RESTRICT\_REFERENCES(isLocal, WNDS, WNPS, RNDS, RNPS)

### Exceptions

*<object-type>*Exceptions.NULL\_SOURCE

This exception is raised when the value of the *<object-type>*.source attribute is NULL.

This exception can be raised by ORDAudio, ORDDoc, ORDImage, or ORDVideo object types. Replace *<object-type>* with the object type to which you apply this method.

See [Appendix H](#) for more information about these exceptions.

### Examples

Determine whether or not the audio data is local:

```
DECLARE
  obj ORDSYS.ORDAudio;
BEGIN
  SELECT p.product_audio INTO obj FROM pm.online_media p
     WHERE p.product_id = 1733;
  IF (obj.isLocal() = TRUE) THEN DBMS_OUTPUT.PUT_LINE('local is set true');
  ELSE DBMS_OUTPUT.PUT_LINE('local is set false');
  END IF;
  COMMIT;
END;
/
```

## openSource()

### Format

```
openSource(userArg IN RAW, ctx OUT RAW) RETURN INTEGER;
```

### Description

Opens a data source.

### Parameters

#### **userArg**

The user argument. This may be used by user-defined source plug-ins.

#### **ctx**

The source plug-in context information.

### Usage Notes

The return INTEGER is 0 (zero) for success and greater than 0 (for example, 1) for failure. The exact number and the meaning for that number is plug-in defined. For example, for the file plug-in, 1 might mean "File not found," 2 might mean "No such directory," and so forth.

### Pragmas

None.

### Exceptions

*<object-type>*Exceptions.NULL\_SOURCE

This exception is raised when the value of the *<object-type>*.source attribute is NULL.

This exception can be raised by ORDAudio, ORDDoc, ORDImage, or ORDVideo object types. Replace *<object-type>* with the object type to which you apply this method.

ORDSourceExceptions.INCOMPLETE\_SOURCE\_INFORMATION

This exception is raised if you call the openSource() method and the value for the source.srcType attribute is NULL.

ORDSourceExceptions.METHOD\_NOT\_SUPPORTED

This exception is raised if you call the openSource() method and this method is not supported by the source plug-in being used.

See [Appendix H](#) for more information about these exceptions.

### Examples

Open an external data source:

```
DECLARE
  obj ORDSYS.ORDAudio;
  res INTEGER;
  ctx RAW(64) :=NULL;
  userArg RAW(64);
BEGIN
  SELECT p.product_audio INTO obj FROM pm.online_media p
  WHERE p.product_id = 1733;
```

```
res := obj.openSource(userArg, ctx);
COMMIT;
EXCEPTION
  WHEN ORDSYS.ORDSourceExceptions.METHOD_NOT_SUPPORTED THEN
    DBMS_OUTPUT.PUT_LINE('ORDSourceExceptions.METHOD_NOT_SUPPORTED caught');
  WHEN OTHERS THEN
    DBMS_OUTPUT.PUT_LINE('EXCEPTION caught');
END;
/
```

## processSourceCommand( )

### Format

```
processSourceCommand(ctx      IN OUT RAW,
                    cmd      IN VARCHAR2,
                    arguments IN VARCHAR2,
                    result    OUT RAW)
```

```
RETURN RAW;
```

### Description

Lets you send any command and its arguments to the source plug-in. This method is available only for user-defined source plug-ins.

### Parameters

#### **ctx**

The source plug-in context information. This should be allocated and initialized to NULL. If you are using a user-defined source plug-in, call the [openSource\( \)](#) method. See [Section 2.3](#) for more information.

#### **cmd**

Any command recognized by the source plug-in.

#### **arguments**

The arguments of the command.

#### **result**

The result of calling this method returned by the source plug-in.

### Usage Notes

Use this method to send any command and its respective arguments to the source plug-in. Commands are not interpreted; they are just taken and passed through to be processed.

### Pragmas

None.

### Exceptions

*<object-type>*Exceptions.NULL\_SOURCE

This exception is raised when the value of the *<object-type>*.source attribute is NULL.

This exception can be raised by ORDAudio, ORDDoc, ORDImage, or ORDVideo object types. Replace *<object-type>* with the object type to which you apply this method.

ORDSourceExceptions.INCOMPLETE\_SOURCE\_INFORMATION

This exception is raised if you call the processSourceCommand( ) method and the value of the source.srcType attribute is NULL.

ORDSourceExceptions.METHOD\_NOT\_SUPPORTED

This exception is raised if you call the processSource( ) method and this method is not supported by the source plug-in being used.

See [Appendix H](#) for more information about these exceptions.

## Examples

None.



## readFromSource( )

### Format

```
readFromSource(ctx      IN OUT RAW,
               startPos IN INTEGER,
               numBytes IN OUT INTEGER,
               buffer    OUT RAW);
```

### Description

Lets you read a buffer of *n* bytes from a source beginning at a start position.

### Parameters

#### **ctx**

The source plug-in context information. This should be allocated and initialized to NULL. If you are using a user-defined source plug-in, call the [openSource\( \)](#) method. See [Section 2.3](#) for more information.

#### **startPos**

The start position in the data source.

#### **numBytes**

The number of bytes to be read from the data source.

#### **buffer**

The buffer into which the data will be read.

### Usage Notes

This method is not supported for HTTP sources.

To successfully read HTTP source types, you must request that the entire URL source be read. If you want to implement a read method for an HTTP source type, you must provide your own implementation for this method in the modified source plug-in for the HTTP source type.

### Pragmas

None.

### Exceptions

*<object-type>*Exceptions.NULL\_SOURCE

This exception is raised when the value of the *<object-type>*.source attribute is NULL.

This exception can be raised by ORDAudio, ORDDoc, ORDImage, or ORDVideo object types. Replace *<object-type>* with the object type to which you apply this method.

ORDSourceExceptions.INCOMPLETE\_SOURCE\_INFORMATION

This exception is raised if you call the readFromSource( ) method and the value of the source.srcType attribute is NULL.

ORDSourceExceptions.METHOD\_NOT\_SUPPORTED

This exception is raised if you call the readFromSource() method and this method is not supported by the source plug-in being used.

#### ORDSourceExceptions.NULL\_SOURCE

This exception is raised if you call the readFromSource() method and the value of source.local is 1 or NULL (TRUE), but the value of the source.localData attribute is NULL.

See [Appendix H](#) for more information about these exceptions.

## Examples

Read a buffer from the source:

```
DECLARE
  obj ORDSYS.ORDAudio;
  buffer RAW(4000);
  i INTEGER;
  ctx RAW(64) :=NULL;
BEGIN
  i := 20;
  SELECT p.product_audio into obj from pm.online_media p
    WHERE p.product_id = 1733;
  obj.readFromSource(ctx,1,i,buffer);
  DBMS_OUTPUT.PUT_LINE('Length is ' || TO_CHAR(obj.getContentLength(ctx)));
  COMMIT;
  EXCEPTION
  WHEN ORDSYS.ORDSourceExceptions.METHOD_NOT_SUPPORTED THEN
    DBMS_OUTPUT.PUT_LINE('ORDSourceExceptions.METHOD_NOT_SUPPORTED caught');
  WHEN ORDSYS.ORDSourceExceptions.INCOMPLETE_SOURCE_INFORMATION THEN
    DBMS_OUTPUT.PUT_LINE('ORDSourceExceptions.INCOMPLETE_SOURCE_INFORMATION
  caught');
  WHEN ORDSYS.ORDSourceExceptions.NULL_SOURCE THEN
    DBMS_OUTPUT.PUT_LINE('ORDSourceExceptions.NULL_SOURCE caught');
  WHEN OTHERS THEN
    DBMS_OUTPUT.PUT_LINE('EXCEPTION caught');
END;
/
```

## setLocal( )

### Format

```
setLocal( );
```

### Description

Sets the source.local attribute (of the embedded ORDSOURCE object) to indicate that the data is stored internally in a BLOB. When the source.local attribute is set, methods look for corresponding data in the source.localData attribute.

### Parameters

None.

### Usage Notes

This method sets the source.local attribute to 1, meaning the data is stored locally in the source.localData attribute.

### Pragmas

None.

### Exceptions

*<object-type>*Exceptions.NULL\_LOCAL\_DATA

This exception is raised if you call the setLocal( ) method and the source.localData attribute value is NULL.

This exception can be raised by ORDAudio, ORDDoc, ORDImage, or ORDVideo object types. Replace *<object-type>* with the object type to which you apply this method.

*<object-type>*Exceptions.NULL\_SOURCE

This exception is raised when the value of the *<object-type>*.source attribute is NULL.

This exception can be raised by ORDAudio, ORDDoc, ORDImage, or ORDVideo object types. Replace *<object-type>* with the object type to which you apply this method.

See [Appendix H](#) for more information about these exceptions.

### Examples

Set the flag to local for the data:

```
DECLARE
  obj ORDSYS.ORDAudio;
BEGIN
  SELECT product_audio INTO obj FROM online_media WHERE product_id = 1733;
  obj.setLocal;
  UPDATE online_media SET product_audio = obj WHERE product_id = 1733;
  COMMIT;
END;
/
```

## setMimeType( )

### Format

```
setMimeType(mime IN VARCHAR2);
```

### Description

Lets you set the MIME type of the data.

### Parameters

**mime**

The MIME type.

### Usage Notes

You can override the automatic setting of MIME information by calling this method with a specified MIME value.

Calling this method implicitly calls the `setUpdateTime( )` method.

The method `setProperty( )` calls this method implicitly.

For image objects, the methods `process( )` and `processCopy( )` also call this method implicitly.

### Pragmas

None.

### Exceptions

*<object-type>*Exceptions.INVALID\_MIME\_TYPE

This exception is raised if you call the `setMimeType( )` method and the value for the `mime` parameter is NULL.

This exception can be raised by ORDAudio, ORDDoc, or ORDVideo object types. Replace *<object-type>* with the object type to which you apply this method.

*<object-type>*Exceptions.NULL\_SOURCE

This exception is raised when the value of the *<object-type>*.source attribute is NULL.

This exception can be raised by ORDAudio, ORDDoc, ORDImage, or ORDVideo object types. Replace *<object-type>* with the object type to which you apply this method.

See [Appendix H](#) for more information about these exceptions.

### Examples

Set the MIME type for some stored data:

```
DECLARE
    obj ORDSYS.ORDAudio;
BEGIN
    SELECT p.product_audio INTO obj FROM pm.online_media p
    WHERE p.product_id = 1733 FOR UPDATE;
    DBMS_OUTPUT.PUT_LINE('writing current mimetype');
    DBMS_OUTPUT.PUT_LINE('-----');
    DBMS_OUTPUT.PUT_LINE(obj.getMimeType());
    DBMS_OUTPUT.PUT_LINE('setting and writing new mimetype');
```

---

```
DEMS_OUTPUT.PUT_LINE('-----');
obj.setMimeType('audio/basic');
DEMS_OUTPUT.PUT_LINE(obj.getMimeType());
UPDATE pm.online_media p SET p.product_audio = obj WHERE p.product_id = 1733;
COMMIT;
END;
/
```

## setSource( )

### Format

```
setSource(source_type    IN VARCHAR2,  
          source_location IN VARCHAR2,  
          source_name     IN VARCHAR2);
```

### Description

Sets or alters information about the external source of the data.

### Parameters

**source\_type**

The type of the external source data. See the ORDSource Object Type definition in [Chapter 8](#) for more information.

**source\_location**

The location of the external source data. See the ORDSource Object Type definition in [Chapter 8](#) for more information.

**source\_name**

The name of the external source data. See the ORDSource Object Type definition in [Chapter 8](#) for more information.

### Usage Notes

Users can use this method to set the data source to a new FILE or URL.

You must ensure that the directory indicated by the `source_location` parameter exists or is created before you use this method.

Calling this method implicitly calls the `source.setUpdateTime( )` method and the `clearLocal( )` method.

### Pragmas

None.

### Exceptions

*<object-type>*Exceptions.NULL\_SOURCE

This exception is raised when the value of the *<object-type>*.source attribute is NULL.

This exception can be raised by ORDAudio, ORDDoc, ORDImage, or ORDVideo object types. Replace *<object-type>* with the object type to which you apply this method.

ORDSourceExceptions.INCOMPLETE\_SOURCE\_INFORMATION

This exception is raised if you call the `setSource( )` method and the value of the `source.srcType` attribute is NULL.

See [Appendix H](#) for more information about these exceptions.

### Examples

Set the source of the data:

```
DECLARE
  obj ORDSYS.ORDAudio;
BEGIN
  SELECT p.product_audio INTO obj FROM pm.online_media p
     WHERE p.product_id = 1733 FOR UPDATE;
  DBMS_OUTPUT.PUT_LINE('setting and getting source');
  DBMS_OUTPUT.PUT_LINE('-----');
  obj.setSource('file', 'FILE_DIR', 'audio.au');
  DBMS_OUTPUT.PUT_LINE(obj.getSource());
  UPDATE pm.online_media p SET p.product_audio = obj WHERE p.product_id = 1733;
  COMMIT;
END;
/
```

## setUpdateTime()

### Format

```
setUpdateTime(current_time DATE);
```

### Description

Sets the time when the data was last updated (the source.srcUpdateTime attribute of the embedded ORDSrc object). Use this method whenever you modify the data. Methods that modify the object attributes and all set media access methods call this method implicitly. For example, the methods setMimeType(), setSource(), and deleteContent() call this method explicitly.

### Parameters

**current\_time**

The time stamp to be stored. Defaults to SYSDATE.

### Usage Notes

You must invoke this method whenever you modify the data without using object methods.

### Pragmas

None.

### Exceptions

<object-type>Exceptions.NULL\_SOURCE

This exception is raised when the value of the <object-type>.source attribute is NULL.

This exception can be raised by ORDAudio, ORDDoc, ORDImage, or ORDVideo object types. Replace <object-type> with the object type to which you apply this method.

See [Appendix H](#) for more information about these exceptions.

### Examples

Set the updated time of some data:

```
DECLARE
  obj ORDSYS.ORDAudio;
BEGIN
  SELECT p.product_audio INTO obj FROM pm.online_media p
  WHERE p.product_id = 1733 FOR UPDATE;
  DBMS_OUTPUT.PUT_LINE('current update time:');
  DBMS_OUTPUT.PUT_LINE(obj.getUpdateTime());
  DBMS_OUTPUT.PUT_LINE('set and get new update time:');
  obj.setUpdateTime(SYSDATE);
  DBMS_OUTPUT.PUT_LINE(obj.getUpdateTime());
  UPDATE pm.online_media p SET p.product_audio = obj WHERE p.product_id = 1733;
  COMMIT;
END;
/
```



## trimSource()

### Format

```
trim(ctx IN OUT RAW,
      newlen IN INTEGER) RETURN INTEGER;
```

### Description

Trims a data source.

### Parameters

#### ctx

The source plug-in context information. This should be allocated and initialized to NULL. If you are using a user-defined source plug-in, call the [openSource\(\)](#) method. See [Section 2.3](#) for more information.

#### newlen

The trimmed new length.

### Usage Notes

The return INTEGER is 0 (zero) for success and greater than 0 (for example, 1) for failure. The exact number and the meaning for that number is plug-in defined. For example, for the file plug-in, 1 might mean "File not found," 2 might mean "No such directory," and so forth.

### Pragmas

None.

### Exceptions

*<object-type>*Exceptions.NULL\_SOURCE

This exception is raised when the value of the *<object-type>*.source attribute is NULL.

This exception can be raised by ORDAudio, ORDDoc, ORDImage, or ORDVideo object types. Replace *<object-type>* with the object type to which you apply this method.

ORDSourceExceptions.INCOMPLETE\_SOURCE\_INFORMATION

This exception is raised if you call the trimSource() method and the value for the source.srcType attribute is NULL.

ORDSourceExceptions.METHOD\_NOT\_SUPPORTED

This exception is raised if you call the trimSource() method and this method is not supported by the source plug-in being used.

See [Appendix H](#) for more information about these exceptions.

### Examples

Trim an external data source:

```
DECLARE
  obj ORDSYS.ORDAudio;
  res INTEGER;
  ctx RAW(64) :=NULL;
```

trimSource()

---

```
BEGIN
SELECT p.product_audio INTO obj FROM pm.online_media p
  WHERE p.product_id = 1733 FOR UPDATE;
res := obj.trimSource(ctx,0);
UPDATE pm.online_media p SET p.product_audio = obj WHERE p.product_id = 1733;
COMMIT;
EXCEPTION
  WHEN ORDSYS.ORDSourceExceptions.METHOD_NOT_SUPPORTED THEN
    DBMS_OUTPUT.PUT_LINE('ORDSourceExceptions.METHOD_NOT_SUPPORTED caught');
  WHEN ORDSYS.ORDSourceExceptions.INCOMPLETE_SOURCE_INFORMATION THEN
    DBMS_OUTPUT.PUT_LINE('ORDSourceExceptions.INCOMPLETE_SOURCE_INFORMATION caught');
  WHEN OTHERS THEN
    DBMS_OUTPUT.PUT_LINE('EXCEPTION caught');
END;
/
```

## writeToSource( )

### Format

```
writeToSource(
    ctx      IN OUT RAW,
    startPos IN INTEGER,
    numBytes IN OUT INTEGER,
    buffer   IN RAW);
```

### Description

Lets you write a buffer of *n* bytes to a source beginning at a start position.

### Parameters

#### **ctx**

The source plug-in context information. This should be allocated and initialized to NULL. If you are using a user-defined source plug-in, call the [openSource\( \)](#) method. See [Section 2.3](#) for more information.

#### **startPos**

The start position in the source to where the buffer should be copied.

#### **numBytes**

The number of bytes to be written to the source.

#### **buffer**

The buffer of data to be written.

### Usage Notes

This method assumes that the source lets you write *n* number of bytes starting at a random byte location. The file and HTTP source types will not permit you to write, and do not support this method. This method will work if data is stored in a local BLOB or is accessible through a user-defined source plug-in.

### Pragmas

None.

### Exceptions

*<object-type>*Exceptions.NULL\_SOURCE

This exception is raised when the value of the *<object-type>*.source attribute is NULL.

This exception can be raised by ORDAudio, ORDDoc, ORDImage, or ORDVideo object types. Replace *<object-type>* with the object type to which you apply this method.

ORDSourceExceptions.INCOMPLETE\_SOURCE\_INFORMATION

This exception is raised if you call the writeToSource( ) method and the value of the source.srcType attribute is NULL.

ORDSourceExceptions.METHOD\_NOT\_SUPPORTED

This exception is raised if you call the `writeToSource()` method and this method is not supported by the source plug-in being used.

#### ORDSourceExceptions.NULL\_SOURCE

This exception is raised if you call the `writeToSource()` method and the value of `source.local` is 1 or NULL (TRUE), but the value of the `source.localData` attribute is NULL.

See [Appendix H](#) for more information about these exceptions.

## Examples

Write a buffer to the source:

```
DECLARE
  obj ORDSYS.ORDAudio;
  n INTEGER := 6;
  ctx RAW(64) :=NULL;
BEGIN
  SELECT p.product_audio INTO obj FROM pm.online_media p
     WHERE p.product_id = 1743 FOR UPDATE;
  obj.writeToSource(ctx,1,n,UTL_RAW.CAST_TO_RAW('helloP'));
  UPDATE pm.online_media p SET p.product_audio = obj WHERE p.product_id = 1743;
  DBMS_OUTPUT.PUT_LINE('Length is ' || TO_CHAR(obj.getContentLength(ctx)));
  -- Roll back the transaction to keep the sample schema unchanged.
  ROLLBACK;
EXCEPTION
  WHEN ORDSYS.ORDSourceExceptions.METHOD_NOT_SUPPORTED THEN
    DBMS_OUTPUT.PUT_LINE('ORDSourceExceptions.METHOD_NOT_SUPPORTED caught');
  WHEN OTHERS THEN DBMS_OUTPUT.PUT_LINE('EXCEPTION caught');
END;
/
```

Oracle Multimedia contains the following information about the ORDAudio object type:

- [ORDAudio Object Type](#) on page 3-3
- [ORDAudio Constructors](#) on page 3-7
- [ORDAudio Methods](#) on page 3-11

### 3.1 ORDAudio Object Examples

The examples in this chapter use the ONLINE\_MEDIA table in the Product Media sample schema. To replicate the examples on your own computer, you should begin with the examples shown in the reference pages for the ORDAudio constructors and the import() and importFrom() methods. Substitute audio files you have for the ones shown in the examples. In addition, for a user ron to use the examples, the following statements must be issued before ron executes the examples, where /mydir/work is the directory where ron will find the audio data:

```
CONNECT /as sysdba
CREATE OR REPLACE DIRECTORY FILE_DIR as '/mydir/work';
GRANT READ ON DIRECTORY FILE_DIR TO 'ron';
```

See *Oracle Database Sample Schemas* for information about the sample schemas.

---

---

**Note:** If you manipulate the audio data itself (by either directly modifying the BLOB or changing the external source), then you must ensure that the object attributes stay synchronized and the update time is modified; otherwise, the object attributes will not match the audio data.

---

---

### 3.2 Important Notes

Methods invoked at the ORDSrc level that are handed off to the source plug-in for processing have ctx (RAW) as the first argument. Before calling any of these methods for the first time, the client should allocate the ctx structure, initialize it to NULL, and invoke the openSource() method. At this point, the source plug-in can initialize context for this client. When processing is complete, the client should invoke the closeSource() method.

Methods invoked from a source plug-in call have the first argument as ctx (RAW).

Methods invoked at the ORDAudio level that are handed off to the format plug-in for processing have ctx (RAW) as the first argument. Before calling any of these methods for the first time, the client should allocate the ctx structure and initialize it to NULL.

---

---

**Note:** In the current release, none of the plug-ins provided by Oracle and not all source or format plug-ins will use the ctx argument, but if you code as previously described, your application should work with current or future source or format plug-ins.

---

---

You should use any of the individual set methods to set the attribute value for an object for formats not natively supported; otherwise, for formats natively supported, use the setProperties( ) method to populate the attributes of the object or write a format plug-in.

## ORDAudio Object Type

The ORDAudio object type supports the storage and management of audio data. This object type is defined as follows in the `ordaspec.sql` file:

```
CREATE OR REPLACE TYPE ORDAudio
AS OBJECT
(
  -- ATTRIBUTES
  description      VARCHAR2(4000),
  source           ORDSOURCE,
  format           VARCHAR2(31),
  mimeType         VARCHAR2(4000),
  comments         CLOB,
  -- AUDIO RELATED ATTRIBUTES
  encoding         VARCHAR2(256),
  numberOfChannels INTEGER,
  samplingRate     INTEGER,
  sampleSize      INTEGER,
  compressionType VARCHAR2(4000),
  audioDuration   INTEGER,

  -- METHODS
  -- CONSTRUCTORS
  --
  STATIC FUNCTION init( ) RETURN ORDAudio,
  STATIC FUNCTION init(srcType      IN VARCHAR2,
                       srcLocation  IN VARCHAR2,
                       srcName      IN VARCHAR2) RETURN ORDAudio,
  --
  -- Methods associated with the date attribute
  MEMBER FUNCTION getUpdateTime( ) RETURN DATE,
  PRAGMA RESTRICT_REFERENCES(getUpdateTime, WNDS, WNPS, RNDS, RNPS),
  MEMBER PROCEDURE setUpdateTime(current_time DATE),
  --
  -- Methods associated with the description attribute
  MEMBER PROCEDURE setDescription(user_description IN VARCHAR2),
  MEMBER FUNCTION getDescription( ) RETURN VARCHAR2,
  PRAGMA RESTRICT_REFERENCES(getDescription, WNDS, WNPS, RNDS, RNPS),
  --
  -- Methods associated with the mimeType attribute
  MEMBER FUNCTION getMimeType( ) RETURN VARCHAR2,
  PRAGMA RESTRICT_REFERENCES(getMimeType, WNDS, WNPS, RNDS, RNPS),
  MEMBER PROCEDURE setMimeType(mime IN VARCHAR2),
  --
  -- Methods associated with the source attribute
  MEMBER FUNCTION processSourceCommand(ctx      IN OUT RAW,
                                       cmd       IN VARCHAR2,
                                       arguments IN VARCHAR2,
                                       result    OUT RAW)
  RETURN RAW,
  --
  MEMBER FUNCTION isLocal( ) RETURN BOOLEAN,
  PRAGMA RESTRICT_REFERENCES(isLocal, WNDS, WNPS, RNDS, RNPS),
  MEMBER PROCEDURE setLocal( ),
  MEMBER PROCEDURE clearLocal( ),
  MEMBER PROCEDURE setSource(source_type      IN VARCHAR2,
                              source_location IN VARCHAR2,
```

```

                source_name      IN VARCHAR2),
MEMBER FUNCTION getSource( ) RETURN VARCHAR2,
PRAGMA RESTRICT_REFERENCES(getSource, WNDS, WNPS, RNDS, RNPS),
--
MEMBER FUNCTION getSourceType( ) RETURN VARCHAR2,
PRAGMA RESTRICT_REFERENCES(getSourceType, WNDS, WNPS, RNDS, RNPS),
--
MEMBER FUNCTION getSourceLocation( ) RETURN VARCHAR2,
PRAGMA RESTRICT_REFERENCES(getSourceLocation, WNDS, WNPS, RNDS, RNPS),
--
MEMBER FUNCTION getSourceName( ) RETURN VARCHAR2,
PRAGMA RESTRICT_REFERENCES(getSourceName, WNDS, WNPS, RNDS, RNPS),
--
MEMBER PROCEDURE import(ctx IN OUT RAW),
MEMBER PROCEDURE importFrom(ctx          IN OUT RAW,
                             source_type  IN VARCHAR2,
                             source_location IN VARCHAR2,
                             source_name   IN VARCHAR2),
MEMBER PROCEDURE export(ctx          IN OUT RAW,
                         source_type  IN VARCHAR2,
                         source_location IN VARCHAR2,
                         source_name   IN VARCHAR2),
--
MEMBER FUNCTION  getContentLength RETURN INTEGER,
--
MEMBER FUNCTION getContentLength(ctx IN OUT RAW) RETURN INTEGER,
--
MEMBER PROCEDURE getContentInLob(ctx          IN OUT RAW,
                                 dest_lob    IN OUT NOCOPY BLOB,
                                 mimeType     OUT VARCHAR2,
                                 format      OUT VARCHAR2),
--
MEMBER FUNCTION getContent( ) RETURN BLOB,
PRAGMA RESTRICT_REFERENCES(getContent, WNDS, WNPS, RNDS, RNPS),
--
MEMBER PROCEDURE deleteContent( ),
--
-- Methods associated with file operations on the source
MEMBER FUNCTION openSource(userArg IN RAW, ctx OUT RAW) RETURN INTEGER,
--
MEMBER FUNCTION closeSource(ctx IN OUT RAW) RETURN INTEGER,
--
MEMBER FUNCTION trimSource(ctx          IN OUT RAW,
                           newlen     IN INTEGER) RETURN INTEGER,
--
MEMBER PROCEDURE readFromSource(ctx          IN OUT RAW,
                                startPos    IN INTEGER,
                                numBytes    IN OUT INTEGER,
                                buffer      OUT RAW),
--
MEMBER PROCEDURE writeToSource(ctx          IN OUT RAW,
                                startPos    IN INTEGER,
                                numBytes    IN OUT INTEGER,
                                buffer      IN RAW),
--
-- Methods associated with audio attributes accessors
MEMBER PROCEDURE setFormat(knownformat IN VARCHAR2),
MEMBER FUNCTION getFormat( ) RETURN VARCHAR2,
PRAGMA RESTRICT_REFERENCES(getFormat, WNDS, WNPS, RNDS, RNPS),
--

```



```

MEMBER PROCEDURE setEncoding(knownEncoding IN VARCHAR2),
MEMBER FUNCTION getEncoding( ) RETURN VARCHAR2,
PRAGMA RESTRICT_REFERENCES(getEncoding, WNDS, WNPS, RNDS, RNPS),
--
MEMBER PROCEDURE setNumberOfChannels(knownNumberOfChannels IN INTEGER),
MEMBER FUNCTION getNumberOfChannels( ) RETURN INTEGER,
PRAGMA RESTRICT_REFERENCES(getNumberOfChannels, WNDS, WNPS, RNDS, RNPS),
--
MEMBER PROCEDURE setSamplingRate(knownSamplingRate IN INTEGER),
MEMBER FUNCTION getSamplingRate( ) RETURN INTEGER,
PRAGMA RESTRICT_REFERENCES(getSamplingRate, WNDS, WNPS, RNDS, RNPS),
--
MEMBER PROCEDURE setSampleSize(knownSampleSize IN INTEGER),
MEMBER FUNCTION getSampleSize( ) RETURN INTEGER,
PRAGMA RESTRICT_REFERENCES(getSampleSize, WNDS, WNPS, RNDS, RNPS),
--
MEMBER PROCEDURE setCompressionType(knownCompressionType IN VARCHAR2),
MEMBER FUNCTION getCompressionType( ) RETURN VARCHAR2,
PRAGMA RESTRICT_REFERENCES(getCompressionType, WNDS, WNPS, RNDS, RNPS),
--
MEMBER PROCEDURE setAudioDuration(knownAudioDuration IN INTEGER),
MEMBER FUNCTION getAudioDuration( ) RETURN INTEGER,
PRAGMA RESTRICT_REFERENCES(getAudioDuration, WNDS, WNPS, RNDS, RNPS),
--
MEMBER FUNCTION getBFILE( ) RETURN BFILE,
PRAGMA RESTRICT_REFERENCES(getBFILE, WNDS, WNPS, RNDS, RNPS),
--
MEMBER PROCEDURE setKnownAttributes(knownFormat IN VARCHAR2,
                                   knownEncoding IN VARCHAR2,
                                   knownNumberOfChannels IN INTEGER,
                                   knownSamplingRate IN INTEGER,
                                   knownSampleSize IN INTEGER,
                                   knownCompressionType IN VARCHAR2,
                                   knownAudioDuration IN INTEGER),
--
-- Methods associated with setting all the properties
MEMBER PROCEDURE setProperties(ctx IN OUT RAW),
MEMBER PROCEDURE setProperties(ctx          IN OUT RAW,
                              setComments IN BOOLEAN),
MEMBER FUNCTION checkProperties(ctx IN OUT RAW) RETURN BOOLEAN,
--
MEMBER FUNCTION getAttribute(ctx IN OUT RAW,
                             name IN VARCHAR2) RETURN VARCHAR2,
--
MEMBER PROCEDURE getAllAttributes(ctx          IN OUT RAW,
                                 attributes IN OUT NOCOPY CLOB),
--
-- Methods associated with audio processing
MEMBER FUNCTION processAudioCommand(
                                   ctx          IN OUT RAW,
                                   cmd         IN VARCHAR2,
                                   arguments IN VARCHAR2,
                                   result      OUT RAW)
                                   RETURN RAW
);

```

where:

- description: the description of the audio object.
- source: the ORDSrc where the audio data is to be found.

- `format`: the format in which the audio data is stored.
- `mimeType`: the MIME type information.
- `comments`: the metadata information of the audio object.
- `encoding`: the encoding type of the audio data.
- `numberOfChannels`: the number of audio channels in the audio data.
- `samplingRate`: the rate in Hz at which the audio data was recorded.
- `sampleSize`: the sample width or number of samples of audio in the data.
- `compressionType`: the compression type of the audio data.
- `audioDuration`: the total duration of the audio data stored.

---

---

**Note:** The `comments` attribute is populated by the `setProperties()` method when the `setComments` parameter is `TRUE`. Oracle recommends that you not write to this attribute directly.

---

---

## ORDAudio Constructors

This section describes the ORDAudio constructor functions, which are the following:

- [init\(\) for ORDAudio](#) on page 3-8
- [init\(srcType,srcLocation,srcName\) for ORDAudio](#) on page 3-9

## init( ) for ORDAudio

### Format

init( ) RETURN ORDAudio;

### Description

Initializes instances of the ORDAudio object type.

### Parameters

None.

### Pragmas

None.

### Exceptions

None.

### Usage Notes

This constructor is a static method that initializes all the ORDAudio attributes to NULL with the following exceptions:

- source.updateTime is set to SYSDATE
- source.local is set to 1 (local)
- source.localData is set to empty\_blob

You should begin using the init( ) method as soon as possible to allow you to more easily initialize the ORDAudio object type, especially if the ORDAudio type evolves and attributes are added in a future release. INSERT statements left unchanged using the default constructor (which initializes each object attribute), will fail under these circumstances.

### Examples

Initialize the ORDAudio object attributes:

```
BEGIN
  INSERT INTO pm.online_media (product_id, product_audio)
  VALUES (1729, ORDSYS.ORDAudio.init());
COMMIT;
END;
/
```

## init(srcType,srcLocation,srcName) for ORDAudio

### Format

```
init(srcType  IN VARCHAR2,  
      srcLocation IN VARCHAR2,  
      srcName  IN VARCHAR2)  
RETURN ORDAudio;
```

### Description

Initializes instances of the ORDAudio object type.

### Parameters

**srcType**

The source type of the audio data.

**srcLocation**

The source location of the audio data.

**srcName**

The source name of the audio data.

### Pragmas

None.

### Exceptions

None.

### Usage Notes

This constructor is a static method that initializes all the ORDAudio attributes to NULL with the following exceptions:

- source.updateTime is set to SYSDATE
- source.local is set to 0
- source.localData is set to empty\_blob
- source.srcType is set to the input value
- source.srcLocation is set to the input value
- source.srcName is set to the input value

You should begin using the init( ) method as soon as possible to allow you to more easily initialize the ORDAudio object type, especially if the ORDAudio type evolves and attributes are added in a future release. INSERT statements left unchanged using the default constructor (which initializes each object attribute), will fail under these circumstances.

### Examples

Initialize the ORDAudio object attributes:

```
BEGIN
```

```
INSERT INTO pm.online_media (product_id, product_audio)
VALUES (1733, ORDSYS.ORDAudio.init('FILE', 'FILE_DIR', 'speaker.au'));
COMMIT;
END;
/
```

---

## ORDAudio Methods

This section presents reference information on the Oracle Multimedia methods used specifically for audio data manipulation.

[Chapter 2](#) presents reference information on the Oracle Multimedia methods that are common to ORDAudio, ORDDoc, ORDImage, and ORDVideo. Use the methods presented in both chapters to get and set attributes, and to perform metadata extractions.

For more information about object types and methods, see *Oracle Database Concepts*.

The following methods are presented in this section:

- [checkProperties\(\)](#) on page 3-12
- [getAllAttributes\(\)](#) on page 3-14
- [getAttribute\(\)](#) on page 3-16
- [getAudioDuration\(\)](#) on page 3-18
- [getCompressionType\(\)](#) on page 3-19
- [getContentLength\(\)](#) on page 3-20
- [getContentInLob\(\)](#) on page 3-21
- [getDescription\(\)](#) on page 3-23
- [getEncoding\(\)](#) on page 3-24
- [getFormat\(\)](#) on page 3-25
- [getNumberOfChannels\(\)](#) on page 3-26
- [getSampleSize\(\)](#) on page 3-27
- [getSamplingRate\(\)](#) on page 3-28
- [import\(\)](#) on page 3-29
- [importFrom\(\)](#) on page 3-31
- [processAudioCommand\(\)](#) on page 3-33
- [setAudioDuration\(\)](#) on page 3-35
- [setCompressionType\(\)](#) on page 3-36
- [setDescription\(\)](#) on page 3-37
- [setEncoding\(\)](#) on page 3-38
- [setFormat\(\)](#) on page 3-39
- [setKnownAttributes\(\)](#) on page 3-41
- [setNumberOfChannels\(\)](#) on page 3-43
- [setProperty\(\)](#) on page 3-44
- [setSamplingRate\(\)](#) on page 3-46
- [setSampleSize\(\)](#) on page 3-47

## checkProperties( )

### Format

```
checkProperties(ctx IN OUT RAW) RETURN BOOLEAN;
```

### Description

Checks the properties of the stored audio data, including the following audio attributes: sample size, sample rate, number of channels, format, and encoding type.

### Parameters

**ctx**

The format plug-in context information.

### Usage Notes

If the value of the format is set to NULL, then the checkProperties( ) method uses the default format plug-in; otherwise, it uses the plug-in specified by the format.

The checkProperties( ) method does not check the MIME type because a file can have multiple correct MIME types.

### Pragmas

None.

### Exceptions

ORDAudioExceptions.AUDIO\_PLUGIN\_EXCEPTION

This exception is raised if you call the checkProperties( ) method and the audio plug-in raises an exception.

ORDAudioExceptions.NULL\_SOURCE

This exception is raised when the value of the ORDAudio.source attribute is NULL.

See [Appendix H](#) for more information about these exceptions.

### Examples

Check property information for known audio attributes:

```
DECLARE
  obj ORDSYS.ORDAudio;
  ctx RAW(64) :=NULL;
BEGIN
  SELECT p.product_audio INTO obj FROM pm.online_media p
  WHERE p.product_id = 1729;
  IF ( obj.checkProperties(ctx) = TRUE ) THEN
    DBMS_OUTPUT.PUT_LINE('true');
  ELSE
    DBMS_OUTPUT.PUT_LINE('false');
  END IF;
  COMMIT;
EXCEPTION
  WHEN ORDSYS.ORDAudioExceptions.AUDIO_PLUGIN_EXCEPTION THEN
    DBMS_OUTPUT.PUT_LINE('ORDAudioExceptions.AUDIO_PLUGIN_EXCEPTION caught');
  WHEN OTHERS THEN
```



```
        DBMS_OUTPUT.PUT_LINE('EXCEPTION caught');  
END;  
/
```

## getAllAttributes( )

### Format

```
getAllAttributes(ctx      IN OUT RAW,  
                attributes IN OUT NOCOPY CLOB);
```

### Description

Returns a formatted string for convenient client access. For natively supported formats, the string includes the following list of audio data attributes separated by a comma (,): `fileFormat`, `mimeType`, `encoding`, `numberOfChannels`, `samplingRate`, `sampleSize`, `compressionType`, and `audioDuration`. For user-defined formats, the string is defined by the format plug-in.

### Parameters

**ctx**

The format plug-in context information.

**attributes**

The attributes.

### Usage Notes

Generally, these audio data attributes are available from the header of the formatted audio data.

### Pragmas

None.

### Exceptions

`ORDAudioExceptions.AUDIO_PLUGIN_EXCEPTION`

This exception is raised if you call the `getAllAttributes( )` method and the audio plug-in raises an exception.

`ORDAudioExceptions.NULL_SOURCE`

This exception is raised when the value of the `ORDAudio.source` attribute is `NULL`.

See [Appendix H](#) for more information about these exceptions.

### Examples

Return all audio attributes for audio data stored in the database:

```
DECLARE  
  obj ORDSYS.ORDAudio;  
  tempLob CLOB;  
  ctx RAW(64) :=NULL;  
BEGIN  
  SELECT p.product_audio INTO obj FROM pm.online_media p  
     WHERE p.product_id = 1729;  
  DBMS_OUTPUT.PUT_LINE('getting comma separated list of all attributes');  
  DBMS_OUTPUT.PUT_LINE('-----');  
  DBMS_LOB.CREATETEMPORARY(tempLob, FALSE, DBMS_LOB.CALL);  
  obj.getAllAttributes(ctx,tempLob);
```

```
DBMS_OUTPUT.PUT_LINE(DBMS_LOB.substr(tempLob, DBMS_LOB.getLength(tempLob),1));
COMMIT;
EXCEPTION
  WHEN ORDSYS.ORDAudioExceptions.AUDIO_PLUGIN_EXCEPTION THEN
    DBMS_OUTPUT.PUT_LINE('ORDAudioExceptions.AUDIO_PLUGIN_EXCEPTION caught');
END;
/
```

## getAttribute( )

### Format

```
getAttribute(ctx IN OUT RAW,  
            name IN VARCHAR2)  
RETURN VARCHAR2;
```

### Description

Returns the value of the requested attribute from audio data for user-defined formats only.

### Parameters

**ctx**  
The format plug-in context information.

**name**  
The name of the attribute.

### Usage Notes

Generally, the audio data attributes are available from the header of the formatted audio data.

Audio data attribute information can be extracted from the audio data itself. You can extend support to a format not understood by the ORDAudio object by implementing an ORDPLUGINS.ORDX\_<format>\_AUDIO package that supports that format. See *Oracle Multimedia User's Guide* for more information.

### Pragmas

None.

### Exceptions

ORDAudioExceptions.AUDIO\_PLUGIN\_EXCEPTION

This exception is raised if you call the getAttribute( ) method and the audio plug-in raises an exception.

ORDAudioExceptions.NULL\_SOURCE

This exception is raised when the value of the ORDAudio.source attribute is NULL.

See [Appendix H](#) for more information about these exceptions.

### Examples

Return information for the specified audio attribute for audio data stored in the database. (Because this example uses a supported data format, rather than a user-written plug-in, an exception will be raised.)

```
DECLARE  
  obj ORDSYS.ORDAudio;  
  res VARCHAR2(4000);  
  ctx RAW(64) :=NULL;  
BEGIN
```

```
SELECT p.product_audio INTO obj FROM pm.online_media p
  WHERE p.product_id = 1733;
DBMS_OUTPUT.PUT_LINE('getting audio sample size');
DBMS_OUTPUT.PUT_LINE('-----');
res := obj.getAttribute(ctx,'sample_size');
COMMIT;
EXCEPTION
  WHEN ORDSYS.ORDAudioExceptions.AUDIO_PLUGIN_EXCEPTION THEN
    DBMS_OUTPUT.PUT_LINE('AUDIO PLUGIN EXCEPTION caught');
  WHEN OTHERS THEN
    DBMS_OUTPUT.PUT_LINE('EXCEPTION caught');
END;
/
```

## getAudioDuration( )

### Format

getAudioDuration( ) RETURN INTEGER;

### Description

Returns the value of the audioDuration attribute of the audio object.

### Parameters

None.

### Usage Notes

None.

### Pragmas

PRAGMA RESTRICT\_REFERENCES(getAudioDuration, WNDS,  
WNPS, RNDS, RNPS)

### Exceptions

None.

### Examples

See the example in [setKnownAttributes\( \)](#) on page 3-41.

---

## getCompressionType( )

### Format

getCompressionType( ) RETURN VARCHAR2;

### Description

Returns the value of the compressionType attribute of the audio object.

### Parameters

None.

### Usage Notes

None.

### Pragmas

PRAGMA RESTRICT\_REFERENCES(getCompressionType, WNDS,  
WNPS, RNDS, RNPS)

### Exceptions

None.

### Examples

See the example in [setKnownAttributes\( \)](#) on page 3-42.

## getContentLength( )

### Format

```
getContentLength(ctx IN OUT RAW) RETURN INTEGER;
```

### Description

Returns the length of the audio data content stored in the source.

### Parameters

**ctx**  
The source plug-in context information.

### Usage Notes

None.

### Pragmas

None.

### Exceptions

ORDAudioExceptions.NULL\_SOURCE

This exception is raised when the value of the ORDAudio.source attribute is NULL.

ORDSourceExceptions.INCOMPLETE\_SOURCE\_INFORMATION

This exception is raised if you call the getContentLength( ) method and the value of the source.srcType attribute is NULL.

See [Appendix H](#) for more information about these exceptions.

### Examples

See the example in [import\( \)](#) on page 3-30.



## getContentInLob( )

### Format

```
getContentInLob(ctx      IN OUT RAW,
                 dest_lob IN OUT NOCOPY BLOB,
                 mimeType OUT VARCHAR2,
                 format   OUT VARCHAR2);
```

### Description

Copies data from a data source into the specified BLOB. The BLOB must not be the BLOB in the source.localData attribute (of the embedded ORDSOURCE object).

### Parameters

#### **ctx**

The source plug-in context information.

#### **dest\_lob**

The LOB in which to receive data.

#### **mimeType**

The MIME type of the data; this may or may not be returned.

#### **format**

The format of the data; this may or may not be returned.

### Usage Notes

None.

### Pragmas

None.

### Exceptions

ORDAudioExceptions.NULL\_SOURCE

This exception is raised when the value of the ORDAudio.source attribute is NULL.

ORDSourceExceptions.METHOD\_NOT\_SUPPORTED

This exception is raised if you call the getContentInLob( ) method and this method is not supported by the source plug-in being used.

See [Appendix H](#) for more information about these exceptions.

### Examples

Get data from a data source and put it into the specified BLOB:

```
DECLARE
  obj ORDSYS.ORDAudio;
  tempBlob BLOB;
  mimeType VARCHAR2(4000);
  format VARCHAR2(31);
  ctx RAW(64) :=NULL;
```

```
BEGIN
  SELECT p.product_audio INTO obj FROM pm.online_media p
     WHERE p.product_id = 1733;
  IF (obj.isLocal) THEN
    DBMS_OUTPUT.PUT_LINE('local is true');
  END IF;
  DBMS_LOB.CREATETEMPORARY(tempBLob, true, 10);
  obj.getContentInLob(ctx,tempBLob, mimeType,format);
  DBMS_OUTPUT.PUT_LINE('Length is ' || TO_CHAR(DBMS_LOB.getLength(tempBLob)));
  COMMIT;
EXCEPTION
  WHEN ORDSYS.ORDSourceExceptions.METHOD_NOT_SUPPORTED THEN
    DBMS_OUTPUT.PUT_LINE('ORDSourceExceptions.METHOD_NOT_SUPPORTED caught');
  WHEN OTHERS THEN
    DBMS_OUTPUT.PUT_LINE('EXCEPTION caught');
END;
/
```

## getDescription( )

### Format

getDescription( ) RETURN VARCHAR2;

### Description

Returns the description of the audio data.

### Parameters

None.

### Usage Notes

None.

### Pragmas

PRAGMA RESTRICT\_REFERENCES(getDescription, WNDS, WNPS, RNDS, RNPS)

### Exceptions

ORDAudioExceptions.DESCRPTION\_IS\_NOT\_SET

This exception is raised if you call the getDescription( ) method and the description is not set.

See [Appendix H](#) for more information about this exception.

### Examples

Get the description attribute for some audio data:

```

DECLARE
    obj ORDSYS.ORDAudio;
BEGIN
    -- This example assumes that the setDescription method has already been applied.
    SELECT p.product_audio INTO obj FROM pm.online_media p
        WHERE p.product_id = 1733 FOR UPDATE;
    DBMS_OUTPUT.PUT_LINE('Current description is:');
    DBMS_OUTPUT.PUT_LINE('-----');
    DBMS_OUTPUT.PUT_LINE(obj.getDescription());
    COMMIT;
END;
/

```

## getEncoding( )

### Format

getEncoding( ) RETURN VARCHAR2;

### Description

Returns the value of the encoding attribute of the audio object.

### Parameters

None.

### Usage Notes

None.

### Pragmas

PRAGMA RESTRICT\_REFERENCES(getEncoding, WNDS, WNPS, RNDS, RNPS)

### Exceptions

None.

### Examples

See the example in [setProperty\( \)](#) on page 3-44.

## getFormat( )

### Format

getFormat( ) RETURN VARCHAR2;

### Description

Returns the value of the format attribute of the audio object.

### Parameters

None.

### Usage Notes

None.

### Pragmas

PRAGMA RESTRICT\_REFERENCES(getFormat, WNDS, WNPS, RNDS, RNPS)

### Exceptions

ORDAudioExceptions.AUDIO\_FORMAT\_IS\_NULL

This exception is raised if you call the getFormat( ) method and the value for format is NULL.

See [Appendix H](#) for more information about this exception.

### Examples

See the example in [setProperties\( \)](#) on page 3-44.

## getNumberOfChannels( )

### Format

getNumberOfChannels( ) RETURN INTEGER;

### Description

Returns the value of the numberOfChannels attribute of the audio object.

### Parameters

None.

### Usage Notes

None.

### Pragmas

PRAGMA RESTRICT\_REFERENCES(getNumberOfChannels, WNDS, WNPS, RNDS, RNPS)

### Exceptions

None.

### Examples

See the example in [setProperty\( \)](#) on page 3-44.

## getSampleSize( )

### Format

getSampleSize( ) RETURN INTEGER;

### Description

Returns the value of the sampleSize attribute of the audio object.

### Parameters

None.

### Usage Notes

None.

### Pragmas

PRAGMA RESTRICT\_REFERENCES(getSampleSize, WNDS, WNPS, RNDS, RNPS)

### Exceptions

None.

### Examples

See the example in [setProperties\( \)](#) on page 3-44.

## getSamplingRate()

### Format

getSamplingRate() IN INTEGER;

### Description

Returns the value of the `samplingRate` attribute of the audio object. The unit is Hz.

### Parameters

None.

### Usage Notes

None.

### Pragmas

PRAGMA RESTRICT\_REFERENCES(getSamplingRate, WNDS,  
WNPS, RNDS, RNPS)

### Exceptions

None.

### Examples

See the example in [setProperties\(\)](#) on page 3-44.



## import( )

### Format

```
import(ctx IN OUT RAW);
```

### Description

Transfers audio data from an external audio data source to the `source.localData` attribute (of the embedded `ORDSource` object).

### Parameters

#### **ctx**

The source plug-in context information. This should be allocated and initialized to `NULL`. If you are using a user-defined source plug-in, call the `openSource( )` method. See [Section 3.2](#) for more information.

### Usage Notes

Use the `setSource( )` method to set the `source.srcType`, `source.srcLocation`, and `source.srcName` attributes (of the embedded `ORDSource` object) for the external source prior to calling the `import( )` method.

You must ensure that the directory for the external source location exists or is created before you use this method when the `source.srcType` attribute value is "file".

After importing data from an external audio data source to a local source (within Oracle Database), the source information remains unchanged (that is, pointing to the source from where the data was imported).

Invoking this method implicitly calls the `setUpdateTime( )` and `setLocal( )` methods.

This method is invoked at the `ORDSource` level, which uses the PL/SQL `UTL_HTTP` package to import media data from an HTTP data source. You can use environment variables to specify the proxy behavior of the `UTL_HTTP` package. For example, on Linux and UNIX, setting the environment variable `http_proxy` to a URL specifies that the `UTL_HTTP` package will use that URL as the proxy server for HTTP requests. Setting the `no_proxy` environment variable to a domain name specifies that the HTTP proxy server will not be used for URLs in the specified domain.

See *Oracle Database PL/SQL Packages and Types Reference* for more information about the `UTL_HTTP` PL/SQL package.

### Pragmas

None.

### Exceptions

`ORDAudioExceptions.NULL_SOURCE`

This exception is raised when the value of the `ORDAudio.source` attribute is `NULL`.

`ORDSourceExceptions.INCOMPLETE_SOURCE_INFORMATION`

This exception is raised if you call the `import( )` method and the value of the `source.srcType` attribute is `NULL`.

`ORDSourceExceptions.METHOD_NOT_SUPPORTED`

This exception is raised if you call the `import()` method and the `import()` method is not supported by the source plug-in being used.

#### `ORDSourceExceptions.NULL_SOURCE`

This exception is raised if you call the `import()` method and the value of the `source.localData` attribute is `NULL`.

See [Appendix H](#) for more information about these exceptions.

## Examples

Import audio data from an external audio data source into the local source:

```
DECLARE
  obj ORDSYS.ORDAudio;
  ctx RAW(64) := NULL;
BEGIN
  SELECT p.product_audio INTO obj FROM pm.online_media p
     WHERE p.product_id = 1733 FOR UPDATE;
  DBMS_OUTPUT.PUT_LINE('getting source');
  DBMS_OUTPUT.PUT_LINE('-----');
  -- get source information
  DBMS_OUTPUT.PUT_LINE(obj.getSource());
  -- import data
  obj.import(ctx);
  -- check size
  DBMS_OUTPUT.PUT_LINE('Length is ' || TO_CHAR(obj.getContentLength(ctx)));
  UPDATE pm.online_media p SET p.product_audio = obj WHERE p.product_id = 1733;
  COMMIT;
END;
/
```

## importFrom( )

### Format

```
importFrom(ctx          IN OUT RAW,
           source_type  IN VARCHAR2,
           source_location IN VARCHAR2,
           source_name  IN VARCHAR2);
```

### Description

Transfers audio data from the specified external audio data source to the `source.localData` attribute (of the embedded `ORDSource` object type) within the database.

### Parameters

#### **ctx**

The source plug-in context information. This should be allocated and initialized to `NULL`. If you are using a user-defined source plug-in, call the `openSource( )` method. See [Section 3.2](#) for more information.

#### **source\_type**

The type of the source audio data.

#### **source\_location**

The location from which the source audio data is to be imported.

#### **source\_name**

The name of the source audio data.

### Usage Notes

This method is similar to the `import( )` method except the source information is specified as parameters to the method instead of separately.

You must ensure that the directory indicated by the `source_location` parameter exists or is created before you use this method with a `source_type` parameter value of "file".

After importing data from an external audio data source to a local source (within Oracle Database), the source information (that is, pointing to the source from where the data was imported) is set to the input values.

Invoking this method implicitly calls the `setUpdateTime( )` and `setLocal( )` methods.

This method is invoked at the `ORDSource` level, which uses the PL/SQL `UTL_HTTP` package to import media data from an HTTP data source. You can use environment variables to specify the proxy behavior of the `UTL_HTTP` package. For example, on Linux and UNIX, setting the environment variable `http_proxy` to a URL specifies that the `UTL_HTTP` package will use that URL as the proxy server for HTTP requests. Setting the `no_proxy` environment variable to a domain name specifies that the HTTP proxy server will not be used for URLs in the specified domain.

See *Oracle Database PL/SQL Packages and Types Reference* for more information about the `UTL_HTTP` PL/SQL package.

## Pragmas

None.

## Exceptions

ORDAudioExceptions.NULL\_SOURCE

This exception is raised when the value of the ORDAudio.source attribute is NULL.

ORDSourceExceptions.METHOD\_NOT\_SUPPORTED

This exception is raised if you call the importFrom( ) method and this method is not supported by the source plug-in being used.

ORDSourceExceptions.NULL\_SOURCE

This exception is raised if you call the importFrom( ) method and the value of the source.localData attribute is NULL.

See [Appendix H](#) for more information about these exceptions.

## Examples

Import audio data from the specified external data source into the local source:

```
DECLARE
  obj ORDSYS.ORDAudio;
  ctx RAW(64) :=NULL;
BEGIN
  SELECT p.product_audio INTO obj FROM pm.online_media p
     WHERE p.product_id = 1729 FOR UPDATE;
  DBMS_OUTPUT.PUT_LINE('setting and getting source');
  DBMS_OUTPUT.PUT_LINE('-----');
  -- set source to a file
  -- import data
  obj.importFrom(ctx, 'file', 'FILE_DIR', 'birds.wav');
  -- check size
  DBMS_OUTPUT.PUT_LINE('Length is ' || TO_CHAR(obj.getContentLength(ctx)));
  DBMS_OUTPUT.PUT_LINE(obj.getSource());
  UPDATE pm.online_media p SET p.product_audio = obj WHERE p.product_id = 1729;
  COMMIT;
  EXCEPTION
    WHEN ORDSYS.ORDAudioExceptions.METHOD_NOT_SUPPORTED THEN
      DBMS_OUTPUT.PUT_LINE('Source not specified');
  END;
/
```

## processAudioCommand( )

### Format

```
processAudioCommand(ctx      IN OUT RAW,
                    cmd       IN VARCHAR2,
                    arguments IN VARCHAR2,
                    result    OUT RAW)
```

```
RETURN RAW;
```

### Description

Lets you send a command and related arguments to the format plug-in for processing.

---



---

**Note:** This method is supported only for user-defined format plug-ins.

---



---

### Parameters

#### **ctx**

The format plug-in context information.

#### **cmd**

Any command recognized by the format plug-in.

#### **arguments**

The arguments of the command.

#### **result**

The result of calling this method returned by the format plug-in.

### Usage Notes

Use this method to send any audio commands and their respective arguments to the format plug-in. Commands are not interpreted; they are taken and passed through to a format plug-in to be processed.

To use your user-defined format plug-in, you must set the format attribute to a user-defined format for which you have implemented a plug-in that supports the processAudioCommand( ).

You can extend support to a format that is not understood by the ORDAudio object by preparing an ORDPLUGINS.ORDX\_<format>\_AUDIO package that supports that format. See *Oracle Multimedia User's Guide* for more information.

### Pragmas

None.

### Exceptions

ORDAudioExceptions.AUDIO\_PLUGIN\_EXCEPTION

This exception is raised if you call the processAudioCommand( ) method and the audio plug-in raises an exception.

ORDAudioExceptions.NULL\_SOURCE

This exception is raised when the value of the ORDAudio.source attribute is NULL.

See [Appendix H](#) for more information about these exceptions.

### Examples

None.

## setAudioDuration( )

### Format

```
setAudioDuration(knownAudioDuration IN INTEGER);
```

### Description

Sets the value of the audioDuration attribute of the audio object.

### Parameters

**knownAudioDuration**  
A known audio duration.

### Usage Notes

Calling this method implicitly calls the setUpdateTime( ) method.

### Pragmas

None.

### Exceptions

ORDAudioExceptions.NULL\_INPUT\_VALUE

This exception is raised if you call the setAudioDuration( ) method and the value for the knownAudioDuration parameter is NULL.

ORDAudioExceptions.NULL\_SOURCE

This exception is raised when the value of the ORDAudio.source attribute is NULL.

See [Appendix H](#) for more information about these exceptions.

### Examples

See the example in [setFormat\( \)](#) on page 3-39.

## setCompressionType( )

### Format

```
setCompressionType(knownCompressionType IN VARCHAR2);
```

### Description

Sets the value of the `compressionType` attribute of the audio object.

### Parameters

**knownCompressionType**

A known compression type.

### Usage Notes

The value of the `compressionType` always matches that of the encoding value because in many audio formats, encoding and compression type are tightly integrated. See [Appendix A](#) for more information.

Calling this method implicitly calls the `setUpdateTime( )` method.

### Pragmas

None.

### Exceptions

`ORDAudioExceptions.NULL_INPUT_VALUE`

This exception is raised if you call the `setCompressionType( )` method and the value for the `knownCompressionType` parameter is `NULL`.

`ORDAudioExceptions.NULL_SOURCE`

This exception is raised when the value of the `ORDAudio.source` attribute is `NULL`.

See [Appendix H](#) for more information about these exceptions.

### Examples

See the example in [setFormat\( \)](#) on page 3-39.



## setDescription( )

### Format

```
setDescription (user_description IN VARCHAR2);
```

### Description

Sets the description of the audio data.

### Parameters

**user\_description**  
The description of the audio data.

### Usage Notes

Each audio object may need a description to help some client applications. For example, a Web-based client can show a list of audio descriptions from which a user can select one to access the audio data.

Web-access components and other client components provided with Oracle Multimedia make use of this description attribute to present audio data to users.

Calling this method implicitly calls the `setUpdateTime( )` method.

### Pragmas

None.

### Exceptions

ORDAudioExceptions.NULL\_SOURCE

This exception is raised when the value of the `ORDAudio.source` attribute is `NULL`.

See [Appendix H](#) for more information about this exception.

### Examples

Set the description attribute for some audio data:

```
DECLARE
  obj ORDSYS.ORDAudio;
BEGIN
  SELECT p.product_audio INTO obj FROM pm.online_media p
     WHERE p.product_id = 1733 FOR UPDATE;
  DBMS_OUTPUT.PUT_LINE('writing new title');
  DBMS_OUTPUT.PUT_LINE('-----');
  obj.setDescription('This is audio for product 1733');
  DBMS_OUTPUT.PUT_LINE(obj.getDescription());
  UPDATE pm.online_media p SET p.product_audio = obj WHERE p.product_id = 1733;
  COMMIT;
END;
/
```

## setEncoding( )

### Format

setEncoding(knownEncoding IN VARCHAR2);

### Description

Sets the value of the encoding attribute of the audio object.

### Parameters

#### **knownEncoding**

A known encoding type.

### Usage Notes

The value of encoding always matches that of the compressionType value because in many audio formats, encoding and compression type are tightly integrated. See [Appendix A](#) for more information.

Calling this method implicitly calls the `setUpdateTime( )` method.

### Pragmas

None.

### Exceptions

`ORDAudioExceptions.NULL_INPUT_VALUE`

This exception is raised if you call the `setEncoding( )` method and the value for the `knownEncoding` parameter is `NULL`.

`ORDAudioExceptions.NULL_SOURCE`

This exception is raised when the value of the `ORDAudio.source` attribute is `NULL`.

See [Appendix H](#) for more information about these exceptions.

### Examples

See the example in [setFormat\( \)](#) on page 3-39.

## setFormat()

### Format

```
setFormat(knownFormat IN VARCHAR2);
```

### Description

Sets the format attribute of the audio object.

### Parameters

#### **knownFormat**

The known format of the audio data to be set in the audio object.

### Usage Notes

Calling this method implicitly calls the `setUpdateTime()` method.

### Pragmas

None.

### Exceptions

`ORDAudioExceptions.NULL_INPUT_VALUE`

This exception is raised if you call the `setFormat()` method and the value for the `knownFormat` parameter is `NULL`.

`ORDAudioExceptions.NULL_SOURCE`

This exception is raised when the value of the `ORDAudio.source` attribute is `NULL`.

See [Appendix H](#) for more information about these exceptions.

### Examples

Set the format (and other attributes) for some audio data:

```
DECLARE
  obj ORDSYS.ORDAudio;
BEGIN
  SELECT p.product_audio INTO obj FROM pm.online_media p
     WHERE p.product_id = 1733 FOR UPDATE;
  obj.setFormat('AUFF');
  obj.setEncoding('MULAW');
  obj.setNumberOfChannels(1);
  obj.setSamplingRate(8);
  obj.setSampleSize(8);
  obj.setCompressionType('8BITMONOAUDIO');
  obj.setAudioDuration(16);
  DBMS_OUTPUT.PUT_LINE('format: ' || obj.getFormat());
  DBMS_OUTPUT.PUT_LINE('encoding: ' || obj.getEncoding());
  DBMS_OUTPUT.PUT_LINE(
    'numberOfChannels: ' || TO_CHAR(obj.getNumberOfChannels()));
  DBMS_OUTPUT.PUT_LINE('samplingRate: ' || TO_CHAR(obj.getSamplingRate()));
  DBMS_OUTPUT.PUT_LINE('sampleSize: ' || TO_CHAR(obj.getSampleSize()));
  DBMS_OUTPUT.PUT_LINE('compressionType : ' || obj.getCompressionType());
  DBMS_OUTPUT.PUT_LINE('audioDuration: ' || TO_CHAR(obj.getAudioDuration()));
  COMMIT;
```

```
EXCEPTION
  WHEN ORDSYS.ORDAudioExceptions.NULL_INPUT_VALUE THEN
    DBMS_OUTPUT.PUT_LINE('ORDAudioExceptions.NULL_INPUT_VALUE caught');
  WHEN OTHERS THEN
    DBMS_OUTPUT.PUT_LINE('EXCEPTION caught');
END;
/
```

## setKnownAttributes( )

### Format

```
setKnownAttributes(knownFormat      IN VARCHAR2,  
                   knownEncoding    IN VARCHAR2,  
                   knownNumberOfChannels IN INTEGER,  
                   knownSamplingRate IN INTEGER,  
                   knownSampleSize  IN INTEGER,  
                   knownCompressionType IN VARCHAR2,  
                   knownAudioDuration IN INTEGER);
```

### Description

Sets the known audio attributes for the audio object.

### Parameters

**knownFormat**

The known format.

**knownEncoding**

The known encoding type.

**knownNumberOfChannels**

The known number of channels.

**knownSamplingRate**

The known sampling rate.

**knownSampleSize**

The known sample size.

**knownCompressionType**

The known compression type.

**knownAudioDuration**

The known audio duration.

### Usage Notes

Calling this method implicitly calls the `setUpdateTime( )` method.

### Pragmas

None.

### Exceptions

`ORDAudioExceptions.NULL_SOURCE`

This exception is raised when the value of the `ORDAudio.source` attribute is `NULL`.

See [Appendix H](#) for more information about this exception.

## Examples

Set the known attributes for the audio data:

```
DECLARE
  obj ORDSYS.ORDAudio;
BEGIN
  SELECT p.product_audio INTO obj FROM pm.online_media p
     WHERE p.product_id = 1733 FOR UPDATE;
  obj.setKnownAttributes('AUFF','MULAW', 1, 8, 8, '8BITMONOAUDIO',16);
  DBMS_OUTPUT.PUT_LINE('format: ' || obj.getFormat());
  DBMS_OUTPUT.PUT_LINE('encoding: ' || obj.getEncoding());
  DBMS_OUTPUT.PUT_LINE(
    'numberOfChannels: ' || TO_CHAR(obj.getNumberOfChannels()));
  DBMS_OUTPUT.PUT_LINE('samplingRate: ' || TO_CHAR(obj.getSamplingRate()));
  DBMS_OUTPUT.PUT_LINE('sampleSize: ' || TO_CHAR(obj.getSampleSize()));
  DBMS_OUTPUT.PUT_LINE('compressionType : ' || obj.getCompressionType());
  DBMS_OUTPUT.PUT_LINE('audioDuration: ' || TO_CHAR(obj.getAudioDuration()));
  UPDATE pm.online_media p SET p.product_audio = obj
     WHERE p.product_id = 1733;
  COMMIT;
EXCEPTION
  WHEN ORDSYS.ORDAudioExceptions.METHOD_NOT_SUPPORTED THEN
    DBMS_OUTPUT.PUT_LINE('ORDAudioExceptions.METHOD_NOT_SUPPORTED caught');
  WHEN OTHERS THEN
    DBMS_OUTPUT.PUT_LINE('EXCEPTION caught');
END;
/
```

## setNumberOfChannels( )

### Format

```
setNumberOfChannels(knownNumberOfChannels IN INTEGER);
```

### Description

Sets the value of the numberOfChannels attribute for the audio object.

### Parameters

**knownNumberOfChannels**

A known number of channels.

### Usage Notes

Calling this method implicitly calls the `setUpdateTime( )` method.

### Pragmas

None.

### Exceptions

ORDAudioExceptions.NULL\_INPUT\_VALUE

This exception is raised if you call the `setNumberOfChannels( )` method and the value for the `knownNumberOfChannels` parameter is NULL.

ORDAudioExceptions.NULL\_SOURCE

This exception is raised when the value of the `ORDAudio.source` attribute is NULL.

See [Appendix H](#) for more information about these exceptions.

### Examples

See the example in [setFormat\( \)](#) on page 3-39.

## setProperties()

### Format

```
setProperties(ctx          IN OUT RAW,
             setComments IN BOOLEAN);
```

### Description

Reads the audio data to get the values of the object attributes and then stores them in the object attributes. This method sets the properties for each of the following attributes of the audio data for which values are available: compression type, duration, encoding type, format, mime type, number of channels, sampling rate, and sample size. It populates the comments field of the object with a rich set of format and application properties in XML form if the value of the setComments parameter is TRUE.

### Parameters

#### ctx

The format plug-in context information.

#### setComments

A Boolean value that indicates whether or not the comments field of the object is populated. If the value is TRUE, then the comments field of the object is populated with a rich set of format and application properties of the audio object in XML form; otherwise, if the value is FALSE, the comments field of the object remains unpopulated. The default value is FALSE.

### Usage Notes

If the property cannot be extracted from the media source, then the respective attribute is set to the NULL value.

If the format attribute is set to the NULL value before calling this method, then the setProperties() method uses the default format plug-in; otherwise, it uses the plug-in specified by the format.

### Pragmas

None.

### Exceptions

ORDAudioExceptions.AUDIO\_PLUGIN\_EXCEPTION

This exception is raised if you call the setProperties() method and the audio plug-in raises an exception.

ORDAudioExceptions.NULL\_SOURCE

This exception is raised when the value of the ORDAudio.source attribute is NULL.

See [Appendix H](#) for more information about these exceptions.

### Example

Set the property information for known audio attributes:

```
DECLARE
```



```
obj ORDSYS.ORDAudio;
ctx RAW(64) :=NULL;
BEGIN
SELECT p.product_audio INTO obj FROM pm.online_media p
  WHERE p.product_id = 1729 FOR UPDATE;
obj.setProperties(ctx,FALSE);
DBMS_OUTPUT.PUT_LINE('format: ' || obj.getformat);
DBMS_OUTPUT.PUT_LINE('encoding: ' || obj.getEncoding);
DBMS_OUTPUT.PUT_LINE(
  'numberOfChannels: ' || TO_CHAR(obj.getNumberOfChannels));
DBMS_OUTPUT.PUT_LINE('samplingRate: ' || TO_CHAR(obj.getSamplingRate));
DBMS_OUTPUT.PUT_LINE('sampleSize: ' || TO_CHAR(obj.getSampleSize));
UPDATE pm.online_media p set p.product_audio = obj
  WHERE p.product_id = 1729;
COMMIT;
EXCEPTION
  WHEN ORDSYS.ORDAudioExceptions.METHOD_NOT_SUPPORTED THEN
    DBMS_OUTPUT.PUT_LINE('ORDAudioExceptions.METHOD_NOT_SUPPORTED caught');
  WHEN OTHERS THEN
    DBMS_OUTPUT.PUT_LINE('EXCEPTION caught');
END;
/
```

## setSamplingRate()

### Format

```
setSamplingRate(knownSamplingRate IN INTEGER);
```

### Description

Sets the value of the `samplingRate` attribute of the audio object. The unit is Hz.

### Parameters

**knownSamplingRate**

A known sampling rate.

### Usage Notes

Calling this method implicitly calls the `setUpdateTime()` method.

### Pragmas

None.

### Exceptions

`ORDAudioExceptions.NULL_INPUT_VALUE`

This exception is raised if you call the `setSamplingRate()` method and the value for the `knownSamplingRate` parameter is `NULL`.

`ORDAudioExceptions.NULL_SOURCE`

This exception is raised when the value of the `ORDAudio.source` attribute is `NULL`.

See [Appendix H](#) for more information about these exceptions.

### Examples

See the example in [setFormat\(\)](#) on page 3-39.

## setSampleSize( )

### Format

```
setSampleSize(knownSampleSize IN INTEGER);
```

### Description

Sets the value of the sampleSize attribute of the audio object.

### Parameters

**knownSampleSize**

A known sample size.

### Usage Notes

Calling this method implicitly calls the setUpdateTime( ) method.

### Pragmas

None.

### Exceptions

ORDAudioExceptions.NULL\_INPUT\_VALUE

This exception is raised if you call the setSampleSize( ) method and the value for the knownSampleSize parameter is NULL.

ORDAudioExceptions.NULL\_SOURCE

This exception is raised when the value of the ORDAudio.source attribute is NULL.

See [Appendix H](#) for more information about these exceptions.

### Examples

See the example in [setFormat\( \)](#) on page 3-39.



Oracle Multimedia contains the following information about the ORDDoc object type:

- [ORDDoc Object Type](#) on page 4-3
- [ORDDoc Constructors](#) on page 4-6
- [ORDDoc Methods](#) on page 4-10

## 4.1 ORDDoc Object Examples

The examples in this chapter use the ONLINE\_MEDIA table in the Product Media sample schema. To replicate the examples on your own computer, you should begin with the examples shown in the reference pages for the ORDDoc constructors and the import() and importFrom() methods. Substitute files you have for the ones shown in the examples. In addition, for a user ron to use the examples, the following statements must be issued before ron executes the examples, where /mydir/work is the directory where ron will find the image, audio, and video data:

```
CONNECT /as sysdba
CREATE OR REPLACE DIRECTORY FILE_DIR as '/mydir/work';
GRANT READ ON DIRECTORY FILE_DIR TO 'ron';
```

See *Oracle Database Sample Schemas* for information about the sample schemas.

---

---

**Note:** If you manipulate the media data itself (by either directly modifying the BLOB or changing the external source), then you must ensure that the object attributes stay synchronized and the update time is modified; otherwise, the object attributes will not match the media data.

---

---

## 4.2 Important Notes

Methods invoked at the ORDSrc level that are handed off to the source plug-in for processing have ctx (RAW) as the first argument. Before calling any of these methods for the first time, the client should allocate the ctx structure, initialize it to NULL, and invoke the openSource() method. At this point, the source plug-in can initialize context for this client. When processing is complete, the client should invoke the closeSource() method.

Methods invoked from a source plug-in call have the first argument as ctx (RAW).

Methods invoked at the ORDDoc level that are handed off to the format plug-in for processing have ctx (RAW) as the first argument. Before calling any of these methods for the first time, the client should allocate the ctx structure and initialize it to NULL.

---

---

**Note:** In the current release, none of the plug-ins provided by Oracle and not all source or format plug-ins will use the `ctx` argument, but if you code as previously described, your application should work with current or future source or format plug-ins.

---

---

You should use any of the individual set methods to set the attribute value for an object for formats not natively supported; otherwise, for formats natively supported, use the `setProperty()` method to populate the attributes of the object or write a format plug-in.

## ORDDoc Object Type

The ORDDoc object type supports the storage and management of any media data including image, audio, and video. This object type is defined as follows in the `orddspec.sql` file:

```
CREATE OR REPLACE TYPE ORDDoc
AS OBJECT
(
  -- ATTRIBUTES
  source          ORDSource,
  format          VARCHAR(80),
  mimeType        VARCHAR(80),
  contentLength  INTEGER,
  comments        CLOB,

  -- METHODS
  -- CONSTRUCTORS
  --
  STATIC FUNCTION init( ) RETURN ORDDoc,
  STATIC FUNCTION init(srcType      IN VARCHAR2,
                       srcLocation  IN VARCHAR2,
                       srcName      IN VARCHAR2) RETURN ORDDoc,
  --
  -- Methods associated with the mimeType attribute
  MEMBER FUNCTION getMimeType RETURN VARCHAR2,
  PRAGMA RESTRICT_REFERENCES(getMimeType, WNDS, WNPS, RNDS, RNPS),
  MEMBER PROCEDURE setMimeType(mime IN VARCHAR2),
  --
  -- Methods associated with the date attribute
  MEMBER FUNCTION getUpdateTime RETURN DATE,
  PRAGMA RESTRICT_REFERENCES(getUpdateTime, WNDS, WNPS, RNDS, RNPS),
  MEMBER PROCEDURE setUpdateTime(current_time DATE),
  --
  -- Methods associated with the format attribute
  MEMBER FUNCTION getFormat RETURN VARCHAR2,
  PRAGMA RESTRICT_REFERENCES(getFormat, WNDS, WNPS, RNDS, RNPS),
  MEMBER PROCEDURE setFormat(format IN VARCHAR2),
  --
  -- Methods associated with the source attribute
  MEMBER FUNCTION isLocal RETURN BOOLEAN,
  PRAGMA RESTRICT_REFERENCES(isLocal, WNDS, WNPS, RNDS, RNPS),
  MEMBER PROCEDURE setLocal( ),
  MEMBER PROCEDURE clearLocal( ),
  --
  MEMBER PROCEDURE setSource(source_type      IN VARCHAR2,
                              source_location IN VARCHAR2,
                              source_name     IN VARCHAR2),
  MEMBER FUNCTION getSource RETURN VARCHAR2,
  PRAGMA RESTRICT_REFERENCES(getSource, WNDS, WNPS, RNDS, RNPS),
  --
  MEMBER FUNCTION getSourceType RETURN VARCHAR2,
  PRAGMA RESTRICT_REFERENCES(getSourceType, WNDS, WNPS, RNDS, RNPS),
  --
  MEMBER FUNCTION getSourceLocation RETURN VARCHAR2,
  PRAGMA RESTRICT_REFERENCES(getSourceLocation, WNDS, WNPS, RNDS, RNPS),
  --
  MEMBER FUNCTION getSourceName RETURN VARCHAR2,
```

```

PRAGMA RESTRICT_REFERENCES(getSourceName, WNDS, WNPS, RNDS, RNPS),
--
MEMBER PROCEDURE setProperties(ctx          IN OUT RAW,
                             setComments IN BOOLEAN),
--
MEMBER FUNCTION getBFILE RETURN BFILE,
PRAGMA RESTRICT_REFERENCES(getBFILE, WNDS, WNPS, RNDS, RNPS),
--
MEMBER PROCEDURE import(ctx          IN OUT RAW,
                        set_prop IN BOOLEAN),
MEMBER PROCEDURE importFrom(ctx          IN OUT RAW,
                             source_type IN VARCHAR2,
                             source_location IN VARCHAR2,
                             source_name   IN VARCHAR2,
                             set_prop     IN BOOLEAN),
--
MEMBER PROCEDURE export(ctx          IN OUT RAW,
                        source_type  IN VARCHAR2,
                        source_location IN VARCHAR2,
                        source_name   IN VARCHAR2),
--
MEMBER FUNCTION openSource(userArg IN RAW,
                           ctx OUT RAW) RETURN INTEGER,
--
MEMBER FUNCTION closeSource(ctx IN OUT RAW) RETURN INTEGER,
--
MEMBER FUNCTION trimSource(ctx          IN OUT RAW,
                           newlen IN INTEGER) RETURN INTEGER,
--
MEMBER PROCEDURE readFromSource(ctx          IN OUT RAW,
                                startPos IN INTEGER,
                                numBytes IN OUT INTEGER,
                                buffer  OUT RAW),
--
MEMBER PROCEDURE writeToSource(ctx          IN OUT RAW,
                                startPos IN INTEGER,
                                numBytes IN OUT INTEGER,
                                buffer  IN RAW),
--
MEMBER FUNCTION getContentLength RETURN INTEGER,
--
MEMBER PROCEDURE getContentInLob(ctx          IN OUT RAW,
                                dest_lob  IN OUT NOCOPY BLOB,
                                mimeType  OUT VARCHAR2,
                                format    OUT VARCHAR2),
--
MEMBER FUNCTION getContent RETURN BLOB,
PRAGMA RESTRICT_REFERENCES(getContent, WNDS, WNPS, RNDS, RNPS),
--
MEMBER PROCEDURE deleteContent( ),
--
-- Methods associated with file operations on the source
MEMBER FUNCTION processSourceCommand(
                                ctx          IN OUT RAW,
                                cmd          IN VARCHAR2,
                                arguments IN VARCHAR2,
                                result      OUT RAW)
                                RETURN RAW
);

```



where:

- source: the ORDSource where the media data is found.
- format: the format in which the media data is stored.
- mimeType: the MIME type information.
- contentLength: the length of the media data stored in the source.
- comments: the metadata information of the media object.

---

---

**Note:** The comments attribute is populated by the setProperties( ) method when the setComments parameter is TRUE. Oracle recommends that you not write to this attribute directly.

---

---

---

## ORDDoc Constructors

This section describes the ORDDoc constructor functions, which are the following:

- [init\(\)](#) for ORDDoc on page 4-7
- [init\(srcType,srcLocation,srcName\)](#) for ORDDoc on page 4-8

## init( ) for ORDDoc

### Format

init( ) RETURN ORDDoc;

### Description

Initializes instances of the ORDDoc object type.

### Parameters

None.

### Pragmas

None.

### Exceptions

None.

### Usage Notes

This constructor is a static method that initializes all the ORDDoc attributes to NULL with the following exceptions:

- source.updateTime is set to SYSDATE
- source.local is set to 1 (local)
- source.localData is set to empty\_blob

You should begin using the init( ) method as soon as possible so you can more easily initialize the ORDDoc object type, especially if the ORDDoc type evolves and attributes are added in a future release. INSERT statements left unchanged using the default constructor (which initializes each object attribute), will fail under these circumstances.

### Examples

Initialize the ORDDoc object attributes:

```
BEGIN
  INSERT INTO pm.online_media (product_id, product_testimonials)
    VALUES (2808,ORDSYS.ORDDoc.init());
  COMMIT;
END;
/
```

## init(srcType,srcLocation,srcName) for ORDDoc

### Format

```
init(srcType    IN VARCHAR2,  
      srcLocation IN VARCHAR2,  
      srcName    IN VARCHAR2)  
RETURN ORDDoc;
```

### Description

Initializes instances of the ORDDoc object type.

### Parameters

#### **srcType**

The source type of the media data.

#### **srcLocation**

The source location of the media data.

#### **srcName**

The source name of the media data.

### Pragmas

None.

### Exceptions

None.

### Usage Notes

This constructor is a static method that initializes all the ORDDoc attributes to NULL with the following exceptions:

- source.updateTime is set to SYSDATE
- source.local is set to 0
- source.localData is set to empty\_blob
- source.srcType is set to the input value
- source.srcLocation is set to the input value
- source.srcName is set to the input value

You should begin using the init( ) method as soon as possible to allow you to more easily initialize the ORDDoc object type, especially if the ORDDoc type evolves and attributes are added in a future release. INSERT statements left unchanged using the default constructor (which initializes each object attribute), will fail under these circumstances.

### Examples

Initialize the ORDDoc object attributes:

```
BEGIN
```

```
INSERT INTO pm.online_media (product_id, product_testimonials)
  VALUES (2999, ORDSYS.ORDDoc.init('file', 'FILE_DIR', 'modem.jpg'));
END;
/
```

## ORDDoc Methods

This section presents reference information on the Oracle Multimedia methods used specifically for media data manipulation.

[Chapter 2](#) presents reference information on the Oracle Multimedia methods that are common to ORDAudio, ORDDoc, ORDImage, and ORDVideo. Use the methods presented in both chapters to get and set attributes, and to perform metadata extractions.

For more information about object types and methods, see *Oracle Database Concepts*.

- [getContentInLob\(\)](#) on page 4-11
- [getContentLength\(\)](#) on page 4-13
- [getFormat\(\)](#) on page 4-14
- [import\(\)](#) on page 4-15
- [importFrom\(\)](#) on page 4-17
- [setFormat\(\)](#) on page 4-19
- [setProperties\(\)](#) on page 4-20

## getContentInLob( )

### Format

```
getContentInLob(ctx      IN OUT RAW,
                 dest_lob IN OUT NOCOPY BLOB,
                 mimeType OUT VARCHAR2,
                 format   OUT VARCHAR2);
```

### Description

Copies data from a data source into the specified BLOB. The BLOB must not be the BLOB in the source.localData attribute (of the embedded ORDSrc object).

### Parameters

#### **ctx**

The source plug-in context information.

#### **dest\_lob**

The LOB in which to receive data.

#### **mimeType**

The MIME type of the data; this may or may not be returned.

#### **format**

The format of the data; this may or may not be returned.

### Usage Notes

None.

### Pragmas

None.

### Exceptions

ORDDocExceptions.NULL\_SOURCE

This exception is raised when the value of the ORDDoc.source attribute is NULL.

ORDSourceExceptions.METHOD\_NOT\_SUPPORTED

This exception is raised if you call the getContentInLob( ) method and this method is not supported by the source plug-in being used.

See [Appendix H](#) for more information about these exceptions.

### Examples

Get data from a data source and put it into the specified BLOB:

```
DECLARE
  obj ORDSYS.ORDDoc;
  tempBlob BLOB;
  mimeType VARCHAR2(4000);
  format VARCHAR2(31);
  ctx RAW(64) :=NULL;
```

```
BEGIN
SELECT product_testimonials INTO obj FROM pm.online_media
  WHERE product_id = 2808 ;
IF (obj.isLocal()) THEN
  DBMS_OUTPUT.put_line('Local is true');
END IF;
DBMS_LOB.CREATETEMPORARY(tempBLob, true, 10);
obj.getContentInLob(ctx,tempBLob, mimeType,format);
DBMS_OUTPUT.PUT_LINE('Length: ' || TO_CHAR(DBMS_LOB.getLength(tempBLob)));
EXCEPTION
  WHEN ORDSYS.ORDSourceExceptions.METHOD_NOT_SUPPORTED THEN
    DBMS_OUTPUT.put_line('ORDSourceExceptions.METHOD_NOT_SUPPORTED caught');
  WHEN OTHERS THEN
    DBMS_OUTPUT.put_line('EXCEPTION caught');
END;
/
```



## getContentLength( )

### Format

```
getContentLength( ) RETURN INTEGER;
```

### Description

Returns the length of the media data content stored in the source.

### Parameters

None.

### Usage Notes

None.

### Pragmas

None.

### Exceptions

ORDDocExceptions.NULL\_SOURCE

This exception is raised when the value of the ORDDoc.source attribute is NULL.

See [Appendix H](#) for more information about this exception.

### Examples

```
DECLARE
  obj ORDSYS.ORDDoc;
BEGIN
  SELECT product_testimonials INTO obj FROM pm.online_media
     WHERE product_id = 2808 ;
  IF (obj.isLocal()) THEN
    DBMS_OUTPUT.put_line('Local is true');
  END IF;
  DBMS_OUTPUT.PUT_LINE('Content length is ' || TO_CHAR(obj.getContentLength()));
END;
/
```

## getFormat()

### Format

getFormat() RETURN VARCHAR2;

### Description

Returns the value of the format attribute of the media object.

### Parameters

None.

### Usage Notes

None.

### Pragmas

PRAGMA RESTRICT\_REFERENCES(getFormat, WNDS, WNPS, RNDS, RNPS)

### Exceptions

ORDDocExceptions.INVALID\_FORMAT\_TYPE

This exception is raised if you call the getFormat() method and the value of the format attribute is NULL.

See [Appendix H](#) for more information about this exception.

### Examples

See the example in [setFormat\(\)](#) on page 4-19.

## import( )

### Format

```
import(ctx      IN OUT RAW
        set_prop IN BOOLEAN);
```

### Description

Transfers media data from an external media data source to the source.localData attribute (of the embedded ORDSrc object) within the database.

### Parameters

#### ctx

The source plug-in context information. This should be allocated and initialized to NULL. If you are using a user-defined source plug-in, call the [openSource\( \)](#) method. See [Section 4.2](#) for more information.

#### set\_prop

A value that determines whether the setProperties( ) method is called. If the value of this parameter is TRUE, then the setProperties( ) method is called to read the media data to get the values of the object attributes and store them in the object attributes; otherwise, if the value is FALSE, the set Properties( ) method is not called. The default value is FALSE.

### Usage Notes

Use the setSource( ) method to set the source.srcType, source.srcLocation, and source.Name attributes (of the embedded ORDSrc object) for the external media data source prior to calling the import( ) method.

After importing data from an external media data source to a local source (within Oracle Database), the source information remains unchanged (that is, pointing to the source from where the data was imported).

Invoking this method implicitly calls the setUpdateTime( ) and setLocal( ) methods.

This method is invoked at the ORDSrc level, which uses the PL/SQL UTL\_HTTP package to import media data from an HTTP data source. You can use environment variables to specify the proxy behavior of the UTL\_HTTP package. For example, on Linux and UNIX, setting the environment variable http\_proxy to a URL specifies that the UTL\_HTTP package will use that URL as the proxy server for HTTP requests. Setting the no\_proxy environment variable to a domain name specifies that the HTTP proxy server will not be used for URLs in the specified domain.

See *Oracle Database PL/SQL Packages and Types Reference* for more information about the UTL\_HTTP PL/SQL package.

### Pragmas

None.

### Exceptions

ORDDocExceptions.NULL\_SOURCE

This exception is raised when the value of the ORDDoc.source attribute is NULL.

**ORDSourceExceptions.INCOMPLETE\_SOURCE\_INFORMATION**

This exception is raised if you call the `import()` method and the value of the `source.srcType` attribute is `NULL`.

**ORDSourceExceptions.METHOD\_NOT\_SUPPORTED**

This exception is raised if you call the `import()` method and the `import()` method is not supported by the source plug-in being used.

**ORDSourceExceptions.NULL\_SOURCE**

This exception is raised if you call the `import()` method and the value of the `source.localData` attribute is `NULL`.

**ORDSYS.ORDDocExceptions.DOC\_PLUGIN\_EXCEPTION**

This exception is raised if you call the `import()` method and the `setProperties()` method raises an exception from within the media plug-in.

See [Appendix H](#) for more information about these exceptions.

## Examples

Import media data from an external media data source into the local source:

```
DECLARE
  obj ORDSYS.ORDDoc;
  ctx RAW(64) :=NULL;
BEGIN
  SELECT product_testimonials INTO obj FROM pm.online_media
     WHERE product_id = 2808 FOR UPDATE;
  DBMS_OUTPUT.PUT_LINE('setting and getting source');
  DBMS_OUTPUT.PUT_LINE('-----');
  -- set source to a file
  obj.setSource('file', 'FILE_DIR', 'printer.rm');
  -- get source information
  DBMS_OUTPUT.PUT_LINE(obj.getSource());
  -- import data
  obj.import(ctx, FALSE);
  -- check size
  DBMS_OUTPUT.PUT_LINE('Length: ' || TO_CHAR(DBMS_LOB.getLength(obj.getContent())));
  UPDATE pm.online_media SET product_testimonials=obj WHERE product_id=2808;
  COMMIT;
EXCEPTION
  WHEN ORDSYS.ORDSourceExceptions.METHOD_NOT_SUPPORTED THEN
    DBMS_OUTPUT.PUT_LINE('ORDSourceExceptions.METHOD_NOT_SUPPORTED caught');
  WHEN ORDSYS.ORDDocExceptions.DOC_PLUGIN_EXCEPTION THEN
    DBMS_OUTPUT.put_line('DOC PLUGIN EXCEPTION caught');
END;
/
```

## importFrom( )

### Format

```
importFrom(ctx          IN OUT RAW,
           source_type  IN VARCHAR2,
           source_location IN VARCHAR2,
           source_name  IN VARCHAR2
           set_prop     IN BOOLEAN);
```

### Description

Transfers media data from the specified external media data source to the `source.localData` attribute (of the embedded `ORDSource` object) within the database).

### Parameters

#### **ctx**

The source plug-in context information. This should be allocated and initialized to `NULL`. If you are using a user-defined source plug-in, call the `openSource( )` method. See [Section 4.2](#) for more information.

#### **source\_type**

The type of the source media data.

#### **source\_location**

The location from which the source media data is to be imported.

#### **source\_name**

The name of the source media data.

#### **set\_prop**

A value that determines whether the `setProperties( )` method is called. If the value of this parameter is `TRUE`, then the `setProperties( )` method is called to read the media data to get the values of the object attributes and store them in the object attributes; otherwise, if the value is `FALSE`, the `set Properties( )` method is not called. The default value is `FALSE`.

### Usage Notes

This method is similar to the `import( )` method except the source information is specified as parameters to the method instead of separately.

You must ensure that the directory indicated by the `source_location` parameter exists or is created before you use this method.

After importing data from an external media data source to a local source (within Oracle Database), the source information (that is, pointing to the source from where the data was imported) is set to the input values.

Invoking this method implicitly calls the `setUpdateTime( )` and `setLocal( )` methods.

This method is invoked at the `ORDSource` level, which uses the PL/SQL `UTL_HTTP` package to import media data from an HTTP data source. You can use environment variables to specify the proxy behavior of the `UTL_HTTP` package. For example, on Linux and UNIX, setting the environment variable `http_proxy` to a URL specifies that

the UTL\_HTTP package will use that URL as the proxy server for HTTP requests. Setting the no\_proxy environment variable to a domain name specifies that the HTTP proxy server will not be used for URLs in the specified domain.

See *Oracle Database PL/SQL Packages and Types Reference* for more information about the UTL\_HTTP PL/SQL package.

## Pragmas

None.

## Exceptions

ORDDocExceptions.NULL\_SOURCE

This exception is raised when the value of the ORDDoc.source attribute is NULL.

ORDSourceExceptions.INCOMPLETE\_SOURCE\_INFORMATION

This exception is raised if you call the importFrom( ) method and the value of the source\_type parameter is NULL.

ORDSourceExceptions.METHOD\_NOT\_SUPPORTED

This exception is raised if you call the importFrom( ) method and this method is not supported by the source plug-in being used.

ORDSYS.ORDDocExceptions.DOC\_PLUGIN\_EXCEPTION

This exception is raised if you call the importFrom( ) method and the setProperties( ) method raises an exception from within the media plug-in.

See [Appendix H](#) for more information about these exceptions.

## Examples

Import media data from the specified external data source into the local source:

```
DECLARE
  obj ORDSYS.ORDDoc;
  ctx RAW(64) :=NULL;
BEGIN
  SELECT product_testimonials INTO obj FROM pm.online_media
     WHERE product_id=2999 FOR UPDATE;
  DBMS_OUTPUT.PUT_LINE('setting and getting source');
  DBMS_OUTPUT.PUT_LINE('-----');
  -- set source to a file
  -- import data
  obj.importFrom(ctx, 'file', 'FILE_DIR', 'modem.jpg', FALSE);
  -- check size
  DBMS_OUTPUT.PUT_LINE('Length: ' || TO_CHAR(DBMS_LOB.GETLENGTH(obj.getContent())));
  DBMS_OUTPUT.PUT_LINE(obj.getSource());
  UPDATE pm.online_media SET product_testimonials=obj WHERE product_id=2999;
  COMMIT;
EXCEPTION
  WHEN ORDSYS.ORDSourceExceptions.METHOD_NOT_SUPPORTED THEN
    DBMS_OUTPUT.PUT_LINE('ORDSourceExceptions.METHOD_NOT_SUPPORTED caught');
  WHEN ORDSYS.ORDDocExceptions.DOC_PLUGIN_EXCEPTION THEN
    DBMS_OUTPUT.put_line('DOC PLUGIN EXCEPTION caught');
END;
/
```

## setFormat()

### Format

setFormat(knownFormat IN VARCHAR2);

### Description

Sets the format attribute of the media object.

### Parameters

#### **knownFormat**

The known format of the data to be set in the corresponding media object.

### Usage Notes

Calling this method implicitly calls the `setUpdateTime()` method.

### Pragmas

None.

### Exceptions

ORDDocExceptions.NULL\_INPUT\_VALUE

This exception is raised if you call the `setFormat()` method and the value for the `knownFormat` parameter is NULL.

ORDDocExceptions.NULL\_SOURCE

This exception is raised when the value of the `ORDDoc.source` attribute is NULL.

See [Appendix H](#) for more information about these exceptions.

### Examples

Set the format for some media data:

```

DECLARE
    obj ORDSYS.ORDDoc;
BEGIN
    SELECT product_testimonials INTO obj FROM pm.online_media
       WHERE product_id = 2808 FOR UPDATE;
    obj.setFormat('PDF');
    DBMS_OUTPUT.put_line('format: ' || obj.getformat());
    COMMIT;
    EXCEPTION
    WHEN ORDSYS.ORDDocExceptions.NULL_INPUT_VALUE THEN
        DBMS_OUTPUT.put_line('ORDDocExceptions.NULL_INPUT_VALUE caught');
    WHEN OTHERS THEN
        DBMS_OUTPUT.put_line('EXCEPTION caught');
END;
/

```

## setProperties()

### Format

```
setProperties(ctx          IN OUT RAW,  
              setComments IN BOOLEAN);
```

### Description

Reads the media data to get the values of the object attributes and then stores them in the object attributes. This method sets the properties for the following attributes of the media data: format, MIME type, and content length. It populates the comments field of the object with an extensive set of format and application properties in XML form if the value of the setComments parameter is TRUE.

---

---

**Note:** This method works for only natively supported audio, image, and video formats. See [Appendix A](#), [Appendix B](#), and [Appendix C](#), respectively, for information about natively supported audio, image, and video formats.

---

---

### Parameters

#### ctx

The format plug-in context information.

#### setComments

A Boolean value that indicates whether or not the comments field of the object is populated. If the value is TRUE, then the comments field of the object is populated with an extensive set of format and application properties of the media object in XML form; otherwise, if the value is FALSE, the comments field of the object remains unpopulated. The default value is FALSE.

### Usage Notes

If the property cannot be extracted from the media source, then the respective attribute is set to NULL.

If the format attribute is set to NULL, then the setProperties() method uses the default format plug-in; otherwise, it uses the plug-in specified by the format.

### Pragmas

None.

### Exceptions

ORDDocExceptions.DOC\_PLUGIN\_EXCEPTION

This exception is raised if you call the setProperties() method and the media plug-in raises an exception.

ORDDocExceptions.NULL\_SOURCE

This exception is raised when the value of the ORDDoc.source attribute is NULL.

See [Appendix H](#) for more information about these exceptions.



## Examples

### Example 1:

Set the property information for known media attributes:

```

DECLARE
  obj ORDSYS.ORDDoc;
  ctx RAW(64) :=NULL;
BEGIN
  SELECT product_testimonials INTO obj FROM pm.online_media
     WHERE product_id = 2808 FOR UPDATE;
  obj.setProperties(ctx,FALSE);
  DBMS_OUTPUT.put_line('format: ' || obj.getformat());
  UPDATE pm.online_media SET product_testimonials = obj
     WHERE product_id=2808;
  COMMIT;
  EXCEPTION
    WHEN ORDSYS.ORDDocExceptions.DOC_PLUGIN_EXCEPTION THEN
      DBMS_OUTPUT.put_line('DOC PLUGIN EXCEPTION caught');
    WHEN OTHERS THEN
      DBMS_OUTPUT.put_line('EXCEPTION caught');
END;
/

```

### Example 2:

Set the property information for known media attributes and store the format and application properties in the comments attribute. Create an extensible index on the contents of the comments attribute using Oracle Text:

```

DECLARE
  obj ORDSYS.ORDDoc;
  ctx RAW(64) :=NULL;
BEGIN
  SELECT product_testimonials INTO obj FROM pm.online_media
     WHERE product_id = 2999 FOR UPDATE;
  obj.setProperties(ctx,TRUE);
  DBMS_OUTPUT.put_line('format: ' || obj.getformat());
  UPDATE pm.online_media SET product_testimonials = obj
     WHERE product_id=2999;
  COMMIT;
  EXCEPTION
    WHEN ORDSYS.ORDDocExceptions.DOC_PLUGIN_EXCEPTION THEN
      DBMS_OUTPUT.put_line('DOC PLUGIN EXCEPTION caught');
    WHEN OTHERS THEN
      DBMS_OUTPUT.put_line('EXCEPTION caught');
END;
/

```



Oracle Multimedia contains the following information about the ORDImage object type:

- [ORDImage Object Type](#) on page 5-3
- [ORDImage Constructors](#) on page 5-6
- [ORDImage Methods](#) on page 5-10

## 5.1 ORDImage Object Examples

The examples in this chapter use the ONLINE\_MEDIA table in the Product Media sample schema. To replicate the examples on your own computer, you should begin with the examples shown in the reference pages for the ORDImage constructors and the import() and importFrom() methods. Substitute image files you have for the ones shown in the examples. In addition, for a user ron to use the examples, the following statements must be issued before ron executes the examples, where /mydir/work is the directory where ron will find the image data:

```
CONNECT /as sysdba
CREATE OR REPLACE DIRECTORY FILE_DIR as '/mydir/work';
GRANT READ ON DIRECTORY FILE_DIR TO 'ron';
```

See *Oracle Database Sample Schemas* for information about the sample schemas.

---

---

**Note:** If you manipulate the image data itself (by either directly modifying the BLOB or changing the external source), then you must ensure that the object attributes stay synchronized and the update time is modified; otherwise, the object attributes will not match the image data.

---

---

## 5.2 Important Notes

Methods invoked at the ORDSrc level that are handed off to the source plug-in for processing have ctx (RAW) as the first argument. Before calling any of these methods for the first time, the client should allocate the ctx structure, initialize it to NULL, and invoke the openSource() method. At this point, the source plug-in can initialize the context for this client. When processing is complete, the client should invoke the closeSource() method.

Methods invoked from a source plug-in call have the first argument as ctx (RAW).

---

---

**Note:** In the current release, none of the plug-ins provided by Oracle and not all source or format plug-ins will use the `ctx` argument, but if you code as previously described, your application should work with current or future source or format plug-ins.

---

---

You should use any of the individual set methods to set the attribute value for an object for formats not natively supported; otherwise, for formats natively supported, use the `setProperties()` method to populate the attributes of the object or write a format plug-in.

## ORDImage Object Type

Oracle Multimedia describes the ORDImage object type, which supports the storage, management, and manipulation of image data. This object type is defined as follows in the `ordispec.sql` file:

```
CREATE OR REPLACE TYPE ORDImage
AS OBJECT
(
  -----
  -- TYPE ATTRIBUTES
  -----
  source          ORDSource,
  height          INTEGER,
  width           INTEGER,
  contentLength   INTEGER,
  fileFormat      VARCHAR2(4000),
  contentFormat   VARCHAR2(4000),
  compressionFormat VARCHAR2(4000),
  mimeType        VARCHAR2(4000),

  -----
  -- METHOD DECLARATION
  -----
  -- CONSTRUCTORS
  --
  STATIC FUNCTION init( ) RETURN ORDImage,
  STATIC FUNCTION init(srcType      IN VARCHAR2,
                       srcLocation  IN VARCHAR2,
                       srcName      IN VARCHAR2) RETURN ORDImage,
  --
  -- Methods associated with copy operations
  MEMBER PROCEDURE copy(dest IN OUT ORDImage),
  --
  -- Methods associated with image processing operations
  MEMBER PROCEDURE process(command IN VARCHAR2),
  --
  MEMBER PROCEDURE processCopy(command IN   VARCHAR2,
                                dest    IN OUT ORDImage),
  --
  -- Methods associated with image property set and check operations
  MEMBER PROCEDURE setProperties( ),
  MEMBER PROCEDURE setProperties(description IN VARCHAR2),
  MEMBER FUNCTION checkProperties RETURN BOOLEAN,
  --
  -- Methods associated with image attributes accessors
  MEMBER FUNCTION getHeight RETURN INTEGER,
  PRAGMA RESTRICT_REFERENCES(getHeight, WNDS, WNPS, RNDS, RNPS),
  --
  MEMBER FUNCTION getWidth RETURN INTEGER,
  PRAGMA RESTRICT_REFERENCES(getWidth, WNDS, WNPS, RNDS, RNPS),
  --
  MEMBER FUNCTION getFileFormat RETURN VARCHAR2,
  PRAGMA RESTRICT_REFERENCES(getFileFormat, WNDS, WNPS, RNDS, RNPS),
  --
  MEMBER FUNCTION getContentFormat RETURN VARCHAR2,
  PRAGMA RESTRICT_REFERENCES(getContentFormat, WNDS, WNPS, RNDS, RNPS),
  --

```

```
MEMBER FUNCTION getCompressionFormat RETURN VARCHAR2,
PRAGMA RESTRICT_REFERENCES(getCompressionFormat, WNDS, WNPS, RNDS, RNPS),
--
-- Methods associated with metadata attributes
MEMBER FUNCTION getMetadata(metadataType IN VARCHAR2 DEFAULT 'ALL')
RETURN SYS.XMLSEQUENCETYPE,
--
MEMBER PROCEDURE putMetadata(xmlData      IN SYS.XMLType,
                             metadataType IN VARCHAR2 DEFAULT 'XMP',
                             encoding      IN VARCHAR2 DEFAULT 'UTF-8'),
--
-- Methods associated with the local attribute
MEMBER PROCEDURE setLocal( ),
MEMBER PROCEDURE clearLocal( ),
MEMBER FUNCTION isLocal RETURN BOOLEAN,
PRAGMA RESTRICT_REFERENCES(isLocal, WNDS, WNPS, RNDS, RNPS),
--
-- Methods associated with the date attribute
MEMBER FUNCTION getUpdateTime RETURN DATE,
PRAGMA RESTRICT_REFERENCES(getUpdateTime, WNDS, WNPS, RNDS, RNPS),
MEMBER PROCEDURE setUpdateTime(current_time DATE),
--
-- Methods associated with the mimeType attribute
MEMBER FUNCTION getMimeType RETURN VARCHAR2,
PRAGMA RESTRICT_REFERENCES(getMimeType, WNDS, WNPS, RNDS, RNPS),
MEMBER PROCEDURE setMimeType(mime IN VARCHAR2),
--
-- Methods associated with the source attribute
MEMBER FUNCTION getContentLength RETURN INTEGER,
PRAGMA RESTRICT_REFERENCES(getContentLength, WNDS, WNPS, RNDS, RNPS),
--
MEMBER FUNCTION getContent RETURN BLOB,
PRAGMA RESTRICT_REFERENCES(getContent, WNDS, WNPS, RNDS, RNPS),
--
MEMBER FUNCTION getBFILE RETURN BFILE,
PRAGMA RESTRICT_REFERENCES(getBFILE, WNDS, WNPS, RNDS, RNPS),
--
MEMBER PROCEDURE deleteContent( ),
--
MEMBER FUNCTION getDicomMetadata(optionString IN VARCHAR2) RETURN XMLType,
--
MEMBER PROCEDURE setSource(source_type      IN VARCHAR2,
                           source_location IN VARCHAR2,
                           source_name     IN VARCHAR2),
MEMBER FUNCTION getSource RETURN VARCHAR2,
PRAGMA RESTRICT_REFERENCES(getSource, WNDS, WNPS, RNDS, RNPS),
--
MEMBER FUNCTION getSourceType RETURN VARCHAR2,
PRAGMA RESTRICT_REFERENCES(getSourceType, WNDS, WNPS, RNDS, RNPS),
--
MEMBER FUNCTION getSourceLocation RETURN VARCHAR2,
PRAGMA RESTRICT_REFERENCES(getSourceLocation, WNDS, WNPS, RNDS, RNPS),
--
MEMBER FUNCTION getSourceName RETURN VARCHAR2,
PRAGMA RESTRICT_REFERENCES(getSourceName, WNDS, WNPS, RNDS, RNPS),
--
MEMBER PROCEDURE import(ctx IN OUT RAW),
MEMBER PROCEDURE importFrom(ctx      IN OUT RAW,
                             source_type IN VARCHAR2,
                             source_location IN VARCHAR2,
```

```

                source_name    IN VARCHAR2),
MEMBER PROCEDURE export(ctx          IN OUT RAW,
                        source_type  IN VARCHAR2,
                        source_location IN VARCHAR2,
                        source_name  IN VARCHAR2),
--
MEMBER FUNCTION processSourceCommand(
                                ctx      IN OUT RAW,
                                cmd      IN VARCHAR2,
                                arguments IN VARCHAR2,
                                result   OUT RAW)
                                RETURN RAW,
--
-- Methods associated with file operations on the source
MEMBER FUNCTION openSource(userArg IN RAW,
                           ctx OUT RAW) RETURN INTEGER,
--
MEMBER FUNCTION closeSource(ctx IN OUT RAW) RETURN INTEGER,
--
MEMBER FUNCTION trimSource(ctx      IN OUT RAW,
                           newlen  IN INTEGER) RETURN INTEGER,
--
MEMBER PROCEDURE readFromSource(ctx      IN OUT RAW,
                                startPos IN INTEGER,
                                numBytes IN OUT INTEGER,
                                buffer   OUT RAW),
--
MEMBER PROCEDURE writeToSource(ctx      IN OUT RAW,
                                startPos IN INTEGER,
                                numBytes IN OUT INTEGER,
                                buffer   IN RAW),
);

```

where:

- source: the source of the stored image data.
- height: the height of the image in pixels.
- width: the width of the image in pixels.
- contentLength: the size of the image file on disk, in bytes.
- fileFormat: the file type or format in which the image data is stored (TIFF, JIFF, and so forth).
- contentFormat: the type of image (monochrome and so forth).
- compressionFormat: the compression algorithm used on the image data.
- mimeType: the MIME type information.

## ORDImage Constructors

This section describes the ORDImage constructor functions, which are the following:

- [init\(\)](#) for ORDImage on page 5-7
- [init\(srcType,srcLocation,srcName\)](#) for ORDImage on page 5-8



## init( ) for ORDImage

### Format

init( ) RETURN ORDImage;

### Description

Initializes instances of the ORDImage object type.

### Parameters

None.

### Pragmas

None.

### Exceptions

None.

### Usage Notes

This constructor is a static method that initializes all the ORDImage attributes to NULL with the following exceptions:

- source.updateTime is set to SYSDATE
- source.local is set to 1 (local)
- source.localData is set to empty\_blob

You should begin using the init( ) method as soon as possible to allow you to more easily initialize the ORDImage object type, especially if the ORDImage type evolves and attributes are added in a future release. INSERT statements left unchanged using the default constructor (which initializes each object attribute), will fail under these circumstances.

### Examples

Initialize the ORDImage object attributes:

```
BEGIN
  INSERT INTO pm.online_media (product_id, product_photo)
  VALUES (3501, ORDSYS.ORDImage.init());
  COMMIT;
END;
/
```

## init(srcType,srcLocation,srcName) for ORDImage

### Format

```
init(srcType    IN VARCHAR2,  
      srcLocation IN VARCHAR2,  
      srcName    IN VARCHAR2)  
RETURN ORDImage;
```

### Description

Initializes instances of the ORDImage object type.

### Parameters

#### **srcType**

The source type of the image data.

#### **srcLocation**

The source location of the image data.

#### **srcName**

The source name of the image data.

### Pragmas

None.

### Exceptions

None.

### Usage Notes

This constructor is a static method that initializes all the ORDImage attributes to NULL with the following exceptions:

- source.updateTime is set to SYSDATE
- source.local is set to 0
- source.localData is set to empty\_blob
- source.srcType is set to the input value
- source.srcLocation is set to the input value
- source.srcName is set to the input value

You should begin using the init( ) method as soon as possible to allow you to more easily initialize the ORDImage object type, especially if the ORDImage type evolves and attributes are added in a future release. INSERT statements left unchanged using the default constructor (which initializes each object attribute), will fail under these circumstances.

### Examples

Initialize the ORDImage object attributes:

```
BEGIN
```

```
INSERT INTO pm.online_media (product_id, product_photo)
  VALUES (3515, ORDSYS.ORDImage.init('FILE', 'FILE_DIR','speaker.jpg'));
COMMIT;
END;
/
```

## ORDImage Methods

This section presents reference information on the Oracle Multimedia methods used specifically for image data manipulation.

[Chapter 2](#) presents reference information on the Oracle Multimedia methods that are common to ORDAudio, ORDDoc, ORDImage, and ORDVideo. Use the methods presented in both chapters to get and set attributes, perform processing operations, and perform metadata extractions.

The following methods are presented in this section:

- [checkProperties\(\)](#) on page 5-11
- [copy\(\)](#) on page 5-12
- [getCompressionFormat\(\)](#) on page 5-14
- [getContentFormat\(\)](#) on page 5-15
- [getContentLength\(\)](#) on page 5-16
- [getDicomMetadata\(\)](#) on page 5-17
- [getFileFormat\(\)](#) on page 5-19
- [getHeight\(\)](#) on page 5-20
- [getMetadata\(\)](#) on page 5-21
- [getWidth\(\)](#) on page 5-23
- [import\(\)](#) on page 5-24
- [importFrom\(\)](#) on page 5-26
- [process\(\)](#) on page 5-28
- [processCopy\(\)](#) on page 5-34
- [putMetadata\(\)](#) on page 5-36
- [setProperty\(\)](#) on page 5-38
- [setProperty\(\)](#) for foreign images on page 5-40

## checkProperties( )

### Format

```
checkProperties( ) RETURN BOOLEAN;
```

### Description

Verifies that the properties stored in attributes of the image object match the properties of the image. This method should not be used for foreign images (those formats not natively supported by Oracle Multimedia).

### Parameters

None.

### Usage Notes

Use this method to verify that the image attributes match the actual image.

### Pragmas

None.

### Exceptions

ORDImageExceptions.NULL\_SOURCE

This exception is raised when the value of the ORDImage.source attribute is NULL.

See [Appendix H](#) for more information about this exception.

### Examples

Check the image attributes:

```
DECLARE
  image ORDSYS.ORDImage;
  properties_match BOOLEAN;
BEGIN
  SELECT p.product_photo INTO image FROM pm.online_media p
     WHERE p.product_id = 3515;
  -- check that properties match the image
  properties_match := image.checkProperties();
  IF properties_match THEN
    DBMS_OUTPUT.PUT_LINE('Check Properties succeeded');
  ELSE
    DBMS_OUTPUT.PUT_LINE('Check Properties failed');
  END IF;
COMMIT;
END;
```

## copy( )

### Format

```
copy(dest IN OUT ORDImage);
```

### Description

Copies an image without changing it.

### Parameters

**dest**

The destination of the new image.

### Usage Notes

This method copies the image data, as is, including all source and image attributes, into the supplied local destination image.

If the data is stored locally in the source, then calling this method copies the BLOB to the destination source.localData attribute.

Calling this method copies the external source information to the external source information of the new image, whether or not source data is stored locally.

Calling this method implicitly calls the `setUpdateTime( )` method on the destination object to update its time stamp information.

### Pragmas

None.

### Exceptions

`ORDImageExceptions.NULL_SOURCE`

This exception is raised when the value of the `ORDImage.source` attribute is `NULL`.

See [Appendix H](#) for more information about this exception.

### Examples

Create a copy of an image:

```
DECLARE
  image_1 ORDSYS.ORDImage;
  image_2 ORDSYS.ORDImage;
BEGIN
  -- Initialize a new ORDImage object where the copy will be stored:
  INSERT INTO pm.online_media (product_id, product_photo)
  VALUES (3091, ORDSYS.ORDImage.init());
  -- Select the source object into image_1:
  SELECT product_photo INTO image_1 FROM pm.online_media
  WHERE product_id = 3515;
  -- Select the target object into image_2:
  SELECT product_photo INTO image_2 FROM pm.online_media
  WHERE product_id = 3091 FOR UPDATE;
  -- Copy the data from image_1 to image_2:
  image_1.copy(image_2);
  UPDATE pm.online_media SET product_photo = image_2
```

```
WHERE product_id = 3091;  
COMMIT;  
END;  
/
```

## getCompressionFormat( )

### Format

getCompressionFormat( ) RETURN VARCHAR2;

### Description

Returns the value of the compressionFormat attribute of the image object.

### Parameters

None.

### Usage Notes

Use this method rather than accessing the compressionFormat attribute directly to protect yourself from potential changes to the internal representation of the ORDImage object.

### Pragmas

PRAGMA RESTRICT\_REFERENCES(getCompressionFormat, WNDS, WNPS, RNDS, RNPS)

### Exceptions

None.

### Examples

Get the compression type of an image:

```
DECLARE
  image ORDSYS.ORDImage;
  compression_format VARCHAR2(4000);
BEGIN
  SELECT p.product_photo INTO image FROM pm.online_media p
     WHERE p.product_id = 3515;
  -- Get the image compression format:
  compression_format := image.getCompressionFormat();
  DBMS_OUTPUT.PUT_LINE('Compression format is ' || compression_format);
  COMMIT;
END;
/
```



## getContentFormat( )

### Format

getContentFormat( ) RETURN VARCHAR2;

### Description

Returns the value of the contentFormat attribute of the image object.

### Parameters

None.

### Usage Notes

Use this method rather than accessing the contentFormat attribute directly to protect yourself from potential changes to the internal representation of the ORDImage object.

### Pragmas

```
PRAGMA RESTRICT_REFERENCES(getContentFormat, WNDS,  
WNPS, RNDS, RNPS)
```

### Exceptions

None.

### Examples

Get the content type of an image:

```
DECLARE  
  image ORDSYS.ORDImage;  
  content_format VARCHAR2(4000);  
BEGIN  
  SELECT p.product_photo INTO image FROM pm.online_media p  
     WHERE p.product_id = 3515;  
  -- Get the image content format:  
  content_format := image.getContentFormat();  
  DBMS_OUTPUT.PUT_LINE('Content format is ' || content_format);  
  COMMIT;  
END;  
/
```

## getContentLength()

### Format

```
getContentLength() RETURN INTEGER;
```

### Description

Returns the value of the contentLength attribute of the image object.

### Parameters

None.

### Usage Notes

Use this method rather than accessing the contentLength attribute directly to protect from potential future changes to the internal representation of the ORDImage object.

### Pragmas

```
PRAGMA RESTRICT_REFERENCES(getContentLength, WNDS,  
WNPS, RNDS, RNPS)
```

### Exceptions

None.

### Examples

Get the content length of an image:

```
DECLARE  
  image ORDSYS.ORDImage;  
  content_length INTEGER;  
BEGIN  
  SELECT p.product_photo INTO image FROM pm.online_media p  
    WHERE p.product_id = 3515;  
  -- Get the image size:  
  content_length := image.getContentLength();  
  DBMS_OUTPUT.PUT_LINE('Content length is ' || content_length);  
  COMMIT;  
END;  
/
```

## getDicomMetadata( )

### Format

```
getDicomMetadata(optionString IN VARCHAR2) RETURN XMLType ;
```

### Description

Returns an XML representation of the metadata extracted from the DICOM image stored in the ORDImage object. See [Appendix F](#) for information about the XML schema for DICOM.

### Parameters

#### optionString

A string that specifies the type of DICOM metadata to extract. For this release, the only valid value is `imageGeneral`. All other values are ignored.

### Usage Notes

The DICOM standard defines many sets of rules for encoding a DICOM object in a binary stream. See [Appendix G](#) for information about the DICOM encoding rules supported by Oracle Multimedia.

See *Oracle Multimedia User's Guide* for more information about the Oracle Multimedia DICOM feature.

### Pragmas

None.

### Exceptions

ORDImageExceptions.NULL\_LOCAL\_DATA

This exception is raised when `source.localData` is NULL.

ORDImageExceptions.NULL\_SOURCE

This exception is raised when the value of the `ORDImage.source` attribute is NULL.

See [Appendix H](#) for more information about these exceptions.

### Examples

```
DECLARE
    local_image ORDSYS.ORDIMAGE;
    local_id INTEGER;
    dicom_metadata XMLType := NULL;

BEGIN
    SELECT image INTO local_image FROM medicalImages WHERE id = 1;
    dicom_metadata := local_image.getDicomMetadata('imageGeneral');
    IF (dicom_metadata is NULL) THEN
        DBMS_OUTPUT.PUT_LINE('dicom metadata is NULL');
    END IF;

    -- print the value of the one of the elements in extracted
    -- dicom metadata

    DBMS_OUTPUT.PUT_LINE('namespace: ' || dicom_metadata.getNamespace() );
```

```
EXCEPTION
WHEN ORDSYS.ORDImageExceptions.NULL_LOCAL_DATA THEN
    DBMS_OUTPUT.PUT_LINE('source local data is null ');
WHEN ORDSYS.ORDImageExceptions.NULL_SOURCE THEN
    DBMS_OUTPUT.PUT_LINE('source is null ');
WHEN OTHERS THEN
    RAISE;
END;
/
```

## getFileFormat( )

### Format

getFileFormat( ) RETURN VARCHAR2;

### Description

Returns the value of the fileFormat attribute of the image object.

### Parameters

None.

### Usage Notes

Use this method rather than accessing the fileFormat attribute directly to protect yourself from potential changes to the internal representation of the ORDImage object.

### Pragmas

PRAGMA RESTRICT\_REFERENCES(getFileFormat, WNDS, WNPS, RNDS, RNPS)

### Exceptions

None.

### Examples

Get the file type of an image:

```
DECLARE
  image ORDSYS.ORDImage;
  file_format VARCHAR2(4000);
BEGIN
  SELECT p.product_photo INTO image FROM pm.online_media p
     WHERE p.product_id = 3515;
  -- Get the image file format:
  file_format := image.getFileFormat();
  DBMS_OUTPUT.PUT_LINE('File format is ' || file_format);
COMMIT;
END;
/
```

## getHeight( )

### Format

```
getHeight( ) RETURN INTEGER;
```

### Description

Returns the value of the height attribute of the image object.

### Parameters

None.

### Usage Notes

Use this method rather than accessing the height attribute directly to protect yourself from potential changes to the internal representation of the ORDImage object.

### Pragmas

```
PRAGMA RESTRICT_REFERENCES(getHeight, WNDS, WNPS, RNDS, RNPS)
```

### Exceptions

None.

### Examples

Get the height of an image:

```
DECLARE
  image ORDSYS.ORDImage;
  height INTEGER;
BEGIN
  SELECT p.product_photo INTO image FROM pm.online_media p
     WHERE p.product_id = 3515;
  -- Get the image height:
  height := image.getHeight();
  DBMS_OUTPUT.PUT_LINE('Height is ' || height);
  COMMIT;
END;
/
```

## getMetadata( )

### Format

```
getMetadata(metadataType IN VARCHAR2 DEFAULT 'ALL' ) RETURN XMLSequenceType ;
```

### Description

Extracts the specified types of metadata from the image and returns an array of schema valid XML documents. If no matching metadata is found, an empty array is returned.

### Parameters

**metadataType**

A string that specifies the types of embedded metadata to extract. Valid values are ALL, ORDIMAGE, XMP, EXIF, and IPTC-IIM. The default value is ALL.

### Usage Notes

When the value of the input parameter `metadataType` is ALL, and more than one type of supported metadata is present in the image, this method returns several XML documents, one for each type of metadata found. For other values of the input parameter, the method returns zero or one XML document.

Each document is stored as an instance of `XMLType`, and is based on one of the metadata schemas. The method `XMLType.getNamespace( )` can be used to determine the type of metadata represented in that document.

See [Appendix F](#) for a description of the supported metadata schemas.

See *Oracle Multimedia User's Guide* for more information about the metadata feature.

### Pragmas

None.

### Exceptions

`ORDImageExceptions.NULL_LOCAL_DATA`

This exception is raised when `source.localData` is NULL.

`ORDImageExceptions.NULL_SOURCE`

This exception is raised when the value of the `ORDImage.source` attribute is NULL.

See [Appendix H](#) for more information about these exceptions.

### Examples

```
DECLARE
  image ORDSYS.ORDImage;
  metav XMLSequenceType;
BEGIN
  SELECT product_photo
  INTO image
  FROM pm.online_media
  WHERE product_id = 3106;
```

```
metav := image.getMetadata('ALL');

-- print the namespace of each metadata document
FOR i in 1..metav.count LOOP
  DBMS_OUTPUT.PUT_LINE('namespace: ' || metav(i).getNamespace() );
END LOOP;

EXCEPTION
WHEN ORDSYS.ORDImageExceptions.NULL_LOCAL_DATA THEN
  DBMS_OUTPUT.PUT_LINE('source local data is null');
WHEN ORDSYS.ORDImageExceptions.NULL_SOURCE THEN
  DBMS_OUTPUT.PUT_LINE('source is null');
WHEN OTHERS THEN
  RAISE;
END;
/
```



## getWidth( )

### Format

```
getWidth( ) RETURN INTEGER;
```

### Description

Returns the value of the width attribute of the image object

### Parameters

None.

### Usage Notes

Use this method rather than accessing the width attribute directly to protect yourself from potential changes to the internal representation of the ORDImage object.

### Pragmas

```
PRAGMA RESTRICT_REFERENCES(getWidth, WNDS, WNPS, RNDS, RNPS)
```

### Exceptions

None.

### Examples

Get the width of an image:

```
DECLARE
  image ORDSYS.ORDImage;
  width INTEGER;
BEGIN
  SELECT p.product_photo INTO image FROM pm.online_media p
     WHERE p.product_id = 3515;
  -- Get the image width:
  width := image.getWidth();
  DBMS_OUTPUT.PUT_LINE('Width is ' || width);
  COMMIT;
END;
/
```

## import( )

### Format

```
import(ctx IN OUT RAW);
```

### Description

Transfers image data from an external image data source to the localData attribute (of the embedded ORDSOURCE object) within the database.

### Parameters

#### ctx

The source plug-in context information. This should be allocated and initialized to NULL. If you are using a user-defined source plug-in, call the [openSource\( \)](#) method. See [Section 5.2](#) for more information.

### Usage Notes

Use the [setSource\( \)](#) method to set the source.srcType, source.srcLocation, and source.srcName attributes (of the embedded ORDSOURCE object) for the external image data source prior to calling the [import\( \)](#) method.

You must ensure that the directory exists or is created before you use this method for a source.srcType attribute with a value of "file".

After importing data from an external image data source to a local source (within Oracle Database), the source information remains unchanged (that is, pointing to the source from where the data was imported).

Invoking this method implicitly calls the [setUpdateTime\( \)](#) and [setLocal\( \)](#) methods.

If the file format of the imported image is not previously set to a string beginning with "OTHER", the [setProperties\( \)](#) method is also called. Set the file format to a string preceded by "OTHER" for foreign image formats; calling the [setProperties\( \)](#) method for foreign images does this for you.

This method is invoked at the ORDSOURCE level, which uses the PL/SQL UTL\_HTTP package to import media data from an HTTP data source. You can use environment variables to specify the proxy behavior of the UTL\_HTTP package. For example, on Linux and UNIX, setting the environment variable http\_proxy to a URL specifies that the UTL\_HTTP package will use that URL as the proxy server for HTTP requests. Setting the no\_proxy environment variable to a domain name specifies that the HTTP proxy server will not be used for URLs in the specified domain.

See *Oracle Database PL/SQL Packages and Types Reference* for more information about the UTL\_HTTP PL/SQL package.

### Pragmas

None.

### Exceptions

ORDImageExceptions.NULL\_SOURCE

This exception is raised when the value of the ORDImage.source attribute is NULL.

ORDSourceExceptions.INCOMPLETE\_SOURCE\_INFORMATION

This exception is raised if you call the `import()` method and the value of the `source.srcType` attribute is `NULL`.

#### ORDSourceExceptions.METHOD\_NOT\_SUPPORTED

This exception is raised if you call the `import()` method and this method is not supported by the source plug-in being used.

See [Appendix H](#) for more information about these exceptions.

## Examples

Import image data from an external image data source into the local source:

```
DECLARE
  obj ORDSYS.ORDImage;
  ctx RAW(64) :=NULL;
BEGIN
  SELECT p.product_photo INTO obj FROM pm.online_media p
     WHERE p.product_id = 3515 FOR UPDATE;
  DBMS_OUTPUT.PUT_LINE('getting source');
  DBMS_OUTPUT.PUT_LINE('-----');
  -- Get source information
  DBMS_OUTPUT.PUT_LINE(obj.getSource());
  -- Import data
  obj.import(ctx);
  -- Check size
  DBMS_OUTPUT.PUT_LINE('Length is ' || obj.getContentLength());
  UPDATE pm.online_media p SET p.product_photo = obj WHERE p.product_id = 3515;
  COMMIT;
END;
/
```

## importFrom( )

### Format

```
importFrom(ctx          IN OUT RAW,  
           source_type  IN VARCHAR2,  
           source_location IN VARCHAR2,  
           source_name  IN VARCHAR2);
```

### Description

Transfers image data from the specified external image data source to the `source.localData` attribute (of the embedded `ORDSource` object) within the database.

### Parameters

**ctx**

The source plug-in context information. This should be allocated and initialized to `NULL`. If you are using a user-defined source plug-in, call the `openSource( )` method. See [Section 5.2](#) for more information.

**source\_type**

The type of the source image data.

**source\_location**

The location from which the source image data is to be imported.

**source\_name**

The name of the source image data.

### Usage Notes

This method is similar to the `import( )` method except the source information is specified as parameters to the method instead of separately.

You must ensure that the directory exists or is created before you use this method with a `source_type` parameter value of "file".

After importing data from an external image data source to a local source (within Oracle Database), the source information (that is, pointing to the source from where the data was imported) is set to the input values.

Invoking this method implicitly calls the `setUpdateTime( )` and `setLocal( )` methods.

If the file format of the imported image is not previously set to a string beginning with "OTHER", the `setProperty( )` method is also called. Set the file format to a string preceded by "OTHER" for foreign image formats; calling the `setProperty( )` for foreign images method does this for you.

This method is invoked at the `ORDSource` level, which uses the PL/SQL `UTL_HTTP` package to import media data from an HTTP data source. You can use environment variables to specify the proxy behavior of the `UTL_HTTP` package. For example, on Linux and UNIX, setting the environment variable `http_proxy` to a URL specifies that the `UTL_HTTP` package will use that URL as the proxy server for HTTP requests. Setting the `no_proxy` environment variable to a domain name specifies that the HTTP proxy server will not be used for URLs in the specified domain.

See *Oracle Database PL/SQL Packages and Types Reference* for more information about the UTL\_HTTP PL/SQL package.

## Pragmas

None.

## Exceptions

ORDImageExceptions.NULL\_SOURCE

This exception is raised when the value of the ORDImage.source attribute is NULL.

ORDSourceExceptions.METHOD\_NOT\_SUPPORTED

This exception is raised if you call the importFrom( ) method and this method is not supported by the source plug-in being used.

See [Appendix H](#) for more information about these exceptions.

## Examples

Import image data from the specified external data source into the local source:

```

DECLARE
  obj ORDSYS.ORDImage;
  ctx RAW(64) :=NULL;
BEGIN
  SELECT p.product_photo INTO obj FROM pm.online_media p
     WHERE p.product_id = 3501 FOR UPDATE;
  -- set source to a file
  -- import data
  obj.importFrom(ctx, 'file', 'FILE_DIR', 'speaker.jpg');
  -- check size
  DBMS_OUTPUT.PUT_LINE('Length is ' || obj.getContentLength());
  DBMS_OUTPUT.PUT_LINE('Source is ' || obj.getSource());
  UPDATE pm.online_media p SET p.product_photo = obj WHERE p.product_id = 3501;
  COMMIT;
END;
/

```

## process( )

### Format

```
process(command IN VARCHAR2);
```

### Description

Performs one or more image processing operations on a BLOB, writing the image back onto itself.

### Parameters

**command**

A list of image processing operations to perform on the image.

### Usage Notes

There is no implicit `import( )` or `importFrom( )` call performed when you call this method; if data is external, you must first call the `import( )` or `importFrom( )` method to make the data local before you can process it.

Implicit `setProperty( )`, `setUpdateTime( )`, and `setMimeType( )` methods are done after the `process( )` method is called.

You can change one or more of the image attributes shown in [Table 5–1](#).

**Table 5–1 Image Processing Operators**

Operator Name	Usage	Values
<code>compressionFormat</code>	Forces output to the specified compression format if it is supported by the output file format. (See <a href="#">Section D.2.3</a> .)	JPEG, SUNRLE, BMPRLE, TARGARLE, LZW, LZWHDIFF, FAX3, FAX4, HUFFMAN3, PACKBITS, GIFLZW, ASCII, RAW, DEFLATE, NONE
<code>compressionQuality</code>	Determines the quality of lossy compression; for use with JPEG only. (See <a href="#">Section D.2.4</a> .)	MAXCOMPRATIO, MAXINTEGRITY, LOWCOMP, MEDCOMP, HIGHCOMP, or an integer value between 0 and 100.
<code>contentFormat</code>	Determines the format of the image content. (See <a href="#">Section D.2.2</a> .)	See <a href="#">Section D.2.2</a> for values.
<code>contrast</code>	Adjusts image contrast. (See <a href="#">Section D.3.1</a> .) <sup>1</sup>	nonnegative FLOAT <sup>2</sup> , nonnegative FLOAT FLOAT FLOAT <sup>3</sup> , nonnegative FLOAT FLOAT <sup>4</sup> , nonnegative FLOAT FLOAT FLOAT FLOAT FLOAT <sup>5</sup>
<code>cut</code>	Defines a window to cut or crop (origin.x origin.y width height); first pixel in x or y is 0 (zero); must define a window inside image. (See <a href="#">Section D.3.2</a> .)	nonnegative INTEGER INTEGER INTEGER INTEGER maximum value is 2147483648
<code>fileFormat</code>	Forces the output to specified file format. (See <a href="#">Section D.2.1</a> .)	BMPE, CALS, GIFF, JFIF, PBME, PGME, PICT, PNGE, PNME, PPMF, RASE, RPIX, TGAF, TIFF, WBMP

**Table 5–1 (Cont.) Image Processing Operators**

Operator Name	Usage	Values
fixedScale	Scales an image to a specified size in pixels (width, height); may not be combined with other scale operators. (See <a href="#">Section D.3.9.1.</a> )	positive INTEGER INTEGER
flip	Places the scanlines of an image in inverse order -- swapped top to bottom. (See <a href="#">Section D.3.3.</a> )	No arguments
gamma	Adjusts gamma (brightness) of an image. (See <a href="#">Section D.3.4.</a> ) <sup>6</sup>	positive FLOAT <sup>7</sup> positive FLOAT FLOAT FLOAT <sup>8</sup>
maxScale	Scales an image to a specified size in pixels (width, height), while maintaining the aspect ratio; may not be combined with other scale operators. (See <a href="#">Section D.3.9.2.</a> )	positive INTEGER INTEGER
mirror	Places columns of an image in reverse order -- swapped left to right. (See <a href="#">Section D.3.5.</a> )	No arguments
page	Selects a page from a multipage file; for use with TIFF only; first page is 0 (zero). (See <a href="#">Section D.3.6.</a> )	nonnegative INTEGER
quantize	Specifies how image quantization is to be performed when reducing image bit depth. (See <a href="#">Section D.3.7.</a> )	ERRORDIFFUSION (default), ORDEREDDITHER, THRESHOLD, MEDIANCUT
rotate	Rotates an image within the image plane by the angle specified. (See <a href="#">Section D.3.8.</a> ) <sup>9</sup>	FLOAT
scale	Uniformly scales an image by a given factor (for example, 0.5 or 2.0); may not be combined with other scale operators. (See <a href="#">Section D.3.9.3.</a> ) <sup>10</sup>	positive FLOAT

**Table 5–1 (Cont.) Image Processing Operators**

Operator Name	Usage	Values
tiled	Forces output image to be tiled; for use with TIFF only. (See <a href="#">Section D.3.10.</a> )	No arguments
xScale	Scales an image on the X-axis by a given factor (default is 1); image is non-uniformly scaled; may be combined only with the yScale operator; may not be combined with any other scale operators. (See <a href="#">Section D.3.9.4.</a> ) <sup>11</sup>	positive FLOAT
yScale	Scales the image on the Y-axis scale by a given factor (default is 1); non-uniformly scales image; may only be combined with the xScale operator; may not be combined with any other scale operators. (See <a href="#">Section D.3.9.5.</a> ) <sup>12</sup>	positive FLOAT

<sup>1</sup> Enclose floating-point arguments with double quotation marks to ensure correct Globalization Support interpretation.

<sup>2</sup> Specifies the percent contrast enhancement to be applied to all bands (GRAY or RGB)

<sup>3</sup> Specifies the percent contrast enhancement to be applied to each band (RGB only)

<sup>4</sup> Specifies the bounds for contrast enhancement to be applied to all bands (GRAY or RGB)

<sup>5</sup> Specifies the bounds for contrast enhancement to be applied to each band (RGB only)

<sup>6</sup> Enclose floating-point arguments with double quotation marks to ensure correct Globalization Support interpretation.

<sup>7</sup> Specifies a gamma value to be applied to all bands (GRAY or RGB)

<sup>8</sup> Specifies separate gamma values to be applied to each band (RGB only)

<sup>9</sup> Enclose floating-point arguments with double quotation marks to ensure correct Globalization Support interpretation.

<sup>10</sup> Enclose floating-point arguments with double quotation marks to ensure correct Globalization Support interpretation.

<sup>11</sup> Enclose floating-point arguments with double quotation marks to ensure correct Globalization Support interpretation.

<sup>12</sup> Enclose floating-point arguments with double quotation marks to ensure correct Globalization Support interpretation.

---

**Note:** To ensure that floating-point values are interpreted according to the NLS\_TERRITORY setting for the session, surround the value with double quotation marks (" "). For example, use 'scale="0.7"' in the AMERICAN territory, and 'scale="0,7"' in the FRENCH territory.

---

[Table 5–2](#) shows additional changes that can be made only to raw pixel and foreign images.



**Table 5–2 Additional Image Processing Operators for Raw Pixel and Foreign Images**

Operator Name	Usage	Values
channelOrder	Indicates the relative position of the red, green, and blue channels (bands) within the image; changes order of output channels. Only for RPIX. (See <a href="#">Section D.4.1</a> .)	RGB (default), RBG, GRB, GBR, BRG, BGR
inputChannels	For multiband images, specifies either one (grayscale) or three integers indicating which channels to assign to red (first), green (second), and blue (third). Note that this operator affects the source image, not the destination; RPIX only. (See <a href="#">Section D.4.4</a> .)	positive INTEGER, <sup>1</sup> positive INTEGER INTEGER INTEGER <sup>2</sup>
pixelOrder	Forces pixel direction. If NORMAL, then the leftmost pixel appears first in the image. RPIX only. (See <a href="#">Section D.4.2</a> .)	NORMAL (default), REVERSE
scanlineOrder	Forces scanline direction. If NORMAL, then the top scanline appears first in the image. RPIX and BMPF only. (See <a href="#">Section D.4.3</a> .)	NORMAL (default), INVERSE

<sup>1</sup> Specifies that a single band is to be selected from the input image and that band will be used to create a grayscale output image

<sup>2</sup> Specifies that three bands are to be selected from the input image and those bands will specify the red, green, and blue bands of an RGB output image

See [Appendix D](#) for more information about process() method operators.

## Pragmas

None.

## Exceptions

ORDImageExceptions.DATA\_NOT\_LOCAL

This exception is raised if you call the process() method and the data is not local (the source.local attribute is 0).

ORDImageExceptions.NULL\_SOURCE

This exception is raised when the value of the ORDImage.source attribute is NULL.

See [Appendix H](#) for more information about these exceptions.

## Examples

### Example 1:

Change the file format of image1 to GIFF:

```
DECLARE
  obj ORDSYS.ORDImage;
BEGIN
  SELECT product_photo INTO obj FROM pm.online_media
     WHERE product_id = 3515 FOR UPDATE;
  obj.process('fileFormat=GIFF');
  -- Update
  UPDATE pm.online_media SET product_photo = obj WHERE product_id = 3515;
```

```

-- Roll back to keep original format of image:
ROLLBACK;
EXCEPTION
  WHEN ORDSYS.ORDImageExceptions.DATA_NOT_LOCAL THEN
    DBMS_OUTPUT.PUT_LINE('Data is not local');
END;
/

```

**Example 2:**

Change image1 to use a compression format of JPEG with MAXCOMPRATIO and double the length of the image along the X-axis:

```

DECLARE
  obj ORDSYS.ORDImage;
BEGIN
  SELECT product_photo INTO obj FROM pm.online_media
  WHERE product_id = 3515 FOR UPDATE;
  obj.process(
    'compressionFormat=JPEG,compressionQuality=MAXCOMPRATIO, xScale="2.0"');
  -- Update:
  UPDATE pm.online_media SET product_photo = obj WHERE product_id = 3515;
  -- Roll back to keep original format of image:
  ROLLBACK;
  EXCEPTION
  WHEN ORDSYS.ORDImageExceptions.DATA_NOT_LOCAL THEN
    DBMS_OUTPUT.PUT_LINE('Data is not local');
END;
/

```

---



---

**Note:** Changing the length on only one axis (for example, xScale=2.0) does not affect the length on the other axis, and would result in image distortion. Also, only the xScale and yScale parameters can be combined in a single scale operation. Any other combinations of scale operators result in an error.

---



---

**Example 3:**

Create a thumbnail image:

The maxScale and fixedScale operators are especially useful for creating thumbnail images from various-sized originals. The following example creates, at most, a 32-by-32 pixel thumbnail image, preserving the original aspect ratio.

```

DECLARE
  obj ORDSYS.ORDImage;
BEGIN
  SELECT product_photo INTO obj FROM pm.online_media
  WHERE product_id = 3515 FOR UPDATE;
  obj.process('maxScale=32 32');
  UPDATE pm.online_media p SET product_thumbnail = obj
  WHERE product_id = 3515;
  COMMIT;
  EXCEPTION
  WHEN ORDSYS.ORDImageExceptions.DATA_NOT_LOCAL THEN
    DBMS_OUTPUT.PUT_LINE('Data is not local');
END;
/

```

**Example 4:**

Change the format to TIFF and the content format to 8BIT, BIP pixel layout, LUT interpretation, and RGB color space:

```
DECLARE
  obj ORDSYS.ORDImage;
BEGIN
  SELECT product_photo INTO obj FROM pm.online_media
     WHERE product_id = 3515 FOR UPDATE;
  obj.process('fileFormat=TIFF, contentFormat=8BITBIPLUTRGB');
  UPDATE pm.online_media SET product_photo = obj WHERE product_id = 3515;
  -- Roll back to keep original format of image:
  ROLLBACK;
  EXCEPTION
    WHEN ORDSYS.ORDImageExceptions.DATA_NOT_LOCAL THEN
      DBMS_OUTPUT.PUT_LINE('Data is not local');
END;
/
```

## processCopy( )

### Format

```
processCopy(command IN VARCHAR2,  
            dest IN OUT ORDIImage);
```

### Description

Copies an image stored internally or externally to another image stored internally in the source.LocalData attribute (of the embedded ORDSource object) and performs one or more image processing operations on the copy.

### Parameters

**command**

A list of image processing changes to make for the image in the new copy.

**dest**

The destination of the new image.

### Usage Notes

You cannot specify the same ORDIImage as both the source and destination.

Calling this method processes the image into the destination BLOB from any source (local or external).

Implicit setProperties( ), setUpdateTime( ), and setMimeType( ) methods are applied on the destination image after the processCopy( ) method is called.

See [process\( \)](#), specifically [Table 5-1](#) and [Table 5-2](#), for information about image processing operators.

See [Appendix D](#) for more information about processCopy( ) method operators.

### Pragmas

None.

### Exceptions

**ORDImageExceptions.DATA\_NOT\_LOCAL**

This exception is raised if you call the processCopy( ) method and the destination image source.local attribute value is 0 or the destination source.localData attribute is not initialized.

**ORDImageExceptions.NULL\_DESTINATION**

This exception is raised if you call the processCopy( ) method and the destination image is NULL.

**ORDImageExceptions.NULL\_LOCAL\_DATA**

This exception is raised if you call the processCopy( ) method and the destination image source.localData attribute value is NULL. This exception is also raised if you call the processCopy( ) method and the source image source.local attribute value is 1 or NULL, and the source.localData attribute value is NULL.

**ORDImageExceptions.NULL\_SOURCE**

This exception is raised when the value of the `ORDImage.source` attribute is `NULL`. See [Appendix H](#) for more information about these exceptions.

## Examples

Generate a thumbnail image from a source image:

```
DECLARE
  obj_1 ORDSYS.ORDImage;
  obj_2 ORDSYS.ORDImage;

BEGIN
  SELECT product_photo, product_thumbnail INTO obj_1, obj_2
  FROM pm.online_media
  WHERE product_id = 3515 FOR UPDATE;
  obj_1.processCopy('maxScale=32 32', obj_2);
  UPDATE pm.online_media SET product_thumbnail = obj_2
  WHERE product_id=3515;
  COMMIT;
EXCEPTION
  WHEN ORDSYS.ORDImageExceptions.NULL_DESTINATION THEN
    DBMS_OUTPUT.PUT_LINE('The destination is null');
  WHEN ORDSYS.ORDImageExceptions.DATA_NOT_LOCAL THEN
    DBMS_OUTPUT.PUT_LINE('Data is not local');
  WHEN ORDSYS.ORDImageExceptions.NULL_LOCAL_DATA THEN
    DBMS_OUTPUT.PUT_LINE('dest.source.localData attribute is null');
  COMMIT;
END;
/
```

## putMetadata( )

### Format

```
putMetadata(xmlData      IN NOCOPY XMLType,  
            metadataType IN VARCHAR2 DEFAULT 'XMP'  
            encoding     IN VARCHAR2 DEFAULT 'UTF-8');
```

### Description

Accepts a schema valid XML document and creates a binary packet suitable for embedding in the target image file format. The packet is encoded according to the value of the encoding parameter. If the value of the metadataType parameter is XMP, a new XMP packet is written to the image, replacing any existing XMP packets.

### Parameters

#### **xmlData**

The XMLType that contains a schema valid XML document for the indicated metadataType. If the value of the metadataType parameter is XMP, the root element should contain a well-formed RDF document.

#### **metadataType**

A string that specifies the type of metadata to write. The valid value is XMP; it is also the default.

#### **encoding**

The character encoding to be used in the image file. Valid values are UTF-8, UTF-16, UTF-16BE, and UTF-16LE. The default is UTF-8.

### Usage Notes

The binary metadata packet generated from the same xmlData input may have different sizes for different encodings. Different image file formats support different encodings, and may restrict the binary metadata packet size. The following are the restrictions of the supported image formats:

- GIF89a supports UTF-8 encoding only.
- JPEG requires a binary packet size of less than 65502 bytes.
- TIFF requires a binary packet size of less than 4 gigabytes.

See *Oracle Multimedia User's Guide* for more information about the metadata feature.

### Pragmas

None.

### Exceptions

ORDImageExceptions.DATA\_NOT\_LOCAL

This exception is raised when the data is not local (the source.local attribute is 0.)

ORDImageExceptions.NULL\_LOCAL\_DATA

This exception is raised when source.localData is NULL.

ORDImageExceptions.NULL\_SOURCE

This exception is raised when the value of the ORDImage.source attribute is NULL.

See [Appendix H](#) for more information about these exceptions.

## Examples

```

DECLARE
    image      ORDSYS.ORDImage;
    xmlData    XMLType;
BEGIN
    SELECT product_photo
    INTO image
    FROM pm.online_media
    WHERE product_id = 3106 FOR UPDATE;

    xmlData := xmltype(
        '<xmpMetadata xmlns="http://xmlns.oracle.com/ord/meta/xmp">' ||
        '<rdf:RDF xmlns:rdf="http://www.w3.org/1999/02/22-rdf-syntax-ns#" ' ||
        '  xmlns:dc="http://purl.org/dc/elements/1.1/">' ||
        '<dc:rights>' ||
        '  <rdf:Alt>' ||
        '    <rdf:li xml:lang="en-us">' ||
        '      Oracle Corporation' ||
        '    </rdf:li>' ||
        '  </rdf:Alt>' ||
        '</dc:rights>' ||
        '</rdf:RDF>' ||
        '</xmpMetadata>', 'http://xmlns.oracle.com/ord/meta/xmp');

    image.putMetadata(xmlData, 'xmp', 'utf-8');

    UPDATE pm.online_media
    SET product_photo = image
    WHERE product_id=3106;
    COMMIT;

    EXCEPTION
    WHEN ORDSYS.ORDImageExceptions.DATA_NOT_LOCAL THEN
        DBMS_OUTPUT.PUT_LINE('Data is not local');
    WHEN ORDSYS.ORDImageExceptions.NULL_LOCAL_DATA THEN
        DBMS_OUTPUT.PUT_LINE('source.localData attribute is null');
    WHEN ORDSYS.ORDImageExceptions.NULL_SOURCE THEN
        DBMS_OUTPUT.PUT_LINE('source is null');
    WHEN OTHERS THEN
        RAISE;
    END;
/

```

## setProperties()

### Format

```
setProperties();
```

### Description

Reads the image data to get the values of the object attributes, then stores them into the appropriate attribute fields. The image data can be stored in the database the `source.localData` attribute, or externally in a BFILE or URL. If the data is stored externally in anything other than a BFILE, the data is read into a temporary BLOB in order to determine the image characteristics.

This method should not be called for foreign images. Use the [setProperties\(\)](#) for [foreign images](#) method instead.

### Parameters

None.

### Usage Notes

After you have copied, stored, or processed a native format image, call this method to set the current characteristics of the new content, except when this method is called implicitly.

This method sets the following information about an image:

- Height in pixels
- Width in pixels
- Data size of the image on disk, in bytes
- File type (TIFF, JFIF, and so forth)
- Image type (monochrome and so forth)
- Compression type (JPEG, LZW, and so forth)
- MIME type (generated based on file format)

Calling this method implicitly calls the `setUpdateTime()` and the `setMimeType()` methods.

### Pragmas

None.

### Exceptions

`ORDImageExceptions.NULL_LOCAL_DATA`

This exception is raised if you call the `setProperties()` method and the `source.local` attribute value is 1 or NULL and the `source.localData` attribute value is NULL.

`ORDImageExceptions.NULL_SOURCE`

This exception is raised when the value of the `ORDImage.source` attribute is NULL.

See [Appendix H](#) for more information about these exceptions.



## Examples

Select the image, and then set the attributes using the `setProperty()` method:

```
DECLARE
  image ORDSYS.ORDImage;
BEGIN
  SELECT p.product_photo INTO image FROM pm.online_media p
     WHERE p.product_id = 3515 FOR UPDATE;
  -- set property attributes for the image data
  image.setProperty();
  DBMS_OUTPUT.PUT_LINE('image width = ' || image.getWidth());
  DBMS_OUTPUT.PUT_LINE('image height = ' || image.getHeight());
  DBMS_OUTPUT.PUT_LINE('image size = ' || image.getContentLength());
  DBMS_OUTPUT.PUT_LINE('image file type = ' || image.getFileFormat());
  DBMS_OUTPUT.PUT_LINE('image type = ' || image.getContentType());
  DBMS_OUTPUT.PUT_LINE('image compression = ' || image.getCompressionFormat());
  DBMS_OUTPUT.PUT_LINE('image mime type = ' || image.getMimeType());
  UPDATE pm.online_media p SET p.product_photo = image
     WHERE p.product_id = 3515;
  COMMIT;
END;
/
```

## setProperty( ) for foreign images

### Format

```
setProperty(description IN VARCHAR2);
```

### Description

Lets you write the characteristics of certain foreign images whose format is not natively understood by Oracle Multimedia into the appropriate attribute fields.

### Parameters

**description**

The image characteristics to set for the foreign image.

### Usage Notes

---

---

**Note:** Once you have set the properties for a foreign image, it is up to you to keep the properties consistent. If Oracle Multimedia detects an unknown file format, it will not implicitly set the properties.

---

---

See [Appendix E](#) for information about when to use foreign image support. Only some formats that are not natively understood can be described using this setProperty( ) method.

After you have copied, stored, or processed a foreign image, call this method to set the characteristics of the new image content. Unlike the native image types described in [Appendix B](#), foreign images either do not contain information about how to interpret the bits in the file or, Oracle Multimedia does not understand the information. In this case, you must set the information explicitly.

You can set the image characteristics for foreign images as described in [Table 5-3](#).

**Table 5–3 Image Characteristics for Foreign Files**

Field	Data Type	Description
CompressionFormat	STRING	Specifies the compression format value. Valid values are: CCITTG3, CCITTG4, or NONE (default).
DataOffset	INTEGER	Specifies an offset (from the beginning of the file to the start of the image data) that Oracle Multimedia does not try to interpret. Set the offset to skip any potential header. The value must be a nonnegative integer less than the LOB length. Default is zero.
DefaultChannelSelection	INTEGER or INTEGER, INTEGER, INTEGER	<p>Specifies which bands in a multiband image will be interpreted as color channels when the image is read or processed. If a single integer is specified, the image will be treated as a grayscale image consisting of the data in the specified band only. If three integers are specified, the image will be treated as an RGB image, using the first specified band as the red channel, the second as the green channel, and the third as the blue channel. The first band in the image is numbered 1. The band specifications must be equal to or lower than the number of bands in the image.</p> <p>For example:</p> <ul style="list-style-type: none"> <li>■ Specify "DefaultChannelSelection = 1" to cause the first band of the image to be interpreted as a grayscale image.</li> <li>■ Specify "DefaultChannelSelection = 4" to cause the fourth band of the image to be interpreted as a grayscale image.</li> <li>■ Specify "DefaultChannelSelection = 1, 2, 3" to cause the image to be interpreted as RGB using the first three bands of the image as red, green and blue channels.</li> <li>■ Specify "DefaultChannelSelection = 3, 1, 4" to cause the image to be interpreted as RGB using the third, first, and fourth bands of the image as the red, green and blue channels.</li> </ul>
Height	INTEGER	Specifies the height of the image in pixels. Value must be a positive integer. There is no default, thus a value must be specified.
Interleaving	STRING	<p>Specifies the band layout within the image. Valid styles are:</p> <ul style="list-style-type: none"> <li>■ BIP (default) Band Interleaved by Pixel</li> <li>■ BIL Band Interleaved by Line</li> <li>■ BSQ Band Sequential</li> </ul>
NumberOfBands	INTEGER	Specifies the number of color bands in the image with a value that is a positive integer less than 255. Default is 3.
PixelOrder	STRING	Specifies a string to indicate the pixel order. If the string is NORMAL (default), the leftmost pixel appears first in the file. If the string is REVERSE, the rightmost pixel appears first.
ScanlineOrder	STRING	Specifies a string to indicate the scanline order. If the string is NORMAL (default), the top scanline appears first in the file. If the string is INVERSE, then the bottom scanline appears first.
UserString	STRING	Specifies a 4-character descriptive string. If used, the string is stored in the fileFormat attribute, appended to the user string "OTHER:". Default is blank and fileFormat is set to "OTHER".
Width	INTEGER	Specifies the width of the image in pixels. Value must be a positive integer. There is no default, thus a value must be specified.
MimeType	STRING	Specifies a MIME type, such as img/gif.

The values supplied to the `setProperties()` for foreign images method are written to the existing `ORDImage` data attributes. The `fileFormat` attribute is set to `OTHER` and includes the user string, if supplied; for example, `OTHER: LANDSAT`.

## Pragmas

None.

## Exceptions

ORDImageExceptions.NULL\_PROPERTIES\_DESCRIPTION

This exception is raised if you call the setProperties() for foreign images method and the description parameter value is NULL.

See [Appendix H](#) for more information about this exception.

## Examples

Select the foreign image, and then set the properties for the image:

```
DECLARE
    obj ORDSYS.ORDImage;
BEGIN
    SELECT p.product_photo INTO obj FROM pm.online_media p
        WHERE p.product_id = 3501 FOR UPDATE;
    -- Set property attributes for the image data:
    obj.setProperties('width=123 height=321 compressionFormat=NONE' ||
        ' userString= LANDSTAT dataOffset=128' ||
        ' scanlineOrder=INVERSE pixelOrder=REVERSE' ||
        ' interleaving=BIL numberOfBands=1' ||
        ' defaultChannelSelection=1');
    UPDATE pm.online_media SET product_photo = obj
        WHERE product_id=3501;
    COMMIT;
END;
/
```

Oracle Multimedia contains the following information about the ORDVideo object type:

- [ORDVideo Object Type](#) on page 6-3
- [ORDVideo Constructors](#) on page 6-7
- [ORDVideo Methods](#) on page 6-11

## 6.1 ORDVideo Object Examples

The examples in this chapter use the ONLINE\_MEDIA table in the Product Media sample schema. To replicate the examples on your own computer, you should begin with the examples shown in the reference pages for the ORDVideo constructors and the import() and importFrom() methods. Substitute video files you have for the ones shown in the examples. In addition, for a user ron to use the examples, the following statements must be issued before ron executes the examples, where /mydir/work is the directory where ron will find the video data:

```
CONNECT /as sysdba
CREATE OR REPLACE DIRECTORY FILE_DIR as '/mydir/work';
GRANT READ ON DIRECTORY FILE_DIR TO 'ron';
```

See *Oracle Database Sample Schemas* for information about the sample schemas.

---

---

**Note:** If you manipulate the video data itself (by either directly modifying the BLOB or changing the external source), then you must ensure that the object attributes stay synchronized and the update time is modified; otherwise, the object attributes will not match the video data.

---

---

## 6.2 Important Notes

Methods invoked at the ORDSrc level that are handed off to the source plug-in for processing have ctx (RAW) as the first argument. Before calling any of these methods for the first time, the client should allocate the ctx structure, initialize it to NULL, and invoke the openSource() method. At this point, the source plug-in can initialize context for this client. When processing is complete, the client should invoke the closeSource() method.

Methods invoked from a source plug-in call have the first argument as ctx (RAW).

Methods invoked at the ORVideo level that are handed off to the format plug-in for processing have ctx (RAW) as the first argument. Before calling any of these methods for the first time, the client should allocate the ctx structure and initialize it to NULL.

---

---

**Note:** In the current release, none of the plug-ins provided by Oracle and not all source or format plug-ins will use the ctx argument, but if you code as previously described, your application should work with current or future source or format plug-ins.

---

---

You should use any of the individual set methods to set the attribute value for an object for formats not natively supported; otherwise, for formats natively supported, use the setProperties( ) method to populate the attributes of the object or write a format plug-in.

## ORDVideo Object Type

The ORDVideo object type supports the storage and management of video data. This object type is defined as follows in the `ordvspec.sql` file:

```
CREATE OR REPLACE TYPE ORDVideo
AS OBJECT
(
  -- ATTRIBUTES
  description      VARCHAR2(4000),
  source           ORDSource,
  format           VARCHAR2(31),
  mimeType         VARCHAR2(4000),
  comments         CLOB,
  -- VIDEO RELATED ATTRIBUTES
  width            INTEGER,
  height           INTEGER,
  frameResolution INTEGER,
  frameRate        INTEGER,
  videoDuration   INTEGER,
  numberOfFrames  INTEGER,
  compressionType VARCHAR2(4000),
  numberOfColors  INTEGER,
  bitRate          INTEGER,

  -- METHODS
  -- CONSTRUCTORS
  --
  STATIC FUNCTION init( ) RETURN ORDVideo,
  STATIC FUNCTION init(srcType      IN VARCHAR2,
                       srcLocation  IN VARCHAR2,
                       srcName      IN VARCHAR2) RETURN ORDVideo,
  --
  -- Methods associated with the date attribute
  MEMBER FUNCTION getUpdateTime RETURN DATE,
  PRAGMA RESTRICT_REFERENCES(getUpdateTime, WNDS, WNPS, RNDS, RNPS),
  MEMBER PROCEDURE setUpdateTime(current_time DATE),
  --
  -- Methods associated with the description attribute
  MEMBER PROCEDURE setDescription(user_description IN VARCHAR2),
  MEMBER FUNCTION getDescription RETURN VARCHAR2,
  PRAGMA RESTRICT_REFERENCES(getDescription, WNDS, WNPS, RNDS, RNPS),
  --
  -- Methods associated with the mimeType attribute
  MEMBER FUNCTION getMimeType RETURN VARCHAR2,
  PRAGMA RESTRICT_REFERENCES(getMimeType, WNDS, WNPS, RNDS, RNPS),
  MEMBER PROCEDURE setMimeType(mime IN VARCHAR2),
  --
  -- Methods associated with the source attribute
  MEMBER FUNCTION processSourceCommand(
                                     ctx      IN OUT RAW,
                                     cmd      IN VARCHAR2,
                                     arguments IN VARCHAR2,
                                     result   OUT RAW)
                                     RETURN RAW,
  --
  MEMBER FUNCTION getSourceObject RETURN ORDSource,
  PRAGMA RESTRICT_REFERENCES(getSourceObject, WNDS, WNPS, RNDS, RNPS),
```

```

--
MEMBER FUNCTION isLocal RETURN BOOLEAN,
PRAGMA RESTRICT_REFERENCES(isLocal, WNDS, WNPS, RNDS, RNPS),
MEMBER PROCEDURE setLocal( ),
MEMBER PROCEDURE clearLocal( ),
MEMBER PROCEDURE setSource(source_type      IN VARCHAR2,
                           source_location  IN VARCHAR2,
                           source_name      IN VARCHAR2),
MEMBER FUNCTION getSource RETURN VARCHAR2,
PRAGMA RESTRICT_REFERENCES(getSource, WNDS, WNPS, RNDS, RNPS),
--
MEMBER FUNCTION getSourceType RETURN VARCHAR2,
PRAGMA RESTRICT_REFERENCES(getSourceType, WNDS, WNPS, RNDS, RNPS),
--
MEMBER FUNCTION getSourceLocation RETURN VARCHAR2,
PRAGMA RESTRICT_REFERENCES(getSourceLocation, WNDS, WNPS, RNDS, RNPS),
--
MEMBER FUNCTION getSourceName RETURN VARCHAR2,
PRAGMA RESTRICT_REFERENCES(getSourceName, WNDS, WNPS, RNDS, RNPS),
--
MEMBER PROCEDURE import(ctx IN OUT RAW),
MEMBER PROCEDURE importFrom(ctx          IN OUT RAW,
                             source_type  IN VARCHAR2,
                             source_location IN VARCHAR2,
                             source_name   IN VARCHAR2),
--
MEMBER PROCEDURE export(ctx          IN OUT RAW,
                        source_type  IN VARCHAR2,
                        source_location IN VARCHAR2,
                        source_name   IN VARCHAR2),
--
MEMBER FUNCTION getContentLength RETURN INTEGER,
--
MEMBER FUNCTION getContentLength(ctx IN OUT RAW) RETURN INTEGER,
--
MEMBER PROCEDURE getContentInLob(ctx          IN OUT RAW,
                                 dest_lob    IN OUT NOCOPY BLOB,
                                 mimeType     OUT VARCHAR2,
                                 format       OUT VARCHAR2),
--
MEMBER FUNCTION getContent RETURN BLOB,
PRAGMA RESTRICT_REFERENCES(getContent, WNDS, WNPS, RNDS, RNPS),
--
MEMBER PROCEDURE deleteContent( ),
--
-- Methods associated with file operations on the source
MEMBER FUNCTION openSource(userArg IN RAW, ctx OUT RAW) RETURN INTEGER,
--
MEMBER FUNCTION closeSource(ctx IN OUT RAW) RETURN INTEGER,
--
MEMBER FUNCTION trimSource(ctx          IN OUT RAW,
                           newlen      IN INTEGER) RETURN INTEGER,
--
MEMBER PROCEDURE readFromSource(ctx          IN OUT RAW,
                                startPos    IN INTEGER,
                                numBytes    IN OUT INTEGER,
                                buffer      OUT RAW),
--
MEMBER PROCEDURE writeToSource(ctx          IN OUT RAW,
                               startPos    IN INTEGER,

```



```

                                numBytes IN OUT INTEGER,
                                buffer   IN RAW),
--
-- Methods associated with the video attributes accessors
MEMBER PROCEDURE setFormat(knownFormat IN VARCHAR2),
MEMBER FUNCTION getFormat RETURN VARCHAR2,
PRAGMA RESTRICT_REFERENCES(getFormat, WNDS, WNPS, RNDS, RNPS),
--
MEMBER PROCEDURE setFrameSize(knownWidth IN INTEGER, knownHeight IN INTEGER),
MEMBER PROCEDURE setFrameSize(retWidth OUT INTEGER, retHeight OUT INTEGER),
PRAGMA RESTRICT_REFERENCES(getFrameSize, WNDS, WNPS, RNDS, RNPS),
--
MEMBER PROCEDURE setFrameResolution(knownFrameResolution IN INTEGER),
MEMBER FUNCTION getFrameResolution RETURN INTEGER,
PRAGMA RESTRICT_REFERENCES(getFrameResolution, WNDS, WNPS, RNDS, RNPS),
--
MEMBER PROCEDURE setFrameRate(knownFrameRate IN INTEGER),
MEMBER FUNCTION getFrameRate RETURN INTEGER,
PRAGMA RESTRICT_REFERENCES(getFrameRate, WNDS, WNPS, RNDS, RNPS),
--
MEMBER PROCEDURE setVideoDuration(knownVideoDuration IN INTEGER),
MEMBER FUNCTION getVideoDuration RETURN INTEGER,
PRAGMA RESTRICT_REFERENCES(getVideoDuration, WNDS, WNPS, RNDS, RNPS),
--
MEMBER PROCEDURE setNumberOfFrames(knownNumberOfFrames IN INTEGER),
MEMBER FUNCTION getNumberOfFrames RETURN INTEGER,
PRAGMA RESTRICT_REFERENCES(getNumberOfFrames, WNDS, WNPS, RNDS, RNPS),
--
MEMBER PROCEDURE setCompressionType(knownCompressionType IN VARCHAR2),
MEMBER FUNCTION getCompressionType RETURN VARCHAR2,
PRAGMA RESTRICT_REFERENCES(getCompressionType, WNDS, WNPS, RNDS, RNPS),
--
MEMBER PROCEDURE setNumberOfColors(knownNumberOfColors IN INTEGER),
MEMBER FUNCTION getNumberOfColors RETURN INTEGER,
PRAGMA RESTRICT_REFERENCES(getNumberOfColors, WNDS, WNPS, RNDS, RNPS),
--
MEMBER PROCEDURE setBitRate(knownBitRate IN INTEGER),
MEMBER FUNCTION getBitRate RETURN INTEGER,
PRAGMA RESTRICT_REFERENCES(getBitRate, WNDS, WNPS, RNDS, RNPS),
--
MEMBER FUNCTION getBFILE RETURN BFILE,
PRAGMA RESTRICT_REFERENCES(getBFILE, WNDS, WNPS, RNDS, RNPS),
--
MEMBER PROCEDURE setKnownAttributes(knownFormat IN VARCHAR2,
                                    knownWidth IN INTEGER,
                                    knownHeight IN INTEGER,
                                    knownFrameResolution IN INTEGER,
                                    knownFrameRate IN INTEGER,
                                    knownVideoDuration IN INTEGER,
                                    knownNumberOfFrames IN INTEGER,
                                    knownCompressionType IN VARCHAR2,
                                    knownNumberOfColors IN INTEGER,
                                    knownBitRate IN INTEGER),
--
-- Methods associated with setting all the properties
MEMBER PROCEDURE setProperties(SELF IN OUT NOCOPY ORDVideo, ctx IN OUT RAW),
MEMBER PROCEDURE setProperties(ctx          IN OUT RAW,
                               setComments IN BOOLEAN),
MEMBER FUNCTION checkProperties(ctx IN OUT RAW) RETURN BOOLEAN,
--

```

```
MEMBER FUNCTION getAttribute(ctx IN OUT RAW,
                             name IN VARCHAR2) RETURN VARCHAR2,
--
MEMBER PROCEDURE getAllAttributes(ctx IN OUT RAW,
                                  attributes IN OUT NOCOPY CLOB),
--
-- Methods associated with video processing
MEMBER FUNCTION processVideoCommand(
                                ctx IN OUT RAW,
                                cmd IN VARCHAR2,
                                arguments IN VARCHAR2,
                                result OUT RAW)
                                RETURN RAW
);
```

where:

- description: the description of the video object.
- source: the ORDSrc where the video data is to be found.
- format: the format in which the video data is stored.
- mimeType: the MIME type information.
- comments: the metadata information of the video object.
- width: the width of each frame of the video data.
- height: the height of each frame of the video data.
- frameResolution: the frame resolution of the video data.
- frameRate: the frame rate of the video data.
- videoDuration: the total duration of the video data stored.
- numberOfFrames: the number of frames in the video data.
- compressionType: the compression type of the video data.
- numberOfColors: the number of colors in the video data.
- bitRate: the bit rate of the video data.

---

---

**Note:** The comments attribute is populated by the `setProperties()` method when the `setComments` parameter is `TRUE`. Oracle recommends that you not write to this attribute directly.

---

---

## ORDVideo Constructors

This section describes the Oracle Multimedia constructor functions, which are as follow:

- [init\(\) for ORDVideo](#) on page 6-8
- [init\(srcType,srcLocation,srcName\) for ORDVideo](#) on page 6-9

## init() for ORDVVideo

### Format

init() RETURN ORDVVideo;

### Description

Initializes instances of the ORDVVideo object type.

### Parameters

None.

### Pragmas

None.

### Exceptions

None.

### Usage Notes

This constructor is a static method that initializes all the ORDVVideo attributes to NULL with the following exceptions:

- source.updateTime is set to SYSDATE
- source.local is set to 1 (local)
- source.localData is set to empty\_blob

You should begin using the init() method as soon as possible to allow you to more easily initialize the ORDVVideo object type, especially if the ORDVVideo type evolves and attributes are added in a future release. INSERT statements left unchanged using the default constructor (which initializes each object attribute), will fail under these circumstances.

### Examples

Initialize the ORDVVideo object attributes:

```
BEGIN
  INSERT INTO pm.online_media (product_id, product_video)
  VALUES (2004, ORDSYS.ORDVVideo.init());
COMMIT;
END;
/
```

## init(srcType,srcLocation,srcName) for ORDVideo

### Format

```
init(srcType  IN VARCHAR2,  
      srcLocation IN VARCHAR2,  
      srcName  IN VARCHAR2)  
RETURN ORDVideo;
```

### Description

Initializes instances of the ORDVideo object type.

### Parameters

**srcType**

The source type of the video data.

**srcLocation**

The source location of the video data.

**srcName**

The source name of the video data.

### Pragmas

None.

### Exceptions

None.

### Usage Notes

This constructor is a static method that initializes all the ORDVideo attributes to NULL with the following exceptions:

- source.updateTime is set to SYSDATE
- source.local is set to 0
- source.localData is set to empty\_blob
- source.srcType is set to the input value
- source.srcLocation is set to the input value
- source.srcName is set to the input value

You should begin using the init( ) method as soon as possible to allow you to more easily initialize the ORDVideo object type, especially if the ORDVideo type evolves and attributes are added in a future release. INSERT statements left unchanged using the default constructor (which initializes each object attribute), will fail under these circumstances.

### Examples

Initialize the ORDVideo object attributes:

```
BEGIN
```

```
INSERT INTO pm.online_media (product_id, product_video)
VALUES (2030, ORDSYS.ORDVideo.init('FILE', 'FILE_DIR', 'speakers.rm'));
COMMIT;
END;
/
```

---

## ORDVideo Methods

This section presents reference information on the Oracle Multimedia methods used specifically for video data manipulation.

[Chapter 2](#) presents reference information on the Oracle Multimedia methods that are common to ORDAudio, ORDDoc, ORDImage, and ORDVideo. Use the methods presented in both chapters to get and set attributes, and to perform metadata extractions.

For more information about object types and methods, see *Oracle Database Concepts*.

The following methods are presented in this section:

- [checkProperties\(\)](#) on page 6-13
- [getAllAttributes\(\)](#) on page 6-15
- [getAttribute\(\)](#) on page 6-17
- [getBitRate\(\)](#) on page 6-19
- [getCompressionType\(\)](#) on page 6-20
- [getContentInLob\(\)](#) on page 6-21
- [getContentLength\(\)](#) on page 6-23
- [getDescription\(\)](#) on page 6-24
- [getFormat\(\)](#) on page 6-25
- [getFrameRate\(\)](#) on page 6-26
- [getFrameResolution\(\)](#) on page 6-27
- [getFrameSize\(\)](#) on page 6-28
- [getNumberOfColors\(\)](#) on page 6-29
- [getNumberOfFrames\(\)](#) on page 6-30
- [getVideoDuration\(\)](#) on page 6-31
- [import\(\)](#) on page 6-32
- [importFrom\(\)](#) on page 6-34
- [processVideoCommand\(\)](#) on page 6-36
- [setBitRate\(\)](#) on page 6-38
- [setCompressionType\(\)](#) on page 6-39
- [setDescription\(\)](#) on page 6-40
- [setFormat\(\)](#) on page 6-41
- [setFrameRate\(\)](#) on page 6-43
- [setFrameResolution\(\)](#) on page 6-44
- [setFrameSize\(\)](#) on page 6-45
- [setKnownAttributes\(\)](#) on page 6-47
- [setNumberOfColors\(\)](#) on page 6-49
- [setNumberOfFrames\(\)](#) on page 6-50

- [setProperty\( \)](#) on page 6-51
- [setVideoDuration\( \)](#) on page 6-53



## checkProperties( )

### Format

```
checkProperties(ctx IN OUT RAW) RETURN BOOLEAN;
```

### Description

Checks all the properties of the stored video data, including the following video attributes: format, width, height, frame resolution, frame rate, video duration, number of frames, compression type, number of colors, and bit rate.

### Parameters

**ctx**  
The format plug-in context information.

### Usage Notes

The checkProperties( ) method does not check the MIME type because a file can have multiple correct MIME types and this is not well defined.

### Pragmas

None.

### Exceptions

ORDVideoExceptions.NULL\_SOURCE

This exception is raised when the value of the ORDVideo.source attribute is NULL.

ORDVideoExceptions.VIDEO\_PLUGIN\_EXCEPTION

This exception is raised if you call the checkProperties( ) method and the video plug-in raises an exception when calling this method.

See [Appendix H](#) for more information about these exceptions.

### Examples

Check property information for known video attributes:

```
DECLARE
  obj ORDSYS.ORDVideo;
  ctx RAW(64) :=NULL;
BEGIN
  SELECT p.product_video INTO obj FROM pm.online_media p
     WHERE p.product_id = 2030;
  IF(obj.checkProperties(ctx)) THEN
    DBMS_OUTPUT.PUT_LINE('check Properties returned true');
  ELSE
    DBMS_OUTPUT.PUT_LINE('check Properties returned false');
  END IF;
  COMMIT;
  EXCEPTION
    WHEN ORDSYS.ORDVideoExceptions.VIDEO_PLUGIN_EXCEPTION THEN
      DBMS_OUTPUT.PUT_LINE('ORDVideoExceptions.VIDEO_PLUGIN_EXCEPTION caught');
    WHEN OTHERS THEN
      DBMS_OUTPUT.PUT_LINE('EXCEPTION caught');
END;
```

checkProperties( )

---

/

## getAllAttributes( )

### Format

```
getAllAttributes(ctx      IN OUT RAW,
                attributes IN OUT NOCOPY CLOB);
```

### Description

Returns a formatted string for convenient client access. For natively supported formats, the string includes the following list of audio data attributes separated by a comma (,): width, height, format, frameResolution, frameRate, videoDuration, numberOfFrames, compressionType, numberOfColors, and bitRate. For user-defined formats, the string is defined by the format plug-in.

### Parameters

**ctx**  
The format plug-in context information.

**attributes**  
The attributes.

### Usage Notes

Generally, these video data attributes are available from the header of the formatted video data.

Video data attribute information can be extracted from the video data itself. You can extend support to a video format that is not understood by the ORDVideo object by implementing an ORDPLUGINS.ORDX\_<format>\_VIDEO package that supports that format. See *Oracle Multimedia User's Guide* for more information.

### Pragmas

None.

### Exceptions

ORDVideoExceptions.METHOD\_NOT\_SUPPORTED

This exception is raised if you call the getAllAttributes( ) method and the video plug-in raises an exception when calling this method.

ORDVideoExceptions.NULL\_SOURCE

This exception is raised when the value of the ORDVideo.source attribute is NULL.

See [Appendix H](#) for more information about these exceptions.

### Examples

Return all video attributes for video data stored in the database:

```
DECLARE
  obj ORDSYS.ORDVideo;
  tempLob CLOB;
  ctx RAW(64) :=NULL;
BEGIN
  SELECT p.product_video INTO obj FROM pm.online_media p
```

```
WHERE p.product_id = 2030;
DBMS_OUTPUT.PUT_LINE('getting comma separated list of all attributes');
DBMS_OUTPUT.PUT_LINE('-----');
DBMS_LOB.CREATETEMPORARY(tempLob, FALSE, DBMS_LOB.CALL);
obj.getAllAttributes(ctx,tempLob);
DBMS_OUTPUT.PUT_LINE(DBMS_LOB.substr(tempLob, DBMS_LOB.getLength(tempLob),1));
COMMIT;
EXCEPTION
  WHEN ORDSYS.ORDVideoExceptions.METHOD_NOT_SUPPORTED THEN
    DBMS_OUTPUT.PUT_LINE('VIDEO METHOD_NOT_SUPPORTED EXCEPTION caught');
  WHEN OTHERS THEN
    DBMS_OUTPUT.PUT_LINE('EXCEPTION CAUGHT');
END;
/
```

## getAttribute( )

### Format

```
getAttribute(ctx IN OUT RAW,
            name IN VARCHAR2)
RETURN VARCHAR2;
```

### Description

Returns the value of the requested attribute from video data for user-defined formats only.

---



---

**Note:** This method is supported only for user-defined format plug-ins.

---



---

### Parameters

**ctx**  
The format plug-in context information.

**name**  
The name of the attribute.

### Usage Notes

None.

### Pragmas

None.

### Exceptions

ORDVideoExceptions.NULL\_SOURCE

This exception is raised when the value of the ORDVideo.source attribute is NULL.

ORDVideoExceptions.VIDEO\_PLUGIN\_EXCEPTION

This exception is raised if you call the getAttribute( ) method and the video plug-in raises an exception when calling this method.

See [Appendix H](#) for more information about these exceptions.

### Examples

Return information for the specified video attribute for video data stored in the database. (Because this example uses a supported data format, rather than a user-written plug-in, an exception will be raised.)

```
DECLARE
  obj ORDSYS.ORDVideo;
  res VARCHAR2(4000);
  ctx RAW(64) :=NULL;
BEGIN
  SELECT p.product_video INTO obj FROM pm.online_media p
  WHERE p.product_id = 2030;
```

```
DBMS_OUTPUT.PUT_LINE('getting video duration');
DBMS_OUTPUT.PUT_LINE('-----');
res := obj.getAttribute(ctx, 'video_duration');
COMMIT;
EXCEPTION
  WHEN ORDSYS.ORDVideoExceptions.VIDEO_PLUGIN_EXCEPTION THEN
    DBMS_OUTPUT.PUT_LINE('VIDEO PLUGIN EXCEPTION caught');
  WHEN OTHERS THEN
    DBMS_OUTPUT.PUT_LINE('EXCEPTION caught');
END;
/
```

## getBitRate()

### Format

```
getBitRate() RETURN INTEGER;
```

### Description

Returns the value of the bitRate attribute of the video object.

### Parameters

None.

### Usage Notes

None.

### Pragmas

```
PRAGMA RESTRICT_REFERENCES(getBitRate, WNDS, WNPS, RNDS, RNPS)
```

### Exceptions

None.

### Examples

Return the object attribute value of the bitRate attribute of the video object:

```
DECLARE
  obj ORDSYS.ORDVideo;
  res INTEGER;
BEGIN
  SELECT p.product_video INTO obj FROM pm.online_media p
     WHERE p.product_id = 2030;
  res := obj.getBitRate();
  DBMS_OUTPUT.PUT_LINE('bit rate : ' || res );
  COMMIT;
END;
/
```

## getCompressionType( )

### Format

getCompressionType( ) RETURN VARCHAR2;

### Description

Returns the value of the compressionType attribute of the video object.

### Parameters

None.

### Usage Notes

None.

### Pragmas

PRAGMA RESTRICT\_REFERENCES(getCompressionType, WNDS, WNPS, RNDS, RNPS)

### Exceptions

None.

### Examples

Return the object attribute value of the compressionType attribute of the video object:

```
DECLARE
  obj ORDSYS.ORDVideo;
  res VARCHAR2(4000);
BEGIN
  SELECT p.product_video INTO obj FROM pm.online_media p
     WHERE p.product_id = 2030;
  res := obj.getCompressionType();
  DBMS_OUTPUT.PUT_LINE('compression type: ' ||res);
  COMMIT;
END;
/
```



## getContentInLob( )

### Format

```
getContentInLob(ctx      IN OUT RAW,
                 dest_lob IN OUT NOCOPY BLOB,
                 mimeType OUT VARCHAR2,
                 format   OUT VARCHAR2);
```

### Description

Copies data from a data source into the specified BLOB. The BLOB must not be the BLOB in the source.localData attribute (of the embedded ORDSrc object).

### Parameters

#### **ctx**

The source plug-in context information.

#### **dest\_lob**

The LOB in which to receive data.

#### **mimeType**

The MIME type of the data; this may or may not be returned.

#### **format**

The format of the data; this may or may not be returned.

### Usage Notes

None.

### Pragmas

None.

### Exceptions

ORDSourceExceptions.METHOD\_NOT\_SUPPORTED

This exception is raised if you call the getContentInLob( ) method and this method is not supported by the source plug-in being used.

ORDVideoExceptions.NULL\_SOURCE

This exception is raised when the value of the ORDVideo.source attribute is NULL.

See [Appendix H](#) for more information about these exceptions.

### Examples

Get data from a data source into the specified BLOB on the local source:

```
DECLARE
  obj ORDSYS.ORDVideo;
  tempBlob BLOB;
  mimeType VARCHAR2(4000);
  format VARCHAR2(31);
  ctx RAW(64) :=NULL;
```

```
BEGIN
  SELECT p.product_video INTO obj FROM pm.online_media p
     WHERE p.product_id = 2030;
  IF (obj.isLocal) THEN
    DBMS_OUTPUT.PUT_LINE('local is true');
  END IF;
  DBMS_LOB.CREATETEMPORARY(tempBLob, true, 10);
  obj.getContentInLob(ctx,tempBLob, mimeType,format);
  DBMS_OUTPUT.PUT_LINE('Length is ' || TO_CHAR(DBMS_LOB.getLength(tempBLob)));
  COMMIT;
  EXCEPTION
    WHEN ORDSYS.ORDSourceExceptions.METHOD_NOT_SUPPORTED THEN
      DBMS_OUTPUT.PUT_LINE('ORDSourceExceptions.METHOD_NOT_SUPPORTED caught');
    WHEN OTHERS THEN
      DBMS_OUTPUT.PUT_LINE('EXCEPTION caught');
END;
/
```

## getContentLength( )

### Format

```
getContentLength(ctx IN OUT RAW) RETURN INTEGER;
```

### Description

Returns the length of the video data content stored in the source.

### Parameters

**ctx**  
The source plug-in context information.

### Usage Notes

None.

### Pragmas

None.

### Exceptions

ORDSourceExceptions.INCOMPLETE\_SOURCE\_INFORMATION

This exception is raised if you call the `getContentLength( )` method and the value of `source.srcType` attribute is NULL.

ORDVideoExceptions.NULL\_SOURCE

This exception is raised when the value of the `ORDVideo.source` attribute is NULL.

See [Appendix H](#) for more information about these exceptions.

### Examples

See the example in [import\( \)](#) on page 6-33.

## getDescription( )

### Format

getDescription( ) RETURN VARCHAR2;

### Description

Returns the description of the video data.

### Parameters

None.

### Usage Notes

None.

### Pragmas

PRAGMA RESTRICT\_REFERENCES(getDescription, WNDS, WNPS, RNDS, RNPS)

### Exceptions

ORDVideoExceptions.DESCRPTION\_IS\_NOT\_SET

This exception is raised if you call the getDescription( ) method and the description attribute is not set.

See [Appendix H](#) for more information about this exception.

### Examples

See the example in [setDescription\( \)](#) on page 6-40.

## getFormat( )

### Format

getFormat( ) RETURN VARCHAR2;

### Description

Returns the value of the format attribute of the video object.

### Parameters

None.

### Usage Notes

None.

### Pragmas

PRAGMA RESTRICT\_REFERENCES(getFormat, WNDS,  
WNPS, RNDS, RNPS)

### Exceptions

ORDVideoExceptions.VIDEO\_FORMAT\_IS\_NULL

This exception is raised if you call the getFormat( ) method and the value for the format attribute is NULL.

See [Appendix H](#) for more information about this exception.

### Examples

Get the format for some stored video data:

```
DECLARE
  obj ORDSYS.ORDVideo;
BEGIN
  SELECT p.product_video INTO obj FROM pm.online_media p
     WHERE p.product_id = 2030;
  DBMS_OUTPUT.PUT_LINE('writing format');
  DBMS_OUTPUT.PUT_LINE('-----');
  DBMS_OUTPUT.PUT_LINE(obj.getFormat());
  COMMIT;
END;
/
```

## getFrameRate( )

### Format

getFrameRate( ) RETURN INTEGER;

### Description

Returns the value of the frameRate attribute of the video object.

### Parameters

None.

### Usage Notes

None.

### Pragmas

PRAGMA RESTRICT\_REFERENCES(getFrameRate, WNDS, WNPS, RNDS, RNPS)

### Exceptions

None.

### Examples

Return the object attribute value of the frame rate for video data stored in the database:

```
DECLARE
  obj ORDSYS.ORDVideo;
  res INTEGER;
BEGIN
  SELECT p.product_video INTO obj FROM pm.online_media p
     WHERE p.product_id = 2030;
  res := obj.getFrameRate();
  DBMS_OUTPUT.PUT_LINE('frame rate : ' || res);
  COMMIT;
END;
/
```

## getFrameResolution( )

### Format

```
getFrameResolution( ) RETURN INTEGER;
```

### Description

Returns the value of the frameResolution attribute of the video object.

### Parameters

None.

### Usage Notes

None.

### Pragmas

```
PRAGMA RESTRICT_REFERENCES(getFrameResolution, WNDS,  
WNPS, RNDS, RNPS)
```

### Exceptions

None.

### Examples

Return the value of the frame resolution for the video data:

```
DECLARE  
  obj ORDSYS.ORDVideo;  
  res INTEGER;  
BEGIN  
  SELECT p.product_video INTO obj FROM pm.online_media p  
    WHERE p.product_id = 2030;  
  res := obj.getFrameResolution();  
  DBMS_OUTPUT.PUT_LINE('resolution : ' || res);  
  COMMIT;  
END;  
/
```

## getFrameSize( )

### Format

```
getFrameSize(retWidth OUT INTEGER,  
             retHeight OUT INTEGER);
```

### Description

Returns the value of the height and width attributes of the video object.

### Parameters

**retWidth**

The frame width in pixels.

**retHeight**

The frame height in pixels.

### Usage Notes

None.

### Pragmas

PRAGMA RESTRICT\_REFERENCES(getFrameSize, WNDS, WNPS, RNDS, RNPS)

### Exceptions

None.

### Examples

Return the frame size (width and height) for video data:

```
DECLARE  
  obj ORDSYS.ORDVideo;  
  width INTEGER;  
  height INTEGER;  
BEGIN  
  SELECT p.product_video INTO obj FROM pm.online_media p  
     WHERE p.product_id = 2030;  
  obj.getFrameSize(width, height);  
  DBMS_OUTPUT.PUT_LINE('width :' || width);  
  DBMS_OUTPUT.PUT_LINE('height :' || height);  
  COMMIT;  
END;  
/
```



## getNumberOfColors( )

### Format

```
getNumberOfColors( ) RETURN INTEGER;
```

### Description

Returns the value of the numberOfColors attribute of the video object.

### Parameters

None.

### Usage Notes

None.

### Pragmas

```
PRAGMA RESTRICT_REFERENCES(getNumberOfColors, WNDS,  
WNPS, RNDS, RNPS)
```

### Exceptions

None.

### Examples

Return the object attribute value of the numberOfColors attribute of the video object:

```
DECLARE  
  obj ORDSYS.ORDVideo;  
  res INTEGER;  
BEGIN  
  SELECT p.product_video INTO obj FROM pm.online_media p  
     WHERE p.product_id = 2030;  
  res := obj.getNumberOfColors();  
  DBMS_OUTPUT.PUT_LINE('number of colors: ' || res);  
  COMMIT;  
END;  
/
```

## getNumberOfFrames()

### Format

getNumberOfFrames() RETURN INTEGER;

### Description

Returns the value of the numberOfFrames attribute of the video object.

### Parameters

None.

### Usage Notes

None.

### Pragmas

PRAGMA RESTRICT\_REFERENCES(getNumberOfFrames, WNDS,  
WNPS, RNDS, RNPS)

### Exceptions

None.

### Examples

Return the object attribute value of the total number of frames in the video data:

```
DECLARE
  obj ORDSYS.ORDVideo;
  res INTEGER;
BEGIN
  SELECT p.product_video INTO obj FROM pm.online_media p
  WHERE p.product_id = 2030;
  res := obj.getNumberOfFrames();
  DBMS_OUTPUT.PUT_LINE('number of frames : ' || res);
  COMMIT;
END;
/
```

## getVideoDuration( )

### Format

getVideoDuration( ) RETURN INTEGER;

### Description

Returns the value of the videoDuration attribute of the video object.

### Parameters

None.

### Usage Notes

None.

### Pragmas

PRAGMA RESTRICT\_REFERENCES(getVideoDuration, WNDS,  
WNPS, RNDS, RNPS)

### Exceptions

None.

### Examples

Return the total time to play the video data:

```
DECLARE
  obj ORDSYS.ORDVideo;
  res INTEGER;
BEGIN
  SELECT p.product_video INTO obj FROM pm.online_media p
     WHERE p.product_id = 2030;
  res := obj.getVideoDuration();
  DBMS_OUTPUT.PUT_LINE('video duration : ' || res);
  COMMIT;
END;
/
```

## import( )

### Format

```
import(ctx IN OUT RAW);
```

### Description

Transfers video data from an external video data source to a local source (localData) within Oracle Database.

### Parameters

**ctx**

The source plug-in context information. This should be allocated and initialized to NULL. If you are using a user-defined source plug-in, call the [openSource\( \)](#) method. See [Section 6.2](#) for more information.

### Usage Notes

Use the [setSource\( \)](#) method to set the source.srcType, source.srcLocation, and source.srcName attributes (of the embedded ORDSrc object) for the external video data source prior to calling the [import\( \)](#) method.

After importing data from an external video data source to a local source (within Oracle Database), the source information remains unchanged (that is, pointing to the source from where the data was imported).

Invoking this method implicitly calls the [setUpdateTime\( \)](#) and [setLocal\( \)](#) methods.

This method is invoked at the ORDSrc level, which uses the PL/SQL UTL\_HTTP package to import media data from an HTTP data source. You can use environment variables to specify the proxy behavior of the UTL\_HTTP package. For example, on Linux and UNIX, setting the environment variable http\_proxy to a URL specifies that the UTL\_HTTP package will use that URL as the proxy server for HTTP requests. Setting the no\_proxy environment variable to a domain name specifies that the HTTP proxy server will not be used for URLs in the specified domain.

See *Oracle Database PL/SQL Packages and Types Reference* for more information about the UTL\_HTTP PL/SQL package.

### Pragmas

None.

### Exceptions

ORDSourceExceptions.INCOMPLETE\_SOURCE\_INFORMATION

This exception is raised if you call the [import\( \)](#) method and the value of the source.srcType attribute is NULL.

ORDSourceExceptions.METHOD\_NOT\_SUPPORTED

This exception is raised if you call the [import\( \)](#) method and this method is not supported by the source plug-in being used.

ORDSourceExceptions.NULL\_SOURCE

This exception is raised if you call the [import\( \)](#) method and the value of the source.localData attribute is NULL.

## ORDVideoExceptions.NULL\_SOURCE

This exception is raised when the value of the ORDVideo.source attribute is NULL.

See [Appendix H](#) for more information about these exceptions.

## Examples

Import video data by first setting the source and then importing it:

```
DECLARE
  obj ORDSYS.ORDVideo;
  ctx RAW(64) :=NULL;
BEGIN
  SELECT p.product_video INTO obj FROM pm.online_media p
     WHERE p.product_id = 2030 FOR UPDATE;
  DBMS_OUTPUT.PUT_LINE('setting and getting source');
  DBMS_OUTPUT.PUT_LINE('-----');
  -- Set source to a file:
  obj.setSource('file','FILE_DIR','speakers.rm');
  -- Get source information:
  DBMS_OUTPUT.PUT_LINE(obj.getSource());
  -- Import data:
  obj.import(ctx);
  -- Check size:
  DBMS_OUTPUT.PUT_LINE('Length is ' || TO_CHAR(obj.getContentLength(ctx)));
  UPDATE pm.online_media p SET p.product_video = obj WHERE p.product_id = 2030;
  COMMIT;
END;
/
```

## importFrom( )

### Format

```
importFrom(ctx          IN OUT RAW,  
           source_type  IN VARCHAR2,  
           source_location IN VARCHAR2,  
           source_name  IN VARCHAR2);
```

### Description

Transfers video data from the specified external video data source to a local source (localData) within Oracle Database.

### Parameters

**ctx**

The source plug-in context information. This should be allocated and initialized to NULL. If you are using a user-defined source plug-in, call the [openSource\( \)](#) method. See [Section 6.2](#) for more information.

**source\_type**

The type of the source video data.

**source\_location**

The location from which the source video data is to be imported.

**source\_name**

The name of the source video data.

### Usage Notes

This method is similar to the [import\( \)](#) method except the source information is specified as parameters to the method instead of separately.

You must ensure that the directory indicated with the `source_location` parameter exists or is created before you use this method for `srcType "file"`.

After importing data from an external video data source to a local source (within Oracle Database), the source information (that is, pointing to the source from where the data was imported) is set to the input values.

Invoking this method implicitly calls the [setUpdateTime\( \)](#) and [setLocal\( \)](#) methods.

### Pragmas

None.

### Exceptions

`ORDSourceExceptions.METHOD_NOT_SUPPORTED`

This exception is raised if you call the [importFrom\( \)](#) method and this method is not supported by the source plug-in being used.

`ORDSourceExceptions.NULL_SOURCE` exception

This exception is raised if you call the `importFrom()` method and the value the `source.localData` attribute is `NULL`.

`ORDVideoExceptions.NULL_SOURCE`

This exception is raised when the value of the `ORDVideo.source` attribute is `NULL`.

See [Appendix H](#) for more information about these exceptions.

## Examples

Import video data from the specified external data source into the local source:

```
DECLARE
  obj ORDSYS.ORDVideo;
  ctx RAW(64) :=NULL;
BEGIN
  SELECT p.product_video INTO obj FROM pm.online_media p
     WHERE p.product_id = 2004 FOR UPDATE;
  DBMS_OUTPUT.PUT_LINE('setting and getting source');
  DBMS_OUTPUT.PUT_LINE('-----');
  -- Import data:
  obj.importFrom(ctx, 'file', 'FILE_DIR', 'speakers.rm');
  -- Check size:
  DBMS_OUTPUT.PUT_LINE('Length is ' || TO_CHAR(obj.getContentLength(ctx)));
  UPDATE pm.online_media p SET p.product_video = obj WHERE p.product_id = 2004;
  COMMIT;
EXCEPTION
  WHEN ORDSYS.ORDSourceExceptions.METHOD_NOT_SUPPORTED THEN
    DBMS_OUTPUT.put_line('Source METHOD_NOT_SUPPORTED caught');
  WHEN ORDSYS.ORDVideoExceptions.METHOD_NOT_SUPPORTED THEN
    DBMS_OUTPUT.put_line('VIDEO METHOD_NOT_SUPPORTED EXCEPTION caught');
  WHEN ORDSYS.ORDVideoExceptions.VIDEO_PLUGIN_EXCEPTION THEN
    DBMS_OUTPUT.put_line('VIDEO PLUGIN EXCEPTION caught');
  WHEN OTHERS THEN
    DBMS_OUTPUT.PUT_LINE('EXCEPTION Caught');
END;
/
```

## processVideoCommand( )

### Format

```
processVideoCommand(ctx      IN OUT RAW,  
                    cmd      IN VARCHAR2,  
                    arguments IN VARCHAR2,  
                    result    OUT RAW)  
  
RETURN RAW;
```

### Description

Lets you send a command and related arguments to the format plug-in for processing.

---

---

**Note:** This method is supported only for user-defined format plug-ins.

---

---

### Parameters

**ctx**

The format plug-in context information.

**cmd**

Any command recognized by the format plug-in.

**arguments**

The arguments of the command.

**result**

The result of calling this method returned by the format plug-in.

### Usage Notes

Use this method to send any video commands and their respective arguments to the format plug-in. Commands are not interpreted; they are taken and passed through to a format plug-in to be processed.

If the format is set to NULL, then the processVideoCommand( ) method uses the default format plug-in; otherwise, it uses your user-defined format plug-in.

You can extend support to a format that is not understood by the ORDVideo object by preparing an ORDPLUGINS.ORDX\_<format>\_VIDEO package that supports that format. See *Oracle Multimedia User's Guide* for more information.

### Pragmas

None.

### Exceptions

ORDVideoExceptions.METHOD\_NOT\_SUPPORTED

This exception is raised when the video plug-in does not support the method or the plug-in is not found.

ORDVideoExceptions.NULL\_SOURCE



This exception is raised when the value of the `ORDVideo.source` attribute is `NULL`.

`ORDVideoExceptions.VIDEO_PLUGIN_EXCEPTION`

This exception is raised if you call the `processVideoCommand()` method and the video plug-in raises an exception.

See [Appendix H](#) for more information about these exceptions.

## Examples

None.

## setBitRate()

### Format

```
setBitRate(knownBitRate IN INTEGER);
```

### Description

Sets the value of the bitRate attribute of the video object.

### Parameters

**knownBitRate**  
The bit rate.

### Usage Notes

Calling this method implicitly calls the `setUpdateTime()` method.

### Pragmas

None.

### Exceptions

ORDVideoExceptions.NULL\_INPUT\_VALUE

This exception is raised if you call the `setBitRate()` method and the value for the `knownBitRate` parameter is NULL.

ORDVideoExceptions.NULL\_SOURCE

This exception is raised when the value of the `ORDVideo.source` attribute is NULL.

See [Appendix H](#) for more information about these exceptions.

### Examples

See the example in [setFrameSize\(\)](#) on page 6-45.

## setCompressionType( )

### Format

```
setCompressionType(knownCompressionType IN VARCHAR2);
```

### Description

Sets the value of the compressionType attribute of the video object.

### Parameters

**knownCompressionType**  
A known compression type.

### Usage Notes

Calling this method implicitly calls the setUpdateTime( ) method.

### Pragmas

None.

### Exceptions

ORDVideoExceptions.NULL\_INPUT\_VALUE

This exception is raised if you call the setCompressionType( ) method and the value for the knownCompressionType parameter is NULL.

ORDVideoExceptions.NULL\_SOURCE

This exception is raised when the value of the ORDVideo.source attribute is NULL.

See [Appendix H](#) for more information about these exceptions.

### Examples

See the example in [setFrameSize\( \)](#) on page 6-45.

## setDescription( )

### Format

```
setDescription (user_description IN VARCHAR2);
```

### Description

Sets the description of the video data.

### Parameters

**user\_description**

The description of the video data.

### Usage Notes

Each video object may need a description to help some client applications. For example, a Web-based client can show a list of video descriptions from which a user can select one to access the video data.

Web access components and other client components provided with Oracle Multimedia make use of this description attribute to present video data to users.

Calling this method implicitly calls the `setUpdateTime( )` method.

### Pragmas

None.

### Exceptions

`ORDVideoExceptions.NULL_SOURCE`

This exception is raised when the value of the `ORDVideo.source` attribute is `NULL`.

See [Appendix H](#) for more information about this exception.

### Examples

Set the description attribute for some video data:

```
DECLARE
  obj ORDSYS.ORDVideo;
BEGIN
  SELECT p.product_video INTO obj FROM pm.online_media p
  WHERE p.product_id = 2030 FOR UPDATE;
  DBMS_OUTPUT.PUT_LINE('writing description');
  DBMS_OUTPUT.PUT_LINE('-----');
  obj.setDescription('This is a video of a speaker');
  DBMS_OUTPUT.PUT_LINE(obj.getDescription());
  UPDATE pm.online_media p SET p.product_video = obj WHERE p.product_id = 2688;
  COMMIT;
END;
/
```

## setFormat( )

### Format

setFormat(knownFormat IN VARCHAR2);

### Description

Sets the format attribute of the video object.

### Parameters

#### **knownFormat**

The known format of the video data to be set in the video object.

### Usage Notes

Calling this method implicitly calls the `setUpdateTime( )` method.

### Pragmas

None.

### Exceptions

ORDVideoExceptions.NULL\_INPUT\_VALUE

This exception is raised if you call the `setFormat( )` method and the value for the `knownFormat` parameter is NULL.

ORDVideoExceptions.NULL\_SOURCE

This exception is raised when the value of the `ORDVideo.source` attribute is NULL.

See [Appendix H](#) for more information about these exceptions.

### Examples

Set the format for some stored video data:

```

DECLARE
  obj ORDSYS.ORDVideo;
BEGIN
  SELECT p.product_video INTO obj FROM pm.online_media p
     WHERE p.product_id = 2030 FOR UPDATE;
  DBMS_OUTPUT.PUT_LINE('current format');
  DBMS_OUTPUT.PUT_LINE('-----');
  DBMS_OUTPUT.PUT_LINE(obj.getFormat());
  obj.setFormat('rm');
  DBMS_OUTPUT.PUT_LINE('new format');
  DBMS_OUTPUT.PUT_LINE('-----');
  DBMS_OUTPUT.PUT_LINE(obj.getFormat());
  UPDATE pm.online_media p SET p.product_video = obj
     WHERE p.product_id = 2030;
COMMIT;
EXCEPTION
  WHEN ORDSYS.ORDVideoExceptions.NULL_INPUT_VALUE THEN
    DBMS_OUTPUT.PUT_LINE('ORDVideoExceptions.NULL_INPUT_VALUE caught');
  WHEN OTHERS THEN
    DBMS_OUTPUT.PUT_LINE('EXCEPTION caught');
END;
```

/

## setFrameRate( )

### Format

```
setFrameRate(knownFrameRate IN INTEGER);
```

### Description

Sets the value of the frameRate attribute of the video object.

### Parameters

**knownFrameRate**  
The frame rate.

### Usage Notes

Calling this method implicitly calls the setUpdateTime( ) method.

### Pragmas

None.

### Exceptions

ORDVideoExceptions.NULL\_INPUT\_VALUE

This exception is raised if you call the setFrameRate( ) method and the value for the knownFrameRate parameter is NULL.

ORDVideoExceptions.NULL\_SOURCE

This exception is raised when the value of the ORDVideo.source attribute is NULL.

See [Appendix H](#) for more information about these exceptions.

### Examples

See the example in [setFrameSize\( \)](#) on page 6-45.

## setFrameResolution( )

### Format

setFrameResolution(knownFrameResolution IN INTEGER);

### Description

Sets the value of the frameResolution attribute of the video object.

### Parameters

#### **knownFrameResolution**

The known frame resolution in pixels per inch.

### Usage Notes

Calling this method implicitly calls the setUpdateTime( ) method.

### Pragmas

None.

### Exceptions

ORDVideoExceptions.NULL\_INPUT\_VALUE

This exception is raised if you call the setFrameResolution( ) method and the value for the knownFrameResolution parameter is NULL.

ORDVideoExceptions.NULL\_SOURCE

This exception is raised when the value of the ORDVideo.source attribute is NULL.

See [Appendix H](#) for more information about these exceptions.

### Examples

See the example in [setFrameSize\( \)](#) on page 6-45.



## setFrameSize( )

### Format

```
setFrameSize(knownWidth IN INTEGER,
             knownHeight IN INTEGER);
```

### Description

Sets the value of the height and width attributes of the video object.

### Parameters

#### **knownWidth**

The frame width in pixels.

#### **knownHeight**

The frame height in pixels.

### Usage Notes

Calling this method implicitly calls the `setUpdateTime( )` method.

### Pragmas

None.

### Exceptions

ORDVideoExceptions.NULL\_INPUT\_VALUE

This exception is raised if you call the `setFrameSize( )` method and the value for either the `knownWidth` or `knownHeight` parameter is NULL.

ORDVideoExceptions.NULL\_SOURCE

This exception is raised when the value of the `ORDVideo.source` attribute is NULL.

See [Appendix H](#) for more information about these exceptions.

### Examples

Set the frame size (width and height) for video data:

```
DECLARE
  obj ORDSYS.ORDVideo;
BEGIN
  SELECT p.product_video INTO obj FROM pm.online_media p
     WHERE p.product_id = 2030 FOR UPDATE;
  obj.setFrameSize(1,2);
  obj.setFrameResolution(4);
  obj.setFrameRate(5);
  obj.setVideoDuration(20);
  obj.setNumberOfFrames(8);
  obj.setCompressionType('Cinepak');
  obj.setBitRate(1500);
  obj.setNumberOfColors(256);
  UPDATE pm.online_media p SET p.product_video = obj WHERE p.product_id = 2030;
COMMIT;
END;
```

/

## setKnownAttributes()

### Format

```
setKnownAttributes(knownFormat      IN VARCHAR2,
                   knownWidth       IN INTEGER,
                   knownHeight      IN INTEGER,
                   knownFrameResolution IN INTEGER,
                   knownFrameRate   IN INTEGER,
                   knownVideoDuration IN INTEGER,
                   knownNumberOfFrames IN INTEGER,
                   knownCompressionType IN VARCHAR2,
                   knownNumberOfColors IN INTEGER,
                   knownBitRate     IN INTEGER);
```

### Description

Sets the known video attributes for the video data.

### Parameters

#### **knownFormat**

The known format.

#### **knownWidth**

The known width.

#### **knownHeight**

The known height.

#### **knownFrameResolution**

The known frame resolution.

#### **knownFrameRate**

The known frame rate.

#### **knownVideoDuration**

The known video duration.

#### **knownNumberOfFrames**

The known number of frames.

#### **knownCompressionType**

The known compression type.

#### **knownNumberOfColors**

The known number of colors.

#### **knownBitRate**

The known bit rate.

## Usage Notes

Calling this method implicitly calls the `setUpdateTime()` method.

## Pragmas

None.

## Exceptions

`ORDVideoExceptions.NULL_SOURCE`

This exception is raised when the value of the `ORDVideo.source` attribute is `NULL`.

See [Appendix H](#) for more information about this exception.

## Examples

Set the property information for all known attributes for video data:

```
DECLARE
  obj ORDSYS.ORDVideo;
  width integer;
  height integer;
BEGIN
  SELECT p.product_video INTO obj FROM pm.online_media p
     WHERE p.product_id = 2030 FOR UPDATE;
  obj.setKnownAttributes('MOOV',1,2,4,5,20,8,'Cinepak', 256, 1500);
  obj.getFrameSize(width, height);
  DBMS_OUTPUT.PUT_LINE('width: ' || TO_CHAR(width));
  DBMS_OUTPUT.PUT_LINE('height: ' || TO_CHAR(height));
  DBMS_OUTPUT.PUT_LINE('format: ' || obj.getFormat());
  DBMS_OUTPUT.PUT_LINE('frame resolution: ' || TO_CHAR(obj.getFrameResolution()));
  DBMS_OUTPUT.PUT_LINE('frame rate: ' || TO_CHAR(obj.getFrameRate()));
  DBMS_OUTPUT.PUT_LINE('video duration: ' || TO_CHAR(obj.getVideoDuration()));
  DBMS_OUTPUT.PUT_LINE('number of frames: ' || TO_CHAR(obj.getNumberOfFrames()));
  DBMS_OUTPUT.PUT_LINE('compression type: ' || obj.getCompressionType());
  DBMS_OUTPUT.PUT_LINE('bite rate: ' || TO_CHAR(obj.getBitRate()));
  DBMS_OUTPUT.PUT_LINE('number of colors: ' || TO_CHAR(obj.getNumberOfColors()));
  UPDATE pm.online_media p SET p.product_video = obj
     WHERE p.product_id = 2030;
  COMMIT;
END;
/
```

## setNumberOfColors()

### Format

```
setNumberOfColors(knownNumberOfColors IN INTEGER);
```

### Description

Sets the value of the numberOfColors attribute of the video object.

### Parameters

**knownNumberOfColors**  
A known number of colors.

### Usage Notes

Calling this method implicitly calls the `setUpdateTime()` method.

### Pragmas

None.

### Exceptions

ORDVideoExceptions.NULL\_INPUT\_VALUE

This exception is raised if you call the `setNumberOfColors()` method and the value for the `knownNumberOfColors` parameter is NULL.

ORDVideoExceptions.NULL\_SOURCE

This exception is raised when the value of the `ORDVideo.source` attribute is NULL.

See [Appendix H](#) for more information about these exceptions.

### Examples

See the example in [setFrameSize\(\)](#) on page 6-45.

## setNumberOfFrames( )

### Format

```
setNumberOfFrames(knownNumberOfFrames IN INTEGER);
```

### Description

Sets the value of the `numberOfFrames` attribute of the video object.

### Parameters

**knownNumberOfFrames**

A known number of frames.

### Usage Notes

Calling this method implicitly calls the `setUpdateTime( )` method.

### Pragmas

None.

### Exceptions

`ORDVideoExceptions.NULL_INPUT_VALUE`

This exception is raised if you call the `setNumberOfFrames( )` method and the value for the `knownNumberOfFrames` parameter is `NULL`.

`ORDVideoExceptions.NULL_SOURCE`

This exception is raised when the value of the `ORDVideo.source` attribute is `NULL`.

See [Appendix H](#) for more information about these exceptions.

### Examples

See the example in [setFrameSize\( \)](#) on page 6-45.

## setProperties( )

### Format

```
setProperties(ctx          IN OUT RAW,
             setComments IN BOOLEAN);
```

### Description

Reads the video data to get the values of the object attributes and then stores them in the object. This method sets the properties for each of the following attributes of the video data for which values are available: format, height, width, frame resolution, frame rate, video duration, number of frames, compression type, number of colors, and bit rate. This method populates the comments field of the object with a rich set of format and application properties in XML form if the value of the setComments parameter is TRUE.

### Parameters

#### ctx

The format plug-in context information.

#### setComments

A Boolean value that indicates whether or not the comments field of the object is populated. If the value is TRUE, then the comments field of the object is populated with a rich set of format and application properties of the video object in XML form; otherwise, if the value is FALSE, the comments field of the object remains unpopulated. The default value is FALSE.

### Usage Notes

If the property cannot be extracted from the media source, then the respective attribute is set to NULL.

If the format is set to NULL, then the setProperties( ) method uses the default format plug-in; otherwise, it uses your user-defined format plug-in.

### Pragmas

None.

### Exceptions

ORDVideoExceptions.NULL\_SOURCE

This exception is raised when the value of the ORDVideo.source attribute is NULL.

ORDVideoExceptions.VIDEO\_PLUGIN\_EXCEPTION

This exception is raised if you call the setProperties( ) method and the video plug-in raises an exception when calling this method.

See [Appendix H](#) for more information about these exceptions.

### Examples

Set the property information for known video attributes:

```
DECLARE
  obj ORDSYS.ORDVideo;
```

```
    ctx RAW(64) :=NULL;
BEGIN
    SELECT p.product_video INTO obj FROM pm.online_media p
        WHERE p.product_id = 2030 FOR UPDATE;
    obj.setProperty(ctx,FALSE);
    UPDATE pm.online_media p SET p.product_video = obj
        WHERE p.product_id = 2030;
    COMMIT;
EXCEPTION
    WHEN ORDSYS.ORDVideoExceptions.VIDEO_PLUGIN_EXCEPTION THEN
        DBMS_OUTPUT.PUT_LINE('ORDVideoExceptions.VIDEO_PLUGIN_EXCEPTION caught');
    WHEN OTHERS THEN
        DBMS_OUTPUT.PUT_LINE('exception raised');
END;
/
```



## setVideoDuration( )

### Format

```
setVideoDuration(knownVideoDuration IN INTEGER);
```

### Description

Sets the value of the videoDuration attribute of the video object.

### Parameters

**knownVideoDuration**

A known video duration.

### Usage Notes

Calling this method implicitly calls the setUpdateTime( ) method.

### Pragmas

None.

### Exceptions

ORDVideoExceptions.NULL\_INPUT\_VALUE

This exception is raised if you call the setVideoDuration( ) method and the value for the knownVideoDuration parameter is NULL.

ORDVideoExceptions.NULL\_SOURCE

This exception is raised when the value of the ORDVideo.source attribute is NULL.

See [Appendix H](#) for more information about these exceptions.

### Examples

See the example in [setFrameSize\( \)](#) on page 6-45.



---

---

# Oracle Multimedia Relational Interface Reference

Application developers, who created multimedia applications without using the Oracle Multimedia object types to store and manage media data in relational tables, and who do not want to migrate their existing multimedia applications to use Oracle Multimedia objects, can use the Oracle Multimedia relational interface for managing their media data. The Oracle Multimedia relational interface consists of a set of methods for:

- Extracting information directly from their media data as either an XML string or as XML and individual attributes
- Processing and copying image data
- Loading media data into Oracle Database
- Exporting media data from Oracle Database into operating system files

The primary benefit of using the Oracle Multimedia relational interface is to let application developers take advantage of Oracle Multimedia functions with only minimal changes to their applications, and all without having to change their schemas to the Oracle Multimedia objects to store their data.

The Oracle Multimedia relational interface consists of a set of static methods (see [Static Methods for the Relational Interface](#) on page 7-2) for the Oracle Multimedia objects: ORDAudio, ORDDoc, ORDImage, and ORDVideo. Because these are static methods, no object is instantiated. Data is passed by method arguments rather than by object attributes.

## 7.1 Important Notes

Methods related to the source of the media have ctx (RAW) as the first argument. Before calling any of these methods for the first time, the client should allocate the ctx structure and initialize it to NULL.

ORDAudio, ORDDoc, and ORDVideo methods related to media parsing have ctx (RAW) as the first argument. Before calling any of these methods for the first time, the client should allocate the ctx structure and initialize it to NULL.

## Static Methods for the Relational Interface

This section presents reference information on the static methods for the relational interface. It is divided into subsections that describe the static methods that are common to all object types, and the static methods that are unique to a particular object type or are implemented differently for the different object types.

- [Static Methods Common to All Object Types](#)
- [Static Methods Unique to the ORDAudio Object Type Relational Interface](#)
- [Static Methods Unique to the ORDDoc Object Type Relational Interface](#)
- [Static Methods Unique to the ORDImage Object Type Relational Interface](#)
- [Static Methods Unique to the ORDVideo Object Type Relational Interface](#)

Within each subsection, the static methods are presented first as they are defined in the SQL source files. Then, each static method is described in alphabetical order within the subsection.

## Static Methods Common to All Object Types

This section presents reference information on the Oracle Multimedia common static methods used for the relational interface. The common static methods for the ORDAudio, ORDDoc, ORDImage, and ORDVideo relational interfaces are defined as follows in the `ordaspec.sql`, `orddspec.sql`, `ordispec.sql`, and `ordvspec.sql` files, respectively.

```
.
.
.
-- Static Methods for the relational interface
STATIC PROCEDURE export(ctx          IN OUT RAW,
                        local_data    IN BLOB,
                        source_type    IN VARCHAR2,
                        source_location IN VARCHAR2,
                        source_name    IN VARCHAR2),
--
STATIC PROCEDURE importFrom(ctx          IN OUT RAW,
                             local_data    IN OUT NOCOPY BLOB,
                             source_type    IN VARCHAR2,
                             source_location IN VARCHAR2,
                             source_name    IN VARCHAR2),
--
STATIC PROCEDURE importFrom(ctx          IN OUT RAW,
                             local_data    IN OUT NOCOPY BLOB,
                             source_type    IN VARCHAR2,
                             source_location IN VARCHAR2,
                             source_name    IN VARCHAR2,
                             format        OUT VARCHAR2,
                             mime_type     OUT VARCHAR2),
.
.
.
```

The examples in this section assume that you have created the test tables as described in [Example Audio Table Definition](#) on page 7-10, [Example Media Table Definition](#) on page 7-22, [Example Image Table Definition](#) on page 7-33, and [Example Video Table Definition](#) on page 7-63, respectively for each object type.

## export( )

### Format

```
export(ctx          IN OUT RAW,  
       local_data   IN BLOB,  
       source_type   IN VARCHAR2,  
       source_location IN VARCHAR2,  
       source_name   IN VARCHAR2);
```

### Description

Copies data from a local source (`local_data`) within the database to an external data source.

---

---

**Note:** The `export( )` method provides native support only when the value of the `source_type` parameter is `FILE`. In this case, the data is written to a file within a directory that is accessible to Oracle Database. User-defined sources may support the `export( )` method to provide `WRITE` access to other types of data stores.

---

---

### Parameters

**ctx**

The source plug-in context information.

**local\_data**

The BLOB location that is being exported.

**source\_type**

The type of the source data that is being exported. This parameter is not case sensitive.

**source\_location**

The location to which the source data is to be exported.

**source\_name**

The name of the object to where the source data is to be exported.

### Usage Notes

After calling the `export( )` method, you can issue a SQL `DELETE` statement or call the `DBMS_LOB.TRIM` procedure to delete the content stored locally, if desired.

The `export( )` method for a source type of `FILE` does not modify data stored in the BLOB.

When the `source_type` parameter has a value of `FILE`, the `source_location` parameter specifies the name of an Oracle directory object, and the `source_name` parameter specifies the name of the file that will contain the data.

The `export( )` method writes only to a database directory object that the user has privilege to access. That is, you can access a directory object that you have created using the SQL `CREATE DIRECTORY` statement, or one to which you have been granted `READ` and `WRITE` access.

For example, the following SQL\*Plus commands create a directory object and grant the user `mediauser` permission to read and write to any file within the directory `/mydir/work`:

```
CONNECT sys/<password> as sysdba
CREATE OR REPLACE DIRECTORY FILE_DIR AS '/mydir/work';
GRANT READ,WRITE ON DIRECTORY FILE_DIR TO mediauser;
```

## Pragmas

None.

## Exceptions

`ORDSourceExceptions.INCOMPLETE_SOURCE_INFORMATION`

This exception is raised if you call the `export()` method and the value of the `source_` type parameter is `NULL`.

`ORDSourceExceptions.IO_ERROR`

This exception is raised if the `export()` method encounters an error writing the BLOB data to the file specified.

`ORDSourceExceptions.METHOD_NOT_SUPPORTED`

This exception is raised if you call the `export()` method and this method is not supported by the source plug-in being used.

See [Appendix H](#) for more information about these exceptions.

## Examples

Export data from a local source to an external audio data source:

---



---

**Note:** Replace `e:/mydir/work` with the directory specification where your test file is located, replace `testaud.dat` with the file specification of your test file, and replace `<system-password>` with the system password.

---



---

```
CONNECT system/<system-password>;
CREATE OR REPLACE DIRECTORY AUDIODIR AS 'e:/mydir/work';
GRANT READ ON DIRECTORY AUDIODIR TO 'mediauser';

CONNECT mediauser/mediauser;
DECLARE
  audio_data BLOB;
  ctx RAW(64) :=NULL;
BEGIN
  SELECT aud INTO audio_data FROM taud WHERE N = 1;
  ORDSYS.ORDAudio.export(ctx, audio_data, 'file', 'AUDIODIR', 'testaud.dat');
EXCEPTION
  WHEN OTHERS THEN
    RAISE;
END;
/
```

## importFrom( )

### Format

```
importFrom(ctx          IN OUT RAW,  
            local_data  IN OUT NOCOPY BLOB,  
            source_type  IN VARCHAR2,  
            source_location IN VARCHAR2,  
            source_name  IN VARCHAR2);
```

### Description

Transfers data from the specified external data source to the source.localData attribute (of the embedded ORDSOURCE object type) within the database.

### Parameters

**ctx**

The source plug-in context information. This should be allocated and initialized to NULL. If you are using a user-defined source plug-in, call the [openSource\( \)](#) method. See [Section 7.1](#) for more information.

**local\_data**

The BLOB location to receive the data.

**source\_type**

The type of the source data.

**source\_location**

The location from which the source data is to be imported.

**source\_name**

The name of the source data.

### Usage Notes

You must ensure that the directory indicated by the source\_location parameter exists or is created before you use this method for file sources.

### Pragmas

None.

### Exceptions

ORDSourceExceptions.METHOD\_NOT\_SUPPORTED

This exception is raised if you call the importFrom( ) method and this method is not supported by the source plug-in being used.

ORDSourceExceptions.NULL\_SOURCE

This exception is raised if you call the importFrom( ) method and the value of the local\_data parameter is NULL or has not been initialized.

See [Appendix H](#) for more information about these exceptions.



## Examples

Import data from the specified external data source into the local source:

---



---

**Note:** Replace *e:/mydir/work* with the directory specification where your test files are located, replace *testing.dat*, *testaud.dat*, and *testvid.dat* with the file specifications of your test files, and replace *<system-password>* with the system password.

---



---

```
CONNECT system/<system-password>;
CREATE OR REPLACE DIRECTORY DOCDIR AS 'e:/mydir/work';
GRANT READ ON DIRECTORY DOCDIR TO 'user';

CONNECT mediauser/mediauser;

DECLARE
    document_data BLOB;
    ctx RAW(64) :=NULL;
BEGIN
    SELECT document INTO document_data FROM tdoc WHERE N = 1 FOR UPDATE;
    ORDSYS.ORDDoc.importFrom(ctx,document_data,'file','DOCDIR','testing.dat');
    UPDATE tdoc SET document = document_data WHERE N = 1;
    COMMIT;
    SELECT document INTO document_data FROM tdoc WHERE N = 2 FOR UPDATE;
    ORDSYS.ORDDoc.importFrom(ctx,document_data,'file','DOCDIR','testaud.dat');
    UPDATE tdoc SET document = document_data WHERE N = 2;
    COMMIT;
    SELECT document INTO document_data FROM tdoc WHERE N = 3 FOR UPDATE;
    ORDSYS.ORDDoc.importFrom(ctx,document_data,'file','DOCDIR','testvid.dat');
    UPDATE tdoc SET document = document_data WHERE N = 3;
    COMMIT;
EXCEPTION
    WHEN OTHERS THEN
        RAISE;
END;
/
```

## importFrom( ) (all attributes)

### Format

```
importFrom(ctx          IN OUT RAW,  
            local_data  IN OUT NOCOPY BLOB,  
            source_type IN VARCHAR2,  
            source_location IN VARCHAR2,  
            source_name  IN VARCHAR2,  
            format       OUT VARCHAR2,  
            mime_type    OUT VARCHAR2);
```

### Description

Transfers data from the specified external data source to the source.localData attribute (of the embedded ORDSOURCE object type) within the database.

### Parameters

**ctx**

The source plug-in context information.

**local\_data**

The BLOB location to receive the data.

**source\_type**

The type of the source data.

**source\_location**

The location from which the source data is to be imported.

**source\_name**

The name of the source data.

**format**

The format of the data. The value is returned if it is available (from HTTP sources).

**mime\_type**

The MIME type of the data. The value is returned if it is available (from HTTP sources).

### Usage Notes

You must ensure that the directory indicated by the source\_location parameter exists or is created before you use this method for file sources.

### Pragmas

None.

### Exceptions

ORDSourceExceptions.METHOD\_NOT\_SUPPORTED

This exception is raised if you call the `importFrom()` method and this method is not supported by the source plug-in being used.

`ORDSourceExceptions.NULL_SOURCE`

This exception is raised if you call the `importFrom()` method and the value of the `local_data` parameter is `NULL` or has not been initialized.

See [Appendix H](#) for more information about these exceptions.

## Examples

Import image data from the specified external data source into the local source:

---

**Note:** Replace `e:/mydir/work` with the directory specification where your test file is located, replace `testimg.dat` with the file specification of your test file, and replace `<system-password>` with the system password.

---

```
CONNECT system/<system-password>;
CREATE OR REPLACE DIRECTORY IMAGEDIR AS 'e:/mydir/work';
GRANT READ ON DIRECTORY IMAGEDIR TO 'user';

DECLARE
  image_data BLOB;
  ctx RAW(64) :=NULL;
  img_format  VARCHAR2(32) := NULL;
  img_mime_type VARCHAR2(80);
BEGIN
  SELECT img INTO image_data FROM timg WHERE N = 1 FOR UPDATE;
  ORDSYS.ORDImage.importFrom(ctx,image_data,'file','IMAGEDIR','testimg.dat',img_format,img_mime_type);
  UPDATE timg SET img = image_data WHERE N = 1;
  COMMIT;
EXCEPTION
  WHEN OTHERS THEN
    RAISE;
END;
/
```

## Static Methods Unique to the ORDAudio Object Type Relational Interface

This section presents reference information on the Oracle Multimedia static methods unique to the ORDAudio relational interface.

The relational interface adds Oracle Multimedia support to audio data stored in BLOBs and BFILEs rather than in the ORDAudio object type. The static methods unique to the ORDAudio relational interface are defined as follows in the `ordaspec.sql` file:

```
.
.
.
-- Static Methods for the relational interface
STATIC PROCEDURE getProperties(ctx          IN OUT RAW,
                              audioBlob    IN BLOB,
                              attributes    IN OUT NOCOPY CLOB,
                              format       IN VARCHAR2),
--
STATIC PROCEDURE getProperties(ctx          IN OUT RAW,
                              audioBlob    IN BLOB,
                              attributes    IN OUT NOCOPY CLOB,
                              mimeType      OUT VARCHAR2,
                              format       IN OUT VARCHAR2,
                              encoding      OUT VARCHAR2,
                              numberOfChannels OUT INTEGER,
                              samplingRate  OUT INTEGER,
                              sampleSize    OUT INTEGER,
                              compressionType OUT VARCHAR2,
                              audioDuration OUT INTEGER),
--
STATIC PROCEDURE getProperties(ctx          IN OUT RAW,
                              audioBfile   IN OUT NOCOPY BFILE,
                              attributes    IN OUT NOCOPY CLOB,
                              format       IN VARCHAR2),
--
STATIC PROCEDURE getProperties(ctx          IN OUT RAW,
                              audioBfile   IN OUT NOCOPY BFILE,
                              attributes    IN OUT NOCOPY CLOB,
                              mimeType      OUT VARCHAR2,
                              format       IN OUT VARCHAR2,
                              encoding      OUT VARCHAR2,
                              numberOfChannels OUT INTEGER,
                              samplingRate  OUT INTEGER,
                              sampleSize    OUT INTEGER,
                              compressionType OUT VARCHAR2,
                              audioDuration OUT INTEGER),
.
.
.
```

### Example Audio Table Definition

The methods described in this section show examples based on a test audio table TAUD. Refer to the TAUD table definition that follows when reading through the examples:

**TAUD Table Definition**

```
CREATE TABLE taud(n
    aud          NUMBER,
    attributes   BLOB,
    mimetype     CLOB,
    mimetype     VARCHAR2(4000),
    format       VARCHAR2(31),
    encoding     VARCHAR2(256),
    numberofchannels INTEGER,
    samplingrate INTEGER,
    samplesize  INTEGER,
    compressiontype VARCHAR2(4000),
    audioduration INTEGER)
LOB(aud) STORE AS SECUREFILE;

INSERT INTO taud VALUES(1,EMPTY_BLOB(),EMPTY_CLOB(), NULL, NULL, NULL, NULL,
    NULL, NULL, NULL, NULL);
INSERT INTO taud VALUES(2,EMPTY_BLOB(),EMPTY_CLOB(), NULL, NULL, NULL, NULL,
    NULL, NULL, NULL, NULL);
COMMIT;
```

## getProperties( ) for BFILEs

### Format

```
getProperties(ctx      IN OUT RAW,  
              audioBfile IN OUT NOCOPY BFILE,  
              attributes IN OUT NOCOPY CLOB,  
              format    IN VARCHAR2);
```

### Description

Reads the audio BFILE data to get the values of the media attributes for supported formats, and then stores them in the input CLOB. This method populates the CLOB with an extensive set of format and application properties in XML form.

### Parameters

**ctx**

The format plug-in context information.

**audioBfile**

The audio data represented as a BFILE.

**attributes**

The CLOB to hold the XML attribute information generated by the `getProperties( )` method. This CLOB is populated with an extensive set of format and application properties of the audio BFILE data in XML form.

**format**

The format of the audio data. If a non-NULL value is specified for this parameter, then the format plug-in for this format type is invoked.

### Usage Notes

None.

### Pragmas

None.

### Exceptions

`ORDAudioExceptions.AUDIO_PLUGIN_EXCEPTION`

This exception is raised if you call the `getProperties( )` method and the audio plug-in raises an exception.

`ORDSourceExceptions.EMPTY_SOURCE`

This exception is raised when the value of the `source.local` attribute is 1 or 0 (TRUE), but the value of the `source.localData` attribute is NULL.

See [Appendix H](#) for more information about these exceptions.

### Examples

Get the property information for known audio attributes:

```
DECLARE
  aud_attr CLOB;
  ctx RAW(64) := NULL;
  aud_data BFILE := BFILENAME('AUDIODIR', 'testaud.dat');
  aud_format VARCHAR2(160) := NULL;
BEGIN
  DBMS_LOB.CREATETEMPORARY(aud_attr, FALSE, DBMS_LOB.CALL);
  ORDSYS.ORDAudio.getProperties(ctx, aud_data, aud_attr, aud_format);

  DBMS_OUTPUT.put_line('Size of XML Annotations ' ||
    TO_CHAR(DBMS_LOB.GETLENGTH(aud_attr)));
EXCEPTION
  WHEN OTHERS THEN
    RAISE;
END;
/
```

## getProperties( ) (all attributes) for BFILEs

### Format

```
getProperties(ctx          IN OUT RAW,  
             audioBfile   IN OUT NOCOPY BFILE,  
             attributes    IN OUT NOCOPY CLOB,  
             mimeType     OUT VARCHAR2,  
             format       IN OUT VARCHAR2  
             encoding     OUT VARCHAR2,  
             numberOfChannels OUT INTEGER,  
             samplingRate  OUT INTEGER,  
             sampleSize   OUT INTEGER,  
             compressionType OUT VARCHAR2,  
             audioDuration OUT INTEGER);
```

### Description

Reads the audio BFILE data to get the values of the media attributes for supported formats, and then stores them in the input CLOB and returns them as explicit parameters. This method gets the properties for the following attributes of the audio data: duration, MIME type, compression type, format, encoding type, number of channels, sampling rate, and sample size. It populates the CLOB with an extensive set of format and application properties in XML form.

### Parameters

**ctx**

The format plug-in context information.

**audioBfile**

The audio data represented as a BFILE.

**attributes**

The CLOB to hold the XML attribute information generated by the getProperties( ) method. This CLOB is populated with an extensive set of format and application properties of the audio BFILE data in XML form.

**mimeType**

The MIME type of the audio data.

**format**

The format of the audio data. If a non-NULL value is specified, then the format plug-in for this format type is invoked. If not specified, the default plug-in is used and the derived format value is returned.

**encoding**

The encoding type of the audio data.

**numberOfChannels**

The number of channels in the audio data.



**samplingRate**

The sampling rate in samples per second at which the audio data was recorded.

**sampleSize**

The sample width or number of samples of audio in the data.

**compressionType**

The compression type of the audio data.

**audioDuration**

The total time required to play the audio data.

**Usage Notes**

If a property cannot be extracted from the media source, then the respective parameter is set to NULL.

**Pragmas**

None.

**Exceptions**

ORDAudioExceptions.AUDIO\_PLUGIN\_EXCEPTION

This exception is raised if you call the `getProperties()` method and the audio plug-in raises an exception.

ORDSourceExceptions.EMPTY\_SOURCE

This exception is raised when the value of the `source.local` attribute is 1 or 0 (TRUE), but the value of the `source.localData` attribute is NULL.

See [Appendix H](#) for more information about these exceptions.

**Examples**

Get the property information for known audio attributes:

```
DECLARE
  aud_attrib      CLOB;
  ctx             RAW(64) :=NULL;
  data           BFILE := BFILENAME('AUDIODIR','testaud.dat');
  mimeType       VARCHAR2(80);
  format         VARCHAR2(32) := NULL;
  encoding       VARCHAR2(160);
  numberOfChannels NUMBER;
  samplingRate   NUMBER;
  sampleSize     NUMBER;
  compressionType VARCHAR2(160);
  audioDuration  NUMBER;
BEGIN
  DBMS_LOB.CREATETEMPORARY(aud_attrib, FALSE, DBMS_LOB.CALL);

  ORDSYS.ORDAudio.getProperties(ctx, data, aud_attrib, mimeType, format, encoding,
    numberOfChannels, samplingRate, sampleSize, compressionType,
    audioDuration);

  DBMS_OUTPUT.put_line('Size of XML Annotations ' ||
    TO_CHAR(DBMS_LOB.GETLENGTH(aud_attrib)));
  DBMS_OUTPUT.put_line('mimeType: ' || mimeType );
  DBMS_OUTPUT.put_line('format: ' || format );
  DBMS_OUTPUT.put_line('encoding: ' || encoding );
  DBMS_OUTPUT.put_line('numberOfChannels: ' || numberOfChannels );
```

```
DBMS_OUTPUT.put_line('samplingRate: ' || samplingRate );
DBMS_OUTPUT.put_line('sampleSize: ' || sampleSize );
DBMS_OUTPUT.put_line('compressionType: ' || compressionType );
DBMS_OUTPUT.put_line('audioDuration: ' || audioDuration );
EXCEPTION
  WHEN OTHERS THEN
    RAISE;
END;
/
```

## getProperties( ) for BLOBs

### Format

```
getProperties(ctx      IN OUT RAW,
             audioBlob IN BLOB,
             attributes IN OUT NOCOPY CLOB,
             format    IN VARCHAR2);
```

### Description

Reads the audio BLOB data to get the values of the media attributes for supported formats, and then stores them in the input CLOB. This method populates the CLOB with an extensive set of format and application properties in XML form.

### Parameters

#### **ctx**

The format plug-in context information.

#### **audioBlob**

The audio data represented as a BLOB.

#### **attributes**

The CLOB to hold the XML attribute information generated by the `getProperties( )` method. This CLOB is populated with an extensive set of format and application properties of the audio BLOB data in XML form.

#### **format**

The format of the audio data. If a non-NULL value is specified for this parameter, then the format plug-in for this format type is invoked; otherwise, the default plug-in is used.

### Usage Notes

None.

### Pragmas

None.

### Exceptions

`ORDAudioExceptions.AUDIO_PLUGIN_EXCEPTION`

This exception is raised if you call the `getProperties( )` method and the audio plug-in raises an exception.

`ORDSourceExceptions.EMPTY_SOURCE`

This exception is raised when the value of the `source.local` attribute is 1 or 0 (TRUE), but the value of the `source.localData` attribute is NULL.

See [Appendix H](#) for more information about these exceptions.

### Examples

Get the property information for known audio attributes:

```
DECLARE
  aud_attrib CLOB;
  ctx RAW(64) :=NULL;
  aud_data BLOB;
  aud_format VARCHAR2(160) := NULL;
BEGIN
  SELECT aud, attributes INTO aud_data, aud_attrib FROM taud WHERE N =1 FOR UPDATE;
  ORDSYS.ORDAudio.getProperties(ctx,aud_data,aud_attrib,aud_format);
  DBMS_OUTPUT.put_line('Size of XML Annotations: ' ||
    TO_CHAR(DBMS_LOB.GETLENGTH(aud_attrib)));
  UPDATE taud SET attributes=aud_attrib WHERE N=1;
  COMMIT;
EXCEPTION
  WHEN OTHERS THEN
    RAISE;
END;
/
```

## getProperties( ) (all attributes) for BLOBs

### Format

```

getProperties(ctx          IN OUT RAW,
              audioBlob   IN BLOB,
              attributes   IN OUT NOCOPY CLOB,
              mimeType     OUT VARCHAR2,
              format       IN OUT VARCHAR2
              encoding     OUT VARCHAR2,
              numberOfChannels OUT INTEGER,
              samplingRate  OUT INTEGER,
              sampleSize   OUT INTEGER,
              compressionType OUT VARCHAR2,
              audioDuration OUT INTEGER);

```

### Description

Reads the audio BLOB data to get the values of the media attributes for supported formats, and then stores them in the input CLOB and returns them as explicit parameters. This method gets the properties for the following attributes of the audio data: duration, MIME type, compression type, format, encoding type, number of channels, sampling rate, and sample size. It populates the CLOB with an extensive set of format and application properties in XML form.

### Parameters

**ctx**

The format plug-in context information.

**audioBlob**

The audio data represented as a BLOB.

**attributes**

The CLOB to hold the XML attribute information generated by the `getProperties( )` method. This CLOB is populated with an extensive set of format and application properties of the audio BLOB data in XML form.

**mimeType**

The MIME type of the audio data.

**format**

The format of the audio data. If a non-NULL value is specified, then the format plug-in for this format type is invoked. If not specified, the derived format value is returned.

**encoding**

The encoding type of the audio data.

**numberOfChannels**

The number of channels in the audio data.

**samplingRate**

The sampling rate in samples per second at which the audio data was recorded.

**sampleSize**

The sample width or number of samples of audio in the data.

**compressionType**

The compression type of the audio data.

**audioDuration**

The total time required to play the audio data.

**Usage Notes**

If a property cannot be extracted from the media source, then the respective parameter is set to NULL.

**Pragmas**

None.

**Exceptions**

ORDAudioExceptions.AUDIO\_PLUGIN\_EXCEPTION

This exception is raised if you call the getProperties() method and the audio plug-in raises an exception.

ORDSourceExceptions.EMPTY\_SOURCE

This exception is raised when the value of the source.local attribute is 1 or 0 (TRUE), but the value of the source.localData attribute is NULL.

See [Appendix H](#) for more information about these exceptions.

**Examples**

Get the property information for known audio attributes:

```
DECLARE
  aud_attrib      CLOB;
  ctx             RAW(64) := NULL;
  aud_data       BLOB;
  mimeType        VARCHAR2(80);
  format         VARCHAR2(32) := NULL;
  encoding       VARCHAR2(160);
  numberOfChannels NUMBER;
  samplingRate   NUMBER;
  sampleSize     NUMBER;
  compressionType VARCHAR2(160);
  audioDuration  NUMBER;
BEGIN
  SELECT aud, attributes, mimetype, format, encoding, numberofchannels, samplingrate,
         samplesize, compressiontype, audioduration INTO aud_data, aud_attrib, mimeType,
         format, encoding, numberOfChannels, samplingRate, sampleSize, compressionType,
         audioDuration FROM taud WHERE N = 1 FOR UPDATE;

  ORDSYS.ORDAudio.getProperties(ctx, aud_data, aud_attrib, mimeType, format, encoding,
                                numberOfChannels, samplingRate, sampleSize, compressionType, audioDuration);

  DBMS_OUTPUT.put_line('Size of XML Annotations ' ||
                       TO_CHAR(DBMS_LOB.GETLENGTH(aud_attrib)));
  DBMS_OUTPUT.put_line('mimeType: ' || mimeType);
  DBMS_OUTPUT.put_line('format: ' || format);
```

```
DBMS_OUTPUT.put_line('encoding: ' || encoding );
DBMS_OUTPUT.put_line('numberOfChannels: ' || numberOfChannels );
DBMS_OUTPUT.put_line('samplingRate: ' || samplingRate );
DBMS_OUTPUT.put_line('sampleSize: ' || sampleSize );
DBMS_OUTPUT.put_line('compressionType: ' || compressionType );
DBMS_OUTPUT.put_line('audioDuration: ' || audioDuration );
UPDATE taud SET
    aud=aud_data,
    attributes=aud_attrib,
    mimetype=mimeType,
    format=format,
    encoding=encoding,
    numberOfchannels=numberOfChannels,
    samplingrate=samplingRate,
    samplesize=sampleSize,
    compressiontype=compressionType,
    audioduration=audioDuration
WHERE n=1;
COMMIT;
EXCEPTION
    WHEN OTHERS THEN
        RAISE;
END;
/
```

## Static Methods Unique to the ORDDoc Object Type Relational Interface

This section presents reference information on the Oracle Multimedia static methods unique to the ORDDoc relational interface.

The relational interface adds Oracle Multimedia support to audio, image, video, and other heterogeneous media data stored in BLOBs and BFILEs rather than in the ORDDoc object type. The static methods unique to the ORDDoc relational interface are defined as follows in the `orddspeg.sql` file:

```
.
.
.
-- Static Methods for the relational interface
STATIC PROCEDURE getProperties(ctx          IN OUT RAW,
                              docBlob     IN BLOB,
                              attributes   IN OUT NOCOPY CLOB,
                              format      IN VARCHAR2),
--
STATIC PROCEDURE getProperties(ctx          IN OUT RAW,
                              docBlob     IN BLOB,
                              attributes   IN OUT NOCOPY CLOB,
                              mimeType     OUT VARCHAR2,
                              format      IN OUT VARCHAR2,
                              contentLength OUT INTEGER),
--
STATIC PROCEDURE getProperties(ctx          IN OUT RAW,
                              docBfile    IN OUT NOCOPY BFILE,
                              attributes   IN OUT NOCOPY CLOB,
                              format      IN VARCHAR2),
--
STATIC PROCEDURE getProperties(ctx          IN OUT RAW,
                              docBfile    IN OUT NOCOPY BFILE,
                              attributes   IN OUT NOCOPY CLOB,
                              mimeType     OUT VARCHAR2,
                              format      IN OUT VARCHAR2,
                              contentLength OUT INTEGER),
.
.
.
```

### Example Media Table Definition

The methods described in this section show examples based on a test document table TDOC. Refer to the TDOC table definition that follows when reading through the examples:

#### TDOC Table Definition

```
CREATE TABLE tdoc(n          NUMBER,
                  document   BLOB,
                  attributes  CLOB,
                  mimetype    VARCHAR2(80),
                  format      VARCHAR2(80),
                  contentlength INTEGER)
LOB(document) STORE AS SECUREFILE;

INSERT INTO tdoc VALUES(1, EMPTY_BLOB(), EMPTY_CLOB(), NULL, NULL, NULL);
INSERT INTO tdoc VALUES(2, EMPTY_BLOB(), EMPTY_CLOB(), NULL, NULL, NULL);
```



```
INSERT INTO tdoc VALUES(3, EMPTY_BLOB(), EMPTY_CLOB(), NULL, NULL, NULL);  
INSERT INTO tdoc VALUES(4, EMPTY_BLOB(), EMPTY_CLOB(), NULL, NULL, NULL);  
COMMIT;
```

## getProperties( ) for BFILEs

### Format

```
getProperties(ctx      IN OUT RAW,  
              docBfile IN OUT NOCOPY BFILE,  
              attributes IN OUT NOCOPY CLOB,  
              format   IN VARCHAR2);
```

### Description

Reads the document BFILE data to get the values of the media attributes, and then stores them in the input CLOB. It populates the CLOB with an extensive set of format and application properties in XML form.

### Parameters

**ctx**

The format plug-in context information.

**docBfile**

The document data represented as a BFILE.

**attributes**

The CLOB to hold the XML attribute information generated by the getProperties( ) method. This CLOB is populated with an extensive set of format and application properties of the document BFILE data in XML form.

**format**

The format of the document data. If a non-NULL value is specified, then the format plug-in for this format type is invoked.

### Usage Notes

None.

### Pragmas

None.

### Exceptions

ORDDocExceptions.DOC\_PLUGIN\_EXCEPTION

This exception is raised if you call the getProperties( ) method and the document plug-in raises an exception.

ORDSourceExceptions.EMPTY\_SOURCE

This exception is raised when the value of the source.local attribute is 1 or 0 (TRUE), but the value of the source.localData attribute is NULL.

See [Appendix H](#) for more information about these exceptions.

### Examples

Get the property information for known document attributes:

```
DECLARE
  doc_attrib CLOB;
  ctx RAW(64) :=NULL;
  doc_data BFILE := BFILENAME('DOCDIR','testvid.dat');
  doc_format VARCHAR2(160) := NULL;
BEGIN
  DBMS_LOB.CREATETEMPORARY(doc_attrib, FALSE, DBMS_LOB.CALL);
  ORDSYS.ORDDoc.getProperties(ctx, doc_data, doc_attrib, doc_format);

  DBMS_OUTPUT.put_line('Size of XML Annotations ' ||
    TO_CHAR(DBMS_LOB.GETLENGTH(doc_attrib)));
EXCEPTION
  WHEN OTHERS THEN
    RAISE;
END;
/
```

## getProperties( ) (all attributes) for BFILEs

### Format

```
getProperties(ctx          IN OUT RAW,  
             docBfile     IN OUT NOCOPY BFILE,  
             attributes    IN OUT NOCOPY CLOB,  
             mimeType      OUT VARCHAR2,  
             format        IN OUT VARCHAR2,  
             contentLength OUT INTEGER);
```

### Description

Reads the document BFILE data to get the values of the media attributes for supported formats, and then stores them in the input CLOB and returns them as explicit parameters. This method gets the properties for the following attributes of the document data: MIME type, content length, and format. It populates the CLOB with an extensive set of format and application properties in XML form.

### Parameters

**ctx**

The format plug-in context information.

**docBfile**

The document data represented as a BFILE.

**attributes**

The CLOB to hold the XML attribute information generated by the getProperties( ) method. This CLOB is populated with an extensive set of format and application properties of the document BFILE data in XML form.

**mimeType**

The MIME type of the document data.

**format**

The format of the document data. If a non-NULL value is specified, then the format plug-in for this format type is invoked. If not specified, the derived format is returned.

**contentLength**

The length of the content, in bytes.

### Usage Notes

If a property cannot be extracted from the media source, then the respective parameter is set to NULL.

### Pragmas

None.

### Exceptions

ORDDocExceptions.DOC\_PLUGIN\_EXCEPTION

This exception is raised if you call the `getProperties()` method and the document plug-in raises an exception.

#### ORDSourceExceptions.EMPTY\_SOURCE

This exception is raised when the value of the `source.local` attribute is 1 or 0 (TRUE), but the value of the `source.localData` attribute is NULL.

See [Appendix H](#) for more information about these exceptions.

## Examples

Get the property information for known document attributes:

```

DECLARE
  doc_attrib          CLOB;
  ctx                 RAW(64) :=NULL;
  doc_data            BFILE := BFILENAME('DOCDIR','testing.dat');
  doc_mimeType        VARCHAR2(80);
  doc_format          VARCHAR2(32) := NULL;
  doc_contentLength  NUMBER;
BEGIN
  DBMS_LOB.CREATETEMPORARY(doc_attrib, FALSE, DBMS_LOB.CALL);
  ORDSYS.ORDDoc.getProperties(ctx, doc_data, doc_attrib,
                              doc_mimeType, doc_format, doc_contentLength);
  DBMS_OUTPUT.put_line('Size of XML Annotations ' || TO_CHAR(DBMS_LOB.GETLENGTH(doc_attrib)));
  DBMS_OUTPUT.put_line('mimeType: ' || doc_mimeType );
  DBMS_OUTPUT.put_line('format: ' || doc_format );
  DBMS_OUTPUT.put_line('contentLength: ' || doc_contentLength );
EXCEPTION
  WHEN OTHERS THEN
    RAISE;
END;
/

```

## getProperties() for BLOBs

### Format

```
getProperties(ctx      IN OUT RAW,  
              docBlob IN BLOB,  
              attributes IN OUT NOCOPY CLOB,  
              format   IN VARCHAR2);
```

### Description

Reads the document BLOB data to get the values of the media attributes, and then stores them in the input CLOB. This method populates the CLOB with an extensive set of format and application properties in XML form.

### Parameters

**ctx**

The format plug-in context information.

**docBlob**

The document data represented as a BLOB.

**attributes**

The CLOB to hold the XML attribute information generated by the `getProperties()` method. This CLOB is populated with an extensive set of format and application properties of the document BLOB data in XML form.

**format**

The format of the document data. If a non-NULL value is specified, then the format plug-in for this format type is invoked.

### Usage Notes

None.

### Pragmas

None.

### Exceptions

`ORDDocExceptions.DOC_PLUGIN_EXCEPTION`

This exception is raised if you call the `getProperties()` method and the document plug-in raises an exception.

`ORDSourceExceptions.EMPTY_SOURCE`

This exception is raised when the value of the `source.local` attribute is 1 or 0 (TRUE), but the value of the `source.localData` attribute is NULL.

See [Appendix H](#) for more information about these exceptions.

### Examples

Get the property information for known document attributes:

```
DECLARE
  doc_attrib CLOB;
  ctx RAW(64) :=NULL;
  doc_data BLOB;
  doc_format VARCHAR2(160) := NULL;

BEGIN
  SELECT document,attributes INTO doc_data,doc_attrib FROM tdoc WHERE N = 1 FOR UPDATE;
  ORDSYS.ORDDoc.getProperties(ctx, doc_data, doc_attrib, doc_format);

  DBMS_OUTPUT.put_line('Size of XML Annotations ' ||
    TO_CHAR(DBMS_LOB.GETLENGTH(doc_attrib)));
  UPDATE tdoc SET document=doc_data, attributes=doc_attrib WHERE N=1;
  COMMIT;
  EXCEPTION
    WHEN OTHERS THEN
      RAISE;
END;
/
```

## getProperties( ) (all attributes) for BLOBs

### Format

```
getProperties(ctx      IN OUT RAW,  
             docBlob  IN BLOB,  
             attributes IN OUT NOCOPY CLOB,  
             mimeType  OUT VARCHAR2,  
             format    IN OUT VARCHAR2,  
             contentLength OUT INTEGER);
```

### Description

Reads the document BLOB data to get the values of the media attributes, and then stores them in the input CLOB and returns them as explicit parameters. This method gets the properties for the following attributes of the document data: MIME type, content length, and format. It populates the CLOB with an extensive set of format and application properties in XML form.

### Parameters

**ctx**

The format plug-in context information.

**docBlob**

The document data represented as a BLOB.

**attributes**

The CLOB to hold the XML attribute information generated by the getProperties( ) method. This CLOB is populated with an extensive set of format and application properties of the document BLOB data in XML form.

**mimeType**

The MIME type of the document data.

**format**

The format of the document data. If a non-NULL value is specified, then the format plug-in for this format type is invoked.

**contentLength**

The length of the content, in bytes.

### Usage Notes

If a property cannot be extracted from the media source, then the respective parameter is set to NULL.

### Pragmas

None.

### Exceptions

ORDDocExceptions.DOC\_PLUGIN\_EXCEPTION



This exception is raised if you call the `getProperties()` method and the document plug-in raises an exception.

#### ORDSourceExceptions.EMPTY\_SOURCE

This exception is raised when the value of the `source.local` attribute is 1 or 0 (TRUE), but the value of the `source.localData` attribute is NULL.

See [Appendix H](#) for more information about these exceptions.

## Examples

Get the property information for known document attributes:

```
DECLARE
  doc_attrib      CLOB;
  ctx             RAW(64) :=NULL;
  doc_data       BLOB;
  doc_mimeType   VARCHAR2(80);
  doc_format     VARCHAR2(32) :=NULL;
  doc_contentLength NUMBER;
BEGIN
  SELECT document, attributes, mimeType, format, contentlength INTO doc_data,
    doc_attrib, doc_mimeType, doc_format, doc_contentLength FROM tdoc
    WHERE N = 1 FOR UPDATE;

  ORDSYS.ORDDoc.getProperties(ctx, doc_data, doc_attrib,
    doc_mimeType, doc_format, doc_contentLength);

  DBMS_OUTPUT.put_line('Size of XML Annotations ' ||
    TO_CHAR(DBMS_LOB.GETLENGTH(doc_attrib)));
  DBMS_OUTPUT.put_line('mimeType: ' || doc_mimeType );
  DBMS_OUTPUT.put_line('format: ' || doc_format );
  DBMS_OUTPUT.put_line('contentLength: ' || doc_contentLength );
  UPDATE tdoc SET
    document=doc_data,
    attributes=doc_attrib,
    mimeType=doc_mimeType,
    format=doc_format,
    contentlength=doc_contentLength
  WHERE N=1;
  COMMIT;
EXCEPTION
  WHEN OTHERS THEN
    RAISE;
END;
/
```

## Static Methods Unique to the ORDImage Object Type Relational Interface

This section presents reference information on the Oracle Multimedia static methods unique to the ORDImage relational interface.

The relational interface adds Oracle Multimedia support to image data stored in BLOBs and BFILEs rather than in the ORDImage object type. The static methods unique to the ORDImage relational interface are defined as follows in the `ordispec.sql` file:

```

.
.
.
-- Static Methods for the relational interface
STATIC PROCEDURE getProperties(imageBlob          IN BLOB,
                             attributes          IN OUT NOCOPY CLOB,
                             mimeType           OUT VARCHAR2,
                             width             OUT INTEGER,
                             height           OUT INTEGER,
                             fileFormat        OUT VARCHAR2,
                             contentFormat     OUT VARCHAR2,
                             compressionFormat OUT VARCHAR2,
                             contentLength     OUT INTEGER),
--
STATIC PROCEDURE getProperties(imageBlob          IN BLOB,
                             attributes          IN OUT NOCOPY CLOB),
--
STATIC PROCEDURE getProperties(imageBfile        IN OUT NOCOPY BFILE,
                             attributes          IN OUT NOCOPY CLOB,
                             mimeType           OUT VARCHAR2,
                             width             OUT INTEGER,
                             height           OUT INTEGER,
                             fileFormat        IN OUT VARCHAR2,
                             contentFormat     OUT VARCHAR2,
                             compressionFormat OUT VARCHAR2,
                             contentLength     OUT INTEGER),
--
STATIC PROCEDURE getProperties(imageBfile IN OUT NOCOPY BFILE,
                             attributes IN OUT NOCOPY CLOB),
--
STATIC FUNCTION getMetadata(imageBlob          IN BLOB,
                             metadataType     IN VARCHAR2 DEFAULT 'ALL')
    RETURN SYS.XMLSEQUENCETYPE,
--
STATIC FUNCTION getMetadata(imageBfile        IN BFILE,
                             metadataType     IN VARCHAR2 DEFAULT 'ALL')
    RETURN SYS.XMLSEQUENCETYPE,
--
STATIC PROCEDURE putMetadata(imageBlob          IN BLOB,
                             dest              IN OUT NOCOPY BLOB,
                             xmlData          IN SYS.XMLType,
                             metadataType     IN VARCHAR2 DEFAULT 'XMP',
                             encoding         IN VARCHAR2 DEFAULT 'UTF-8'),
--
STATIC PROCEDURE putMetadata(imageBfile        IN BFILE,
                             dest              IN OUT NOCOPY BLOB,
                             xmlData          IN SYS.XMLType,
                             metadataType     IN VARCHAR2 DEFAULT 'XMP',

```

```

                                encoding    IN VARCHAR2 DEFAULT 'UTF-8'),
--
STATIC PROCEDURE process(imageBlob IN OUT NOCOPY BLOB,
                        command  IN VARCHAR2),
--
STATIC PROCEDURE processCopy(imageBlob IN BLOB,
                        command IN  VARCHAR2,
                        dest    IN OUT NOCOPY BLOB),
--
STATIC PROCEDURE processCopy(imageBfile IN OUT BFILE,
                        command  IN VARCHAR2,
                        dest    IN OUT NOCOPY BLOB),
--
STATIC PROCEDURE process(imageBlob      IN OUT NOCOPY BLOB,
                        command         IN VARCHAR2,
                        width           IN INTEGER,
                        height          IN INTEGER,
                        fileFormat      IN VARCHAR2,
                        contentFormat   IN VARCHAR2,
                        compressionFormat IN VARCHAR2),
--
STATIC PROCEDURE processCopy(imageBlob IN BLOB,
                        command        IN VARCHAR2,
                        dest            IN OUT NOCOPY BLOB,
                        width          IN INTEGER,
                        height         IN INTEGER,
                        fileFormat     IN VARCHAR2,
                        contentFormat  IN VARCHAR2,
                        compressionFormat IN VARCHAR2),
--
STATIC PROCEDURE processCopy(imageBfile  IN OUT NOCOPY BFILE,
                        command          IN VARCHAR2,
                        dest            IN OUT NOCOPY BLOB,
                        width          IN INTEGER,
                        height         IN INTEGER,
                        fileFormat     IN VARCHAR2,
                        contentFormat  IN VARCHAR2,
                        compressionFormat IN VARCHAR2),
--
STATIC FUNCTION getDicomMetadata(imageBlob      IN BLOB,
                                optionString IN VARCHAR2) RETURN XMLType,
--
STATIC FUNCTION getDicomMetadata(imageBfile    IN BFILE,
                                optionString IN VARCHAR2) RETURN XMLType
.
.
.

```

## Example Image Table Definition

The methods described in this section show examples based on a test image table TIMG. Refer to the TIMG table definition that follows when reading through the examples:

### TIMG Table Definition

```

CREATE TABLE timg(n NUMBER,
                 img BLOB,
                 attributes CLOB,
                 mimetype VARCHAR2(4000),
                 width INTEGER,

```

```
        height INTEGER,  
        fileformat VARCHAR2(4000),  
        contentformat VARCHAR2(4000),  
        compressionformat VARCHAR2(4000),  
        contentlength INTEGER)  
LOB(img) STORE AS SECUREFILE;  
  
INSERT INTO timg VALUES(1, EMPTY_BLOB(), EMPTY_CLOB(), NULL,  
                        NULL, NULL, NULL, NULL, NULL, NULL);  
INSERT INTO timg VALUES(2, EMPTY_BLOB(), EMPTY_CLOB(), NULL,  
                        NULL, NULL, NULL, NULL, NULL, NULL);  
COMMIT;
```

## getDicomMetadata( ) for BFILES

### Format

```
getDicomMetadata(imageBfile      IN BFILE,
                 optionString    IN VARCHAR2)
RETURN XMLType;
```

### Description

Returns an XML representation of the metadata extracted from the DICOM image stored in the BFILE. See [Appendix F](#) for information about the XML schema for DICOM.

### Parameters

#### **imageBfile**

The DICOM image data represented as a BFILE.

#### **optionString**

A string that specifies the type of DICOM metadata to extract. For this release, the only valid value is `imageGeneral`. All other values are ignored.

### Usage Notes

The DICOM standard defines many sets of rules for encoding a DICOM object in a binary stream. See [Appendix G](#) for information about the DICOM encoding rules supported by Oracle Multimedia.

See *Oracle Multimedia User's Guide* for more information about the DICOM feature.

### Pragmas

None.

### Exceptions

`ORDImageExceptions.NULL_CONTENT`

This exception is raised when the image is NULL.

See [Appendix H](#) for more information about this exception.

### Examples

```
DECLARE
    local_imageBFile BFILE;
    dicom_metadata XMLType := NULL;

BEGIN
    SELECT imageBFile INTO local_imageBFile FROM medicalImageFilesTable WHERE id =
1;
    dicom_metadata := ORDSYS.ORDImage.getDicomMetadata(local_
imageBfile,'imageGeneral');
    IF (dicom_metadata is NULL) THEN
        DBMS_OUTPUT.PUT_LINE('dicom metadata is NULL');
    END IF;

    -- print the value of the one of the elements in extracted
```

```
-- dicom metadata

DBMS_OUTPUT.PUT_LINE('namespace: ' || dicom_metadata.getNamespace() );

EXCEPTION
WHEN ORDSYS.ORDImageExceptions.NULL_CONTENT THEN
    DBMS_OUTPUT.PUT_LINE('imageBfile is null ');
WHEN OTHERS THEN
    RAISE;
END;
/
```

## getDicomMetadata( ) for BLOBs

### Format

```
getDicomMetadata(imageBlob      IN BLOB,
                 optionString  IN VARCHAR2)
RETURN XMLType;
```

### Description

Returns an XML representation of the metadata extracted from the DICOM image stored in the BLOB. See [Appendix F](#) for information about the XML schema for DICOM.

### Parameters

#### **imageBlob**

The DICOM image data represented as a BLOB.

#### **optionString**

A string that specifies the type of DICOM metadata to extract. For this release, the only valid value is `imageGeneral`. All other values are ignored.

### Usage Notes

The DICOM standard defines many sets of rules for encoding a DICOM object in a binary stream. See [Appendix G](#) for information about the DICOM encoding rules supported by Oracle Multimedia.

See *Oracle Multimedia User's Guide* for more information about the DICOM feature.

### Pragmas

None.

### Exceptions

`ORDImageExceptions.NULL_CONTENT`

This exception is raised when the image is NULL.

See [Appendix H](#) for more information about this exception.

### Examples

```
DECLARE
    local_imageBlob BLOB;
    dicom_metadata XMLType := NULL;

BEGIN
    SELECT imageBlob INTO local_imageBlob FROM medicalImageBlobsTable WHERE id =
1;
    dicom_metadata := ORDSYS.ORDImage.getDicomMetadata(local_
imageBlob,'imageGeneral');
    IF (dicom_metadata is NULL) THEN
        DBMS_OUTPUT.PUT_LINE('dicom metadata is NULL');
    END IF;

    -- print the value of the one of the elements in extracted
```

```
-- dicom metadata

DBMS_OUTPUT.PUT_LINE('namespace: ' || dicom_metadata.getNamespace() );

EXCEPTION
WHEN ORDSYS.ORDImageExceptions.NULL_CONTENT THEN
    DBMS_OUTPUT.PUT_LINE('imageBlob is null ');
WHEN OTHERS THEN
    RAISE;
END;
/
```



## getMetadata( ) for BFILES

### Format

```
getMetadata(imageBfile      IN NOCOPY BFILE,
            metadataType    IN VARCHAR2 DEFAULT 'ALL'
RETURN XMLSequenceType;
```

### Description

Extracts the specified types of metadata from the imageBfile and returns an array of schema valid XML documents. If no matching metadata is found, an empty array is returned.

### Parameters

#### **imageBfile**

The image data represented as a BFILE.

#### **metadataType**

A string that identifies the types of embedded metadata to extract. Valid values are ALL, ORDIMAGE, XMP, EXIF, and IPTC-IIM. The default value is ALL.

### Usage Notes

When the value of input parameter metadataType is ALL, and more than one type of supported metadata is present in the image, this method returns several XML documents, one for each type of metadata found. For other values of the input parameter, the method returns zero or one XML document.

Each document is stored as an instance of XMLType, and is based on one of the metadata schemas. The method XMLType.getNamespace( ) can be used to determine the type of metadata represented in that document.

See [Appendix F](#) for a description of the supported metadata schemas.

See *Oracle Multimedia User's Guide* for more information about the metadata feature.

### Pragmas

None.

### Exceptions

ORDImageExceptions.NULL\_CONTENT

This exception is raised when the imageBfile parameter is NULL.

See [Appendix H](#) for more information about this exception.

### Examples

```
DECLARE
  imageBfile  BFILE := BFILENAME('MEDIA_DIR', 'keyboard.jpg');
  metav      XMLSequenceType;
BEGIN

  metav := ORDSYS.ORDImage.getMetadata(imageBfile, 'ALL');
```

```
-- print the namespace of each metadata document
FOR i in 1..metav.count LOOP
    DBMS_OUTPUT.PUT_LINE('namespace: ' || metav(i).getNamespace() );
END LOOP;

EXCEPTION
WHEN ORDSYS.ORDImageExceptions.NULL_CONTENT THEN
    DBMS_OUTPUT.PUT_LINE('imageBlob is null');
WHEN OTHERS THEN
    RAISE;
END;
/
```

## getMetadata( ) for BLOBs

### Format

```
getMetadata(imageBlob      IN NOCOPY BLOB,
            metadataType   IN VARCHAR2 DEFAULT 'ALL')
RETURN XMLSequenceType;
```

### Description

Extracts the specified types of metadata from the imageBlob and returns an array of schema valid XML documents. If no matching metadata is found, an empty array is returned.

### Parameters

#### **imageBlob**

The image data represented as a BLOB.

#### **metadataType**

A string that identifies the types of embedded metadata to extract. Valid values are ALL, ORDIMAGE, XMP, EXIF, and IPTC-IIM. The default value is ALL.

### Usage Notes

When the value of input parameter metadataType is ALL, and more than one type of supported metadata is present in the image, this method returns several XML documents, one for each type of metadata found. For other values of the input parameter, the method returns zero or one XML document.

Each document is stored as an instance of XMLType, and is based on one of the metadata schemas. The method XMLType.getNamespace( ) can be used to determine the type of metadata represented in that document.

See [Appendix F](#) for a description of the supported metadata schemas.

See *Oracle Multimedia User's Guide* for more information about the metadata feature.

### Pragmas

None.

### Exceptions

ORDImageExceptions.NULL\_CONTENT

This exception is raised when the imageBlob parameter is NULL.

See [Appendix H](#) for more information about this exception.

### Examples

```
DECLARE
  imageBlob BLOB;
  metav     XMLSequenceType;
BEGIN
  SELECT ad_photo
  INTO imageBlob
  FROM pm.print_media
```

```
WHERE product_id = 3106;

metav := ORDSYS.ORDImage.getMetadata(imageBlob, 'ALL');

-- print the namespace of each metadata document
FOR i in 1..metav.count LOOP
    DBMS_OUTPUT.PUT_LINE('namespace: ' || metav(i).getNamespace() );
END LOOP;

EXCEPTION
WHEN ORDSYS.ORDImageExceptions.NULL_CONTENT THEN
    DBMS_OUTPUT.PUT_LINE('imageBlob is null');
WHEN OTHERS THEN
    RAISE;
END;
/
```

## getProperties( ) for BFILEs

### Format

```
getProperties(imageBfile  IN OUT NOCOPY BFILE,
              attributes  IN OUT NOCOPY CLOB);
```

### Description

Reads the image BFILE data to get the values of the media attributes for supported formats, and then stores them in the input CLOB. This method populates the CLOB with a set of format properties in XML form.

### Parameters

#### **imageBfile**

The image data represented as a BFILE.

#### **attributes**

The CLOB to hold the XML attribute information generated by the getProperties( ) method. This CLOB is populated with a set of format properties of the image BFILE data in XML form.

### Usage Notes

None.

### Pragmas

None.

### Exceptions

ORDImageExceptions.NULL\_CONTENT

This exception is raised when the imageBfile parameter is NULL.

See [Appendix H](#) for more information about this exception.

### Examples

Get the property information for known image attributes:

```
DECLARE
  img_attrib CLOB;
  data BFILE := BFILENAME('IMAGEDIR','testing.dat');
BEGIN
  DBMS_LOB.CREATETEMPORARY(img_attrib, FALSE, DBMS_LOB.CALL);
  ORDSYS.ORDImage.getProperties(data, img_attrib);

  DBMS_OUTPUT.put_line('Size of XML Annotations ' ||
    TO_CHAR(DBMS_LOB.GETLENGTH(img_attrib)));
EXCEPTION
  WHEN OTHERS THEN
    RAISE;
END;
/
```

## getProperties( ) (all attributes) for BFILEs

### Format

```
getProperties(imageBfile      IN OUT NOCOPY BFILE,  
              attributes     IN OUT NOCOPY CLOB,  
              mimeType       OUT VARCHAR2,  
              width          OUT INTEGER,  
              height         OUT INTEGER,  
              fileFormat     OUT VARCHAR2,  
              contentFormat  OUT VARCHAR2,  
              compressionFormat OUT VARCHAR2,  
              contentLength  OUT INTEGER);
```

### Description

Reads the image BFILE data to get the values of the media attributes for supported formats, and then stores them in the input CLOB and returns them as explicit parameters. This method gets the properties for the following attributes of the image data: MIME type, width, height, file format, content format, compression format, and content length. It populates the CLOB with a set of format properties in XML form.

### Parameters

**imageBfile**

The image data represented as a BFILE.

**attributes**

The CLOB to hold the XML attribute information generated by the getProperties( ) method. This CLOB is populated with a set of properties of the image BFILE data in XML form.

**mimeType**

The MIME type of the image data.

**width**

The width of the image in pixels.

**height**

The height of the image in pixels.

**fileFormat**

The format of the image data.

**contentFormat**

The type of image (monochrome, and so forth).

**compressionFormat**

The compression algorithm used on the image data.

**contentLength**

The size of the image file on disk, in bytes.

## Usage Notes

If a property cannot be extracted from the media source, then the respective parameter is set to NULL.

## Pragmas

None.

## Exceptions

ORDImageExceptions.NULL\_CONTENT

This exception is raised when the imageBfile parameter is NULL.

See [Appendix H](#) for more information about this exception.

## Examples

Get the property information for known image attributes:

```
DECLARE
  img_data          BFILE := BFILENAME('IMAGEDIR','testing.dat');
  img_attrib        CLOB;
  mimeType          VARCHAR2(80);
  width            NUMBER;
  height           NUMBER;
  fileFormat       VARCHAR2(32);
  contentFormat    VARCHAR2(4000);
  compressionFormat VARCHAR2(4000);
  contentLength    NUMBER;
BEGIN
  DBMS_LOB.CREATETEMPORARY(img_attrib, FALSE, DBMS_LOB.CALL);

  ORDSYS.ORDImage.getProperties(img_data, img_attrib,
    mimeType, width, height, fileFormat,
    contentFormat, compressionFormat, contentLength);

  DBMS_OUTPUT.put_line('Size of XML Annotations ' ||
    TO_CHAR(DBMS_LOB.GETLENGTH(img_attrib)));
  DBMS_OUTPUT.put_line('mimeType: ' || mimeType );
  DBMS_OUTPUT.put_line('width: ' || width );
  DBMS_OUTPUT.put_line('height: ' || height );
  DBMS_OUTPUT.put_line('fileFormat: ' || fileFormat );
  DBMS_OUTPUT.put_line('contentFormat: ' || contentFormat );
  DBMS_OUTPUT.put_line('compressionFormat: ' || compressionFormat );
  DBMS_OUTPUT.put_line('contentLength: ' || contentLength );
EXCEPTION
  WHEN OTHERS THEN
    RAISE;
END;
/
```

## getProperties( ) for BLOBs

### Format

```
getProperties(imageBlob IN BLOB,  
             attributes IN OUT NOCOPY CLOB);
```

### Description

Reads the image BLOB data to get the values of the media attributes for supported formats, and then stores them in the input CLOB. This method populates the CLOB with a set of format properties in XML form.

### Parameters

**imageBlob**

The image data represented as a BLOB.

**attributes**

The CLOB to hold the XML attribute information generated by the `getProperties()` method. This CLOB is populated with a set of format properties of the image BLOB data in XML form.

### Usage Notes

None.

### Pragmas

None.

### Exceptions

`ORDImageExceptions.NULL_CONTENT`

This exception is raised when the `imageBlob` parameter is `NULL`.

See [Appendix H](#) for more information about this exception.

### Examples

Get the property information for known image attributes:

```
DECLARE  
  img_attrib CLOB;  
  img_data BLOB;  
BEGIN  
  SELECT img, attributes INTO img_data, img_attrib FROM timg WHERE N = 1 FOR UPDATE;  
  ORDSYS.ORDImage.getProperties(img_data, img_attrib);  
  
  DBMS_OUTPUT.put_line('Size of XML Annotations ' ||  
                       TO_CHAR(DBMS_LOB.GETLENGTH(img_attrib)));  
  UPDATE timg SET img=img_data, attributes=img_attrib WHERE N=1;  
  COMMIT;  
EXCEPTION  
  WHEN OTHERS THEN  
    RAISE;  
END;  
/
```



## getProperties( ) (all attributes) for BLOBs

### Format

```

getProperties(imageBlob      IN BLOB,
              attributes     IN OUT NOCOPY CLOB,
              mimeType       OUT VARCHAR2,
              width          OUT INTEGER,
              height         OUT INTEGER,
              fileFormat     OUT VARCHAR2,
              contentFormat  OUT VARCHAR2,
              compressionFormat OUT VARCHAR2,
              contentLength  OUT INTEGER);

```

### Description

Reads the image BLOB data to get the values of the media attributes for supported formats, and then stores them in the input CLOB and returns them as explicit parameters. This method gets the properties for the following attributes of the image data: MIME type, width, height, file format, content format, compression format, and content length. It populates the CLOB with a set of format properties in XML form.

### Parameters

#### **imageBlob**

The image data represented as a BLOB.

#### **attributes**

The CLOB to hold the XML attribute information generated by the `getProperties()` method. This CLOB is populated with a set of format properties of the image BLOB data in XML form.

#### **mimeType**

The MIME type of the image data.

#### **width**

The width of the image in pixels.

#### **height**

The height of the image in pixels.

#### **fileFormat**

The format of the image data.

#### **contentFormat**

The type of image (monochrome, and so forth).

#### **compressionFormat**

The compression algorithm used on the image data.

#### **contentLength**

The size of the image file on disk, in bytes.

## Usage Notes

If a property cannot be extracted from the media source, then the respective parameter is set to NULL.

## Pragmas

None.

## Exceptions

ORDImageExceptions.NULL\_CONTENT

This exception is raised when the imageBlob parameter is NULL.

See [Appendix H](#) for more information about this exception.

## Examples

Get the property information for known image attributes:

```
DECLARE
  img_data          BLOB;
  img_attrib        CLOB;
  mimeType          VARCHAR2(4000);
  width             NUMBER;
  height            NUMBER;
  fileFormat        VARCHAR2(32);
  contentFormat     VARCHAR2(4000);
  compressionFormat VARCHAR2(4000);
  contentLength     NUMBER;
BEGIN
  SELECT img, attributes, mimetype, width, height, fileformat, contentformat,
         compressionformat, contentlength INTO img_data, img_attrib, mimeType, width,
         height, fileFormat, contentFormat, compressionFormat, contentLength
  FROM timg WHERE N = 1 FOR UPDATE;

  ORDSYS.ORDImage.getProperties(img_data, img_attrib,
                                mimeType, width, height, fileFormat,
                                contentFormat, compressionFormat, contentLength);

  DBMS_OUTPUT.put_line('Size of XML Annotations ' ||
                       TO_CHAR(DBMS_LOB.GETLENGTH(img_attrib)));
  DBMS_OUTPUT.put_line('mimeType: ' || mimeType );
  DBMS_OUTPUT.put_line('width: ' || width );
  DBMS_OUTPUT.put_line('height: ' || height );
  DBMS_OUTPUT.put_line('fileFormat: ' || fileFormat );
  DBMS_OUTPUT.put_line('contentFormat: ' || contentFormat );
  DBMS_OUTPUT.put_line('compressionFormat: ' || compressionFormat );
  DBMS_OUTPUT.put_line('contentLength: ' || contentLength );
  UPDATE timg SET
    img=img_data,
    attributes=img_attrib,
    mimetype=mimeType,
    width=width,
    height=height,
    fileformat=fileFormat,
    contentformat=contentFormat,
    compressionformat=compressionFormat,
    contentlength=contentLength
  WHERE N=1;
  COMMIT;
EXCEPTION
  WHEN OTHERS THEN
    RAISE;
END;
```

/

## process( )

### Format

```
process(imageBlob IN OUT NOCOPY BLOB,  
        command IN VARCHAR2);
```

### Description

Performs one or more image processing operations on a BLOB, writing the image back onto itself.

### Parameters

**imageBlob**

The image data represented as a BLOB.

**command**

A list of image processing operations to perform on the image.

### Usage Notes

You can change one or more of the image attributes shown in [Table 5–1](#). [Table 5–2](#) shows additional changes that can be made only to raw pixel and foreign images.

See [Appendix D](#) for more information about process( ) operators.

The process( ) method changes image attributes, therefore if you are storing image attributes, you should call the getProperties( ) method after calling the process( ) method.

### Pragmas

None.

### Exceptions

ORDImageExceptions.DATA\_NOT\_LOCAL

This exception is raised if you call the process( ) method and the imageBlob parameter is not initialized.

See [Appendix H](#) for more information about this exception.

### Examples

**Example 1:**

Change the image in the image\_data BLOB to use higher quality JPEG compression and double the length of the image along the X-axis:

```
ORDSYS.ORDImage.process(  
image_data, 'compressionFormat=JPEG,compressionQuality=MAXCOMPRATIO, xScale="2.0"');
```

---



---

**Note:** Changing the length on only one axis (for example, xScale=2.0) does not affect the length on the other axis, and would result in image distortion. Also, only the xScale and yScale parameters can be combined in a single scale operation. Any other combinations of scale operators result in an error.

---



---

**Example 2:**

Create at most a 32-by-32 pixel thumbnail image, preserving the original aspect ratio. The maxScale and fixedScale operators are especially useful for creating thumbnail images from various-sized originals:

```
ORDSYS.ORDImage.process(image_data, 'maxScale=32 32');
```

**Example 3:**

Convert the image to TIFF:

```
DECLARE
img_attrib CLOB;
image_data BLOB;
BEGIN
  SELECT img, attributes INTO image_data, img_attrib FROM timg
     WHERE N = 1 FOR UPDATE;
  ORDSYS.ORDImage.process(image_data, 'fileFormat=TIFF');
  ORDSYS.ORDImage.getProperties(image_data, img_attrib);
  UPDATE timg SET img = image_data, attributes=img_attrib WHERE N = 1;
  COMMIT;
EXCEPTION
  WHEN OTHERS THEN
    RAISE;
END;
/
```

## processCopy( ) for BFILEs

### Format

```
processCopy(imageBfile IN OUT NOCOPY BFILE,  
            command IN VARCHAR2,  
            dest      IN OUT NOCOPY BLOB);
```

### Description

Copies an image stored internally or externally to another image stored internally in the source.localData attribute (of the embedded ORDSource object) and performs one or more image processing operations on the copy.

### Parameters

**imageBfile**

The image data represented as a BFILE.

**command**

A list of image processing changes to make for the image in the new copy.

**dest**

The destination of the new image.

### Usage Notes

See [Table 5–1](#) and [Table 5–2](#) for information about image processing operators.

Calling this method processes the image into the destination BLOB from any source BFILE.

The processCopy( ) method changes image attributes, therefore, if you are storing image attributes, you should call the getProperties( ) method on the destination image after calling the processCopy( ) method.

See [Appendix D](#) for more information about processCopy( ) operators.

### Pragmas

None.

### Exceptions

ORDImageExceptions.NULL\_DESTINATION

This exception is raised if you call the processCopy( ) method and the destination image is NULL.

ORDImageExceptions.NULL\_LOCAL\_DATA

This exception is raised when the imageBfile parameter is NULL.

See [Appendix H](#) for more information about these exceptions.

### Examples

Copy an image, generating a thumbnail image of, at most, 32 x 32 pixels in the destination image:

```
DECLARE
  dest_attrib      CLOB;
  image_data       BFILE := BFILENAME('IMAGEDIR','testing.dat');
  destination_data BLOB;
  the_Command      VARCHAR2(4000);
BEGIN
  SELECT img, attributes INTO destination_data, dest_attrib FROM timg
     WHERE N = 2 FOR UPDATE;

  the_Command := 'maxScale=32 32';
  ORDSYS.ORDImage.processCopy(image_data, the_Command, destination_data);
  ORDSYS.ORDImage.getProperties(destination_data, dest_attrib);
  UPDATE timg SET img = destination_data, attributes=dest_attrib WHERE N = 2;
  COMMIT;
EXCEPTION
  WHEN OTHERS THEN
    RAISE;
END;
/
```

## processCopy( ) for BLOBs

### Format

```
processCopy(imageBlob IN BLOB,  
            command IN VARCHAR2,  
            dest     IN OUT NOCOPY BLOB);
```

### Description

Copies an image stored internally or externally to another image stored internally in the source.localData attribute (of the embedded ORDSource object) and performs one or more image processing operations on the copy.

### Parameters

**imageBlob**

The source image data represented as a BLOB.

**command**

A list of image processing changes to make for the image in the new copy.

**dest**

The destination of the new image.

### Usage Notes

See [Table 5–1](#) and [Table 5–2](#) for information about image processing operators.

Because temporary LOBs do not have read consistency, you cannot use the same temporary LOB for both the imageBlob and dest parameters.

Calling this method processes the image into the destination BLOB from any source BLOB.

The processCopy( ) method changes image attributes, therefore, if you are storing image attributes, you should call the getProperties( ) method on the destination image after calling the processCopy( ) method.

See [Appendix D](#) for more information about processCopy( ) operators.

### Pragmas

None.

### Exceptions

ORDImageExceptions.DATA\_NOT\_LOCAL

This exception is raised if you call the processCopy( ) method and the imageBlob parameter is not initialized.

See [Appendix H](#) for more information about this exception.

### Examples

Copy an image, changing the file format, compression format, and content format in the destination image:

```
DECLARE
```



```
dest_attrib      CLOB;
image_data       BLOB;
destination_data BLOB;
the_Command      VARCHAR2(4000);
BEGIN
  SELECT img INTO image_data FROM timg WHERE N = 1;
  SELECT img, attributes INTO destination_data, dest_attrib FROM timg
     WHERE N = 2 FOR UPDATE;

  the_Command := 'fileFormat=tiff, compressionFormat=packbits, contentFormat=8bitlut';
  ORDSYS.ORDImage.processCopy(image_data, the_Command, destination_data);
  ORDSYS.ORDImage.getProperties(destination_data, dest_attrib);
  UPDATE timg SET img = destination_data, attributes=dest_attrib WHERE N = 2;
  COMMIT;
EXCEPTION
  WHEN OTHERS THEN
    RAISE;
END;
/
```

## putMetadata( ) for BFILES

### Format

```
putMetadata(imageBfile    IN NOCOPY BFILE,  
             dest         IN OUT NOCOPY BLOB  
             xmlData      IN NOCOPY XMLType,  
             metadataType IN VARCHAR2 DEFAULT 'XMP',  
             encoding     IN VARCHAR2 DEFAULT "UTF-8");
```

### Description

Accepts a BFILE containing an image and a schema valid XML document, and creates a binary packet suitable for embedding in the target image file format. The packet is encoded according to the value of the encoding parameter. If the value of the metadataType parameter is XMP, a new XMP packet is written to the image, replacing any existing XMP packets. The new image file with embedded metadata is returned in the dest parameter.

### Parameters

**imageBfile**

The BFILE handle to the image.

**dest**

The BLOB to receive the image containing the embedded metadata.

**xmlData**

The XMLType that contains a schema valid XML document for the indicated metadataType. If the value of the metadataType parameter is XMP, the root element should contain a well-formed RDF document.

**metadataType**

A string that specifies the type of metadata to write. The valid value is XMP; it is also the default.

**encoding**

The character encoding to be used in the image file. Valid values are UTF-8, UTF-16, UTF-16BE, and UTF-16LE. The default is UTF-8.

### Usage Notes

The binary metadata packet generated from the same xmlData input may have different sizes for different encodings. Different image file formats support different encodings, and may restrict the binary metadata packet size. The following are the restrictions of the supported image formats:

- GIF89a supports UTF-8 encoding only.
- JPEG requires a binary packet size of less than 65502 bytes.
- TIFF requires a binary packet size of less than 4 gigabytes.

See *Oracle Multimedia User's Guide* for more information about the metadata feature.

## Pragmas

None.

## Exceptions

ORDImageExceptions.NULL\_CONTENT

This exception is raised when the image is NULL.

ORDImageExceptions.NULL\_DESTINATION

This exception is raised when the destination image is NULL.

See [Appendix H](#) for more information about these exceptions.

## Examples

```

DECLARE
  imageBfile      BFILE := BFILENAME('MEDIA_DIR', 'keyboard.jpg');
  dest            BLOB;
  xmlData         XMLType;
BEGIN
  SELECT ad_photo
  INTO dest
  FROM pm.print_media
  WHERE product_id = 3106 FOR UPDATE;

  xmlData := xmltype(
    '<xmpMetadata xmlns="http://xmlns.oracle.com/ord/meta/xmp">' ||
    '<rdf:RDF xmlns:rdf="http://www.w3.org/1999/02/22-rdf-syntax-ns#" ' ||
    '  xmlns:dc="http://purl.org/dc/elements/1.1/">' ||
    '<rdf:Description>' ||
    '  <dc:rights>' ||
    '    <rdf:Alt>' ||
    '      <rdf:li xml:lang="en-us">' ||
    '        Oracle Corporation' ||
    '      </rdf:li>' ||
    '    </rdf:Alt>' ||
    '  </dc:rights>' ||
    '</rdf:Description>' ||
    '</rdf:RDF>' ||
    '</xmpMetadata>', 'http://xmlns.oracle.com/ord/meta/xmp');

  ORDSYS.ORDImage.putMetadata(imageBfile, dest, xmlData, 'xmp', 'utf-8');

  UPDATE pm.print_media
  SET ad_photo = dest
  WHERE product_id = 3106;
  COMMIT;

  EXCEPTION
    WHEN ORDSYS.ORDImageExceptions.NULL_CONTENT THEN
      DBMS_OUTPUT.PUT_LINE('image source is null');
    WHEN ORDSYS.ORDImageExceptions.NULL_DESTINATION THEN
      DBMS_OUTPUT.PUT_LINE('image destination is null');
    WHEN OTHERS THEN
      RAISE;
END;
```

/

## putMetadata( ) for BLOBs

### Format

```
putMetadata(imageBlob      IN NOCOPY BLOB,
            dest           IN OUT NOCOPY BLOB
            xmlData       IN NOCOPY XMLType,
            metadataType  IN VARCHAR2 DEFAULT 'XMP',
            encoding      IN VARCHAR2 DEFAULT "UTF-8");
```

### Description

Accepts a BLOB containing an image and a schema valid XML document, and creates a binary packet suitable for embedding in the target image file format. The packet is encoded according to the value of the encoding parameter. If the value of the metadataType parameter is XMP, a new XMP packet is written to the image, replacing any existing XMP packets. The new image file with embedded metadata is returned in the dest parameter.

### Parameters

#### **imageBlob**

The BLOB handle to the image.

#### **dest**

The BLOB to receive the image containing the embedded metadata.

#### **xmlData**

The XMLType that contains a schema valid XML document for the indicated metadataType. If the value of the metadataType parameter is XMP, the root element should contain a well-formed RDF document.

#### **metadataType**

A string that specifies the type of metadata to write. The valid value is XMP; it is also the default.

#### **encoding**

The character encoding to be used in the image file. Valid values are UTF-8, UTF-16, UTF-16BE, and UTF-16LE. The default is UTF-8.

### Usage Notes

Because temporary LOBs do not have read consistency, you cannot use one temporary LOB for both the imageBlob and dest parameters. The binary metadata packet generated from the same xmlData input may have different sizes for different encodings. Different image file formats support different encodings, and may restrict the binary metadata packet size. The following are the restrictions of the supported image formats:

- GIF89a supports UTF-8 encoding only.
- JPEG requires a binary packet size of less than 65502 bytes.
- TIFF requires a binary packet size of less than 4 gigabytes.

See *Oracle Multimedia User's Guide* for more information about the metadata feature.

## Pragmas

None.

## Exceptions

ORDImageExceptions.NULL\_CONTENT

This exception is raised when the image is NULL.

ORDImageExceptions.NULL\_DESTINATION

This exception is raised when the destination image is NULL.

See [Appendix H](#) for more information about these exceptions.

## Examples

```
DECLARE
  imageBlob      BLOB;
  tmp            BLOB;
  xmlData       XMLType;
  ctx           RAW(64) := NULL;
BEGIN
  SELECT ad_photo
  INTO imageBlob
  FROM pm.print_media
  WHERE product_id = 3106 FOR UPDATE;

  xmlData := xmltype(
    '<xmpMetadata xmlns="http://xmlns.oracle.com/ord/meta/xmp">' ||
    '<rdf:RDF xmlns:rdf="http://www.w3.org/1999/02/22-rdf-syntax-ns#" ' ||
    '  xmlns:dc="http://purl.org/dc/elements/1.1/">' ||
    '<rdf:Description>' ||
    '  <dc:rights>' ||
    '    <rdf:Alt>' ||
    '      <rdf:li xml:lang="en-us">' ||
    '        Oracle Corporation' ||
    '      </rdf:li>' ||
    '    </rdf:Alt>' ||
    '  </dc:rights>' ||
    '</rdf:Description>' ||
    '</rdf:RDF>' ||
    '</xmpMetadata>', 'http://xmlns.oracle.com/ord/meta/xmp');

  tmp := imageBlob;
  ORDSYS.ORDImage.putMetadata(tmp, imageBlob, xmlData, 'xmp', 'utf-8');

  UPDATE pm.print_media
  SET ad_photo = imageBlob
  WHERE product_id = 3106;
  COMMIT;

  EXCEPTION
  WHEN ORDSYS.ORDImageExceptions.NULL_CONTENT THEN
    DBMS_OUTPUT.PUT_LINE('image source is null');
  WHEN ORDSYS.ORDImageExceptions.NULL_DESTINATION THEN
    DBMS_OUTPUT.PUT_LINE('image destination is null');
```

```
        WHEN OTHERS THEN  
            RAISE;  
    END;  
    /
```

---

## Static Methods Unique to the ORDVideo Object Type Relational Interface

This section presents reference information on the Oracle Multimedia static methods unique to the ORDVideo relational interface.

The relational interface adds Oracle Multimedia support to video data stored in BLOBs and BFILEs rather than in the ORDVideo object type. The static methods unique to the ORDVideo relational interface are defined as follows in the `ordvspec.sql` file:

```
.
.
.
-- Static Methods for the relational interface
STATIC PROCEDURE getProperties(ctx          IN OUT RAW,
                             videoBlob    IN BLOB,
                             attributes    IN OUT NOCOPY CLOB,
                             format       IN VARCHAR2),
--
STATIC PROCEDURE getProperties(ctx          IN OUT RAW,
                             videoBlob    IN BLOB,
                             attributes    IN OUT NOCOPY CLOB,
                             mimeType     OUT VARCHAR2,
                             format       IN OUT VARCHAR2,
                             width        OUT INTEGER,
                             height       OUT INTEGER,
                             frameResolution OUT INTEGER,
                             frameRate    OUT INTEGER,
                             videoDuration OUT INTEGER,
                             numberOfFrames OUT INTEGER,
                             compressionType OUT VARCHAR2,
                             numberOfColors OUT INTEGER,
                             bitRate      OUT INTEGER),
--
STATIC PROCEDURE getProperties(ctx          IN OUT RAW,
                             videoBfile   IN OUT NOCOPY BFILE,
                             attributes    IN OUT NOCOPY CLOB,
                             format       IN VARCHAR2),
--
STATIC PROCEDURE getProperties(ctx          IN OUT RAW,
                             videoBfile   IN OUT NOCOPY BFILE,
                             attributes    IN OUT NOCOPY CLOB,
                             mimeType     OUT VARCHAR2,
                             format       IN OUT VARCHAR2,
                             width        OUT INTEGER,
                             height       OUT INTEGER,
                             frameResolution OUT INTEGER,
                             frameRate    OUT INTEGER,
                             videoDuration OUT INTEGER,
                             numberOfFrames OUT INTEGER,
                             compressionType OUT VARCHAR2,
                             numberOfColors OUT INTEGER,
                             bitRate      OUT INTEGER),
.
.
.
```



## Example Video Table Definition

The methods described in this section show examples based on a test video table TVID. Refer to the TVID table definition that follows when reading through the examples:

### TVID Table Definition

```
CREATE TABLE tvid(n NUMBER,
                  vid BLOB,
                  attributes CLOB,
                  mimetype VARCHAR2(4000),
                  format VARCHAR2(31),
                  width INTEGER,
                  height INTEGER,
                  framerate INTEGER,
                  videoduration INTEGER,
                  numberofframes INTEGER,
                  compressiontype VARCHAR2(4000),
                  numberofcolors INTEGER,
                  bitrate INTEGER)
LOB(vid) STORE AS SECUREFILE;

INSERT INTO tvid VALUES(1, EMPTY_BLOB(), EMPTY_CLOB(), NULL, NULL,
NULL,NULL,NULL,NULL,NULL,NULL,NULL,NULL,NULL);
INSERT INTO tvid VALUES(2, EMPTY_BLOB(), EMPTY_CLOB(), NULL, NULL,
NULL,NULL,NULL,NULL,NULL,NULL,NULL,NULL,NULL);
COMMIT;
```

## getProperties( ) for BFILES

### Format

```
getProperties(ctx          IN OUT RAW,  
              videoBfile  IN OUT NOCOPY BFILE,  
              attributes   IN OUT NOCOPY CLOB,  
              format       IN VARCHAR2);
```

### Description

Reads the video BFILE data to get the values of the media attributes for supported formats, and then stores them in the input CLOB. This method populates the CLOB with an extensive set of format and application properties in XML form.

### Parameters

**ctx**

The format plug-in context information.

**videoBfile**

The video data represented as a BFILE.

**attributes**

The CLOB to hold the XML attribute information generated by the getProperties( ) method. This CLOB is populated with an extensive set of format and application properties of the video BFILE data in XML form.

**format**

The format of the video data. If a non-NULL value is specified, then the format plug-in for this format type is invoked.

### Usage Notes

None.

### Pragmas

None.

### Exceptions

ORDSourceExceptions.EMPTY\_SOURCE

This exception is raised when the value of the source.local attribute is 1 or 0 (TRUE), but the value of the source.localData attribute is NULL.

ORDVideoExceptions.VIDEO\_PLUGIN\_EXCEPTION

This exception is raised if you call the getProperties( ) method and the video plug-in raises an exception.

See [Appendix H](#) for more information about these exceptions.

### Examples

Get the property information for known video attributes:

```
DECLARE
  vid_attrib CLOB;
  ctx RAW(64) :=NULL;
  vid_data BFILE := BFILENAME('VIDEODIR','testvid.dat');
  vid_format VARCHAR2(160) := NULL;
BEGIN
  DBMS_LOB.CREATETEMPORARY(vid_attrib, FALSE, DBMS_LOB.CALL);
  ORDSYS.ORDVideo.getProperties(ctx, vid_data, vid_attrib, vid_format);

  DBMS_OUTPUT.put_line('Size of XML Annotations ' ||
    TO_CHAR(DBMS_LOB.GETLENGTH(vid_attrib)));
EXCEPTION
  WHEN OTHERS THEN
    RAISE;
END;
/
```

## getProperties( ) (all attributes) for BFILEs

### Format

getProperties(ctx	IN OUT RAW,
videoBfile	IN OUT NOCOPY BFILE,
attributes	IN OUT NOCOPY CLOB,
mimeType	OUT VARCHAR2,
format	IN OUT VARCHAR2,
width	OUT INTEGER,
height	OUT INTEGER,
frameResolution	OUT INTEGER,
frameRate	OUT INTEGER,
videoDuration	OUT INTEGER,
numberOfFrames	OUT INTEGER,
compressionType	OUT VARCHAR2,
numberOfColors	OUT INTEGER,
bitRate	OUT INTEGER);

### Description

Reads the video BFILE data to get the values of the media attributes for supported formats, and then stores them in the input CLOB and returns them as explicit parameters. This method gets the properties for the following attributes of the video data: MIME type, format, frame size, frame resolution, frame rate, video duration, number of frames, compression type, number of colors, and bit rate. It populates the CLOB with an extensive set of format and application properties in XML form.

### Parameters

**ctx**

The format plug-in context information.

**videoBfile**

The video data represented as a BFILE.

**attributes**

The CLOB to hold the XML attribute information generated by the getProperties( ) method. This CLOB is populated with an extensive set of format and application properties of the video BFILE data in XML form.

**mimeType**

The MIME type of the video data.

**format**

The format of the video data. If a non-NULL value is specified, then the format plug-in for this format type is invoked. If specified as NULL, the format of the video data is returned.

**width**

The width of the frame in pixels of the video data.

**height**

The height of the frame in pixels of the video data.

**frameResolution**

The number of pixels per inch of frames in the video data.

**frameRate**

The number of frames per second at which the video data was recorded.

**videoDuration**

The total time required to play the video data.

**numberOfFrames**

The total number of frames in the video data.

**compressionType**

The compression type of the video data.

**numberOfColors**

The number of colors in the video data.

**bitRate**

The bit rate in the video data.

**Usage Notes**

If a property cannot be extracted from the media source, then the respective parameter is set to NULL.

**Pragmas**

None.

**Exceptions**

ORDSourceExceptions.EMPTY\_SOURCE

This exception is raised when the value of the source.local attribute is 1 or 0 (TRUE), but the value of the source.localData attribute is NULL.

ORDVideoExceptions.VIDEO\_PLUGIN\_EXCEPTION

This exception is raised if you call the `getProperties()` method and the video plug-in raises an exception.

See [Appendix H](#) for more information about these exceptions.

**Examples**

Get the property information for known video attributes:

```
DECLARE
  vid_attrib      CLOB;
  ctx             RAW(64) :=NULL;
  vid_data       BFILE := BFILENAME('VIDEODIR', 'testvid.dat');
  mimeType       VARCHAR2(80);
  format         VARCHAR2(32) := NULL;
  width          NUMBER;
  height         NUMBER;
```

```

frameResolution    NUMBER;
frameRate          NUMBER;
videoDuration      NUMBER;
numberOfFrames     NUMBER;
compressionType    VARCHAR2(160);
numberOfColors     NUMBER;
bitRate           NUMBER;
BEGIN
  DBMS_LOB.CREATETEMPORARY(vid_attrib, FALSE, DBMS_LOB.CALL);

  ORDSYS.ORDVideo.getProperties(ctx, vid_data, vid_attrib, mimeType, format,
    width, height, frameResolution, frameRate,
    videoDuration, numberOfFrames, compressionType, numberOfColors, bitRate);

  DBMS_OUTPUT.put_line('Size of XML Annotations ' ||
    TO_CHAR(DBMS_LOB.GETLENGTH(vid_attrib)));
  DBMS_OUTPUT.put_line('mimeType: ' || mimeType );
  DBMS_OUTPUT.put_line('format: ' || format );
  DBMS_OUTPUT.put_line('width: ' || width );
  DBMS_OUTPUT.put_line('height: ' || height );
  DBMS_OUTPUT.put_line('frameResolution: ' || frameResolution );
  DBMS_OUTPUT.put_line('frameRate: ' || frameRate );
  DBMS_OUTPUT.put_line('videoDuration: ' || videoDuration );
  DBMS_OUTPUT.put_line('numberOfFrames: ' || numberOfFrames );
  DBMS_OUTPUT.put_line('compressionType: ' || compressionType );
  DBMS_OUTPUT.put_line('numberOfColors: ' || numberOfColors );
  DBMS_OUTPUT.put_line('bitRate: ' || bitRate );
EXCEPTION
  WHEN OTHERS THEN
    RAISE;
END;
/

```

## getProperties( ) for BLOBs

### Format

```
getProperties(ctx      IN OUT RAW,
             videoBlob IN BLOB,
             attributes IN OUT NOCOPY CLOB,
             format    IN VARCHAR2);
```

### Description

Reads the video BLOB data to get the values of the media attributes for supported formats, and then stores them in the input CLOB. This method populates the CLOB with an extensive set of format and application properties in XML form.

### Parameters

#### **ctx**

The format plug-in context information.

#### **videoBlob**

The video data represented as a BLOB.

#### **attributes**

The CLOB to hold the XML attribute information generated by the `getProperties( )` method. This CLOB is populated with an extensive set of format and application properties of the video BLOB data in XML form.

#### **format**

The format of the video data. If a non-NULL value is specified, then the format plug-in for this format type is invoked.

### Usage Notes

None.

### Pragmas

None.

### Exceptions

`ORDSourceExceptions.EMPTY_SOURCE`

This exception is raised when the value of the `source.local` attribute is 1 or 0 (TRUE), but the value of the `source.localData` attribute is NULL.

`ORDVideoExceptions.VIDEO_PLUGIN_EXCEPTION`

This exception is raised if you call the `getProperties( )` method and the video plug-in raises an exception.

See [Appendix H](#) for more information about these exceptions.

### Examples

Get the property information for known video attributes:

```
DECLARE
  vid_attrib CLOB;
  ctx RAW(64) :=NULL;
  vid_data BLOB;
  vid_format VARCHAR2(31) := NULL;
BEGIN
  SELECT vid, attributes INTO vid_data, vid_attrib FROM tvid WHERE N = 1 FOR UPDATE;
  ORDSYS.ORDVideo.getProperties(ctx, vid_data, vid_attrib, vid_format);

  DBMS_OUTPUT.put_line('Size of XML Annotations ' ||
    TO_CHAR(DBMS_LOB.GETLENGTH(vid_attrib)));
  UPDATE tvid SET vid=vid_data, attributes=vid_attrib WHERE N=1;
  COMMIT;
EXCEPTION
  WHEN OTHERS THEN
    RAISE;
END;
/
```



## getProperties( ) (all attributes) for BLOBs

### Format

```

getProperties(ctx          IN OUT RAW,
              videoBlob   IN BLOB,
              attributes   IN OUT NOCOPY CLOB,
              mimeType     OUT VARCHAR2,
              format       IN OUT VARCHAR2
              width        OUT INTEGER,
              height       OUT INTEGER,
              frameResolution OUT INTEGER,
              frameRate    OUT INTEGER,
              videoDuration OUT INTEGER,
              numberOfFrames OUT INTEGER,
              compressionType OUT VARCHAR2,
              numberOfColors OUT INTEGER,
              bitRate      OUT INTEGER);

```

### Description

Reads the video BLOB data to get the values of the media attributes for supported formats, and then stores them in the input CLOB and returns them as explicit parameters. This method gets the properties for the following attributes of the video data: MIME type, format, frame size, frame resolution, frame rate, video duration, number of frames, compression type, number of colors, and bit rate. It populates the CLOB with an extensive set of format and application properties in XML form.

### Parameters

#### **ctx**

The format plug-in context information.

#### **videoBlob**

The video data represented as a BLOB.

#### **attributes**

The CLOB to hold the XML attribute information generated by the `getProperties( )` method. This CLOB is populated with an extensive set of format and application properties of the video BLOB data in XML form.

#### **mimeType**

The MIME type of the video data.

#### **format**

The format of the video data. If a non-NULL value is specified, then the format plug-in for this format type is invoked. If specified as NULL, the format of the video data is returned.

**width**

The width of the frame in pixels of the video data.

**height**

The height of the frame in pixels of the video data.

**frameResolution**

The number of pixels per inch of frames in the video data.

**frameRate**

The number of frames per second at which the video data was recorded.

**videoDuration**

The total time required to play the video data.

**numberOfFrames**

The total number of frames in the video data.

**compressionType**

The compression type of the video data.

**numberOfColors**

The number of colors in the video data.

**bitRate**

The bit rate in the video data.

## Usage Notes

If a property cannot be extracted from the media source, then the respective parameter is set to NULL.

## Pragmas

None.

## Exceptions

ORDSourceExceptions.EMPTY\_SOURCE

This exception is raised when the value of the source.local attribute is 1 or 0 (TRUE), but the value of the source.localData attribute is NULL.

ORDVideoExceptions.VIDEO\_PLUGIN\_EXCEPTION

This exception is raised if you call the getProperties( ) method and the video plug-in raises an exception.

See [Appendix H](#) for more information about these exceptions.

## Examples

Get the property information for known video attributes:

```
DECLARE
  vid_attrib      CLOB;
  ctx             RAW(64) :=NULL;
  vid_data       BLOB;
  mimeType       VARCHAR2(80);
  format         VARCHAR2(32);
  width          NUMBER;
  height         NUMBER;
```

```

frameResolution    NUMBER;
frameRate          NUMBER;
videoDuration     NUMBER;
numberOfFrames    NUMBER;
compressionType   VARCHAR2(160);
numberOfColors    NUMBER;
bitRate           NUMBER;
BEGIN
SELECT vid, attributes, mimetype, format, width, height, framerate,
       videoduration, numberofframes, compressiontype, numberofcolors, bitrate INTO
       vid_data, vid_attrib, mimeType, format, width, height, frameResolution,
       frameRate, videoDuration, numberOfFrames, compressionType, numberOfColors,
       bitRate FROM tvid WHERE N = 1 FOR UPDATE;

ORDSYS.ORDVideo.getProperties(ctx, vid_data, vid_attrib, mimeType, format,
                               width, height, frameResolution, frameRate,
                               videoDuration, numberOfFrames, compressionType, numberOfColors, bitRate);

DBMS_OUTPUT.put_line('Size of XML Annotations ' ||
                     TO_CHAR(DBMS_LOB.GETLENGTH(vid_attrib)));
DBMS_OUTPUT.put_line('mimeType: ' || mimeType );
DBMS_OUTPUT.put_line('format: ' || format );
DBMS_OUTPUT.put_line('width: ' || width );
DBMS_OUTPUT.put_line('height: ' || height );
DBMS_OUTPUT.put_line('frameResolution: ' || frameResolution );
DBMS_OUTPUT.put_line('frameRate: ' || frameRate );
DBMS_OUTPUT.put_line('videoDuration: ' || videoDuration );
DBMS_OUTPUT.put_line('numberOfFrames: ' || numberOfFrames );
DBMS_OUTPUT.put_line('compressionType: ' || compressionType );
DBMS_OUTPUT.put_line('numberOfColors: ' || numberOfColors );
DBMS_OUTPUT.put_line('bitRate: ' || bitRate );
UPDATE tvid SET
       vid=vid_data,
       attributes=vid_attrib,
       mimetype=mimeType,
       format=format,
       width=width,
       height=height,
       framerate=frameRate,
       videoduration=videoDuration,
       numberofframes=numberOfFrames,
       compressiontype=compressionType,
       numberofcolors=numberOfColors,
       bitrate=bitRate
       WHERE N=1;
COMMIT;
EXCEPTION
WHEN OTHERS THEN
RAISE;
END;
/

```



Oracle Multimedia contains the following information about the ORDSource object type:

- [ORDSource Object Type](#) on page 8-2
- [ORDSource Methods](#) on page 8-5

This object is used only by other Oracle Multimedia objects. The information in this chapter is included for reference only. Oracle does not recommend that you use this type.

Methods invoked at the ORDSource level that are handed off to the source plug-in for processing have ctx (RAW) as the first argument. Before calling any of these methods for the first time, the client should allocate the ctx structure, initialize it to NULL, and invoke the open( ) method. At this point, the source plug-in can initialize context for this client. When processing is complete, the client should invoke the close( ) method.

Methods invoked from a source plug-in call have the first argument as obj (ORDSource) and the second argument as ctx (RAW).

---

---

**Note:** In the current release, none of the plug-ins provided by Oracle and not all source or format plug-ins will use the ctx argument, but if you code as previously described, your application should work with current or future source or format plug-ins.

---

---

The ORDSource object does not attempt to maintain consistency, for example, with local and upDateTime attributes. It is up to you to maintain consistency. ORDAudio, ORDDoc, ORDImage, and ORDVideo objects all maintain consistency of their included ORDSource object.

## ORDSource Object Type

The ORDSource object type supports access to a variety of sources of multimedia data. It supports access to data sources locally in a BLOB within the database, externally from a BFILE on a local file system, externally from a URL on an HTTP server, or externally from a user-defined source on another server. This object type is defined as follows:

```
CREATE OR REPLACE TYPE ORDsource
AS OBJECT
(
  -- ATTRIBUTES
  localData          BLOB,
  srcType            VARCHAR2(4000),
  srcLocation        VARCHAR2(4000),
  srcName            VARCHAR2(4000),
  updateTime         DATE,
  local              NUMBER,
  -- METHODS
  -- Methods associated with the local attribute
  MEMBER PROCEDURE setLocal,
  MEMBER PROCEDURE clearLocal,
  MEMBER FUNCTION isLocal RETURN BOOLEAN,
  PRAGMA RESTRICT_REFERENCES(isLocal, WNDS, WNPS, RNDS, RNPS),
  -- Methods associated with the updateTime attribute
  MEMBER FUNCTION getUpdateTime RETURN DATE,
  PRAGMA RESTRICT_REFERENCES(getUpdateTime, WNDS, WNPS, RNDS, RNPS),
  MEMBER PROCEDURE setUpdateTime(current_time DATE),
  -- Methods associated with the source information
  MEMBER PROCEDURE setSourceInformation(
                                source_type      IN VARCHAR2,
                                source_location IN VARCHAR2,
                                source_name      IN VARCHAR2),
  MEMBER FUNCTION getSourceInformation RETURN VARCHAR2,
  PRAGMA RESTRICT_REFERENCES(getSourceInformation, WNDS, WNPS, RNDS, RNPS),

  MEMBER FUNCTION getSourceType RETURN VARCHAR2,
  PRAGMA RESTRICT_REFERENCES(getSourceType, WNDS, WNPS, RNDS, RNPS),

  MEMBER FUNCTION getSourceLocation RETURN VARCHAR2,
  PRAGMA RESTRICT_REFERENCES(getSourceLocation, WNDS, WNPS, RNDS, RNPS),

  MEMBER FUNCTION getSourceName RETURN VARCHAR2,
  PRAGMA RESTRICT_REFERENCES(getSourceName, WNDS, WNPS, RNDS, RNPS),

  MEMBER FUNCTION getBFile RETURN BFILE,
  PRAGMA RESTRICT_REFERENCES(getBFile, WNDS, WNPS, RNDS, RNPS),

  -- Methods associated with source import/export operations
  MEMBER PROCEDURE import(
                                ctx          IN OUT RAW,
                                mimetype    OUT VARCHAR2,
                                format      OUT VARCHAR2),
  MEMBER PROCEDURE importFrom(
                                ctx          IN OUT RAW,
                                mimetype    OUT VARCHAR2,
                                format      OUT VARCHAR2,
                                source_type IN VARCHAR2,
```

```

        source_location IN VARCHAR2,
        source_name     IN VARCHAR2),
MEMBER PROCEDURE export(
        ctx              IN OUT RAW,
        source_type      IN VARCHAR2,
        source_location  IN VARCHAR2,
        source_name      IN VARCHAR2),
-- Methods associated with source content-related operations
MEMBER FUNCTION getContentLength(ctx IN OUT RAW) RETURN INTEGER,

MEMBER FUNCTION getSourceAddress(ctx IN OUT RAW,
        userData IN VARCHAR2)
        RETURN VARCHAR2,

MEMBER FUNCTION getLocalContent RETURN BLOB,
PRAGMA RESTRICT_REFERENCES(getLocalContent, WNDS, WNPS, RNDS, RNPS),

MEMBER PROCEDURE getContentInTempLob(
        ctx          IN OUT RAW,
        tempLob     IN OUT NOCOPY BLOB,
        mimeType     OUT VARCHAR2,
        format      OUT VARCHAR2,
        duration    IN PLS_INTEGER := 10,
        cache       IN BOOLEAN := TRUE),

MEMBER PROCEDURE deleteLocalContent,

-- Methods associated with source access methods
MEMBER FUNCTION open(userArg IN RAW, ctx OUT RAW) RETURN INTEGER,
MEMBER FUNCTION close(ctx IN OUT RAW) RETURN INTEGER,
MEMBER FUNCTION trim(ctx IN OUT RAW,
        newlen IN INTEGER) RETURN INTEGER,

-- Methods associated with content read/write operations
MEMBER PROCEDURE read(
        ctx          IN OUT RAW,
        startPos    IN INTEGER,
        numBytes    IN OUT INTEGER,
        buffer      OUT RAW),
MEMBER PROCEDURE write(
        ctx          IN OUT RAW,
        startPos    IN INTEGER,
        numBytes    IN OUT INTEGER,
        buffer      IN RAW),
-- Methods associated with any commands to be sent to the external source
MEMBER FUNCTION processCommand(
        ctx          IN OUT RAW,
        command     IN VARCHAR2,
        arglist     IN VARCHAR2,
        result      OUT RAW)
        RETURN RAW
);

```

where:

- **localData**: the locally stored multimedia data stored as a BLOB within the object. Depending on the block size, up to 8 terabytes (TB) to 128 TB of data can be stored as a BLOB within Oracle Database, and is protected by the Oracle security and transaction environment.
- **srcType**: the data source type. Supported values for **srcType** are:

srcType Value	Description
file	A BFILE on a local file system
HTTP	An HTTP server
<name>	User-defined

**Note:** The srcType "file" value is a reserved word for the BFILE source plug-in provided by Oracle. To implement your own file plug-in, select a different name, for example, MYFILE.

The srcType "HTTP" value is a reserved word for the HTTP source plug-in provided by Oracle.

- srcLocation: the place where data can be found based on the srcType value. Valid srcLocation values for corresponding srcType values are:

srcType	Location Value
file	<DIR> or name of the directory object
HTTP	<SourceBase> or URL needed to find the base directory (without the string "http://")
<name>	<iden> or identifier string required to access a user-defined source

- srcName: the data object name. Valid srcName values for corresponding srcType values are:

srcType	Name Value
file	<file> or name of the file
HTTP	<Source> or name of the object
<name>	<object name> or name of the object

- updateTime: the time at which the data was last updated.
- local: a flag to determine whether or not the data is local:
  - 1 means the data is in the BLOB.
  - 0 means the data is in external sources.
  - NULL, which may be a default state when you first insert an empty row, is assumed to mean data is local.



---

## ORDSource Methods

This section presents ORDSource reference information on the ORDSource methods provided for source data manipulation, as follows:

- [clearLocal\(\)](#) on page 8-6
- [close\(\)](#) on page 8-7
- [deleteLocalContent\(\)](#) on page 8-8
- [export\(\)](#) on page 8-9
- [getBFile\(\)](#) on page 8-11
- [getContentInTempLob\(\)](#) on page 8-12
- [getContentLength\(\)](#) on page 8-14
- [getLocalContent\(\)](#) on page 8-15
- [getSourceAddress\(\)](#) on page 8-16
- [getSourceInformation\(\)](#) on page 8-17
- [getSourceLocation\(\)](#) on page 8-18
- [getSourceName\(\)](#) on page 8-19
- [getSourceType\(\)](#) on page 8-20
- [getUpdateTime\(\)](#) on page 8-21
- [import\(\)](#) on page 8-22
- [importFrom\(\)](#) on page 8-24
- [isLocal\(\)](#) on page 8-26
- [open\(\)](#) on page 8-27
- [processCommand\(\)](#) on page 8-28
- [read\(\)](#) on page 8-29
- [setLocal\(\)](#) on page 8-31
- [setSourceInformation\(\)](#) on page 8-32
- [setUpdateTime\(\)](#) on page 8-33
- [trim\(\)](#) on page 8-34
- [write\(\)](#) on page 8-35

For more information about object types and methods, see *Oracle Database Concepts*.

## **clearLocal( )**

### **Format**

clearLocal( );

### **Description**

Resets the local attribute value from 1, meaning the source of the data is stored locally in a BLOB in the database, to 0, meaning the source of the data is stored externally.

### **Parameters**

None.

### **Usage Notes**

This method sets the local attribute to 0, meaning the data is stored externally or outside the database.

### **Pragmas**

None.

### **Exceptions**

None.

### **Examples**

None.

## close( )

### Format

```
close(ctx IN OUT RAW) RETURN INTEGER;
```

### Description

Closes a data source.

### Parameters

**ctx**

The source plug-in context information.

### Usage Notes

Calling this method uses the `ORDPLUGINS.ORDX_<srcType>_SOURCE` plug-in package.

The return `INTEGER` is 0 (zero) for success and greater than 0 (for example, 1) for failure. The exact number and the meaning for that number is plug-in defined. For example, for the file plug-in, 1 might mean "File not found," 2 might mean "No such directory," and so forth.

### Pragmas

None.

### Exceptions

`ORDSourceExceptions.INCOMPLETE_SOURCE_INFORMATION`

This exception is raised if you call the `close( )` method and the value for the `srcType` attribute is `NULL`.

`ORDSourceExceptions.METHOD_NOT_SUPPORTED`

This exception is raised if you call the `close( )` method and this method is not supported by the source plug-in being used.

See [Appendix H](#) for more information about these exceptions.

### Examples

None.

## **deleteLocalContent( )**

### **Format**

deleteLocalContent( );

### **Description**

Deletes the local data from the localData attribute.

### **Parameters**

None.

### **Usage Notes**

This method can be called after you export the data from the local source to an external data source and you no longer need this data in the local source.

### **Pragmas**

None.

### **Exceptions**

None.

### **Examples**

None.

## export( )

### Format

```
export(ctx          IN OUT RAW,
       source_type  IN VARCHAR2,
       source_location IN VARCHAR2,
       source_name   IN VARCHAR2);
```

### Description

Copies data from the localData attribute within the database to an external data source.

---



---

**Note:** The export( ) method provides native support only for a source.srcType value of file. In this case, the data is exported to a file in a system that is accessible to Oracle Database. User-defined sources may support the export( ) method to provide WRITE access to other types of data stores.

---



---

### Parameters

**ctx**

The source plug-in context information.

**source\_type**

The type of the source data to be exported.

**source\_location**

The location to which the source data is to be exported.

**source\_name**

The name of the object to which the source data is to be exported.

### Usage Notes

This method exports data out of the localData attribute to another source.

Calling this method uses the ORDPLUGINS.ORDX\_<srcType>\_SOURCE plug-in package.

After exporting data, the srcType, srcLocation, and srcName attributes are updated with input parameter values. After calling the export( ) method, call the clearLocal( ) method to indicate the data is stored outside the database and call the deleteLocalContent( ) method if you want to delete the content of the local data.

This method is also available for user-defined sources that can support the export( ) method.

The only server-side native support for the export method is for the srcType file.

The export( ) method for a source type of file is similar to a file copy operation in that the original data stored in the BLOB is not touched other than for reading purposes.

The export( ) method is not an exact mirror operation to the import( ) method in that the clearLocal( ) method is not automatically called to indicate the data is stored

outside the database, whereas the import() method automatically calls the setLocal() method.

Call the deleteLocalContent() method after calling the export() method to delete the content from the database if you no longer intend to manage the multimedia data within the database.

When the source\_type parameter has a value of file, the source\_location parameter specifies the name of an Oracle directory object, and the source\_name parameter specifies the name of the file that will contain the data.

The export() method writes only to a database directory object that the user has privilege to access. That is, you can access a directory object that you have created using the SQL CREATE DIRECTORY statement, or one to which you have been granted READ and WRITE access.

For example, the following SQL\*Plus commands create a directory object and grant the user ron permission to read and write to any file within the directory /mydir/work:

```
CONNECT sys/<password> as sysdba
CREATE OR REPLACE DIRECTORY FILE_DIR AS '/mydir/work';
GRANT READ,WRITE ON DIRECTORY FILE_DIR TO ron;
```

Now, the user ron can export an image to the testing.jpg file in this directory using the export() method of the ORDImage object:

```
img.export('FILE', 'FILE_DIR', testing.jpg');
```

Invoking this method implicitly calls the setUpdateTime() method.

## Pragmas

None.

## Exceptions

ORDSourceExceptions.INCOMPLETE\_SOURCE\_INFORMATION

This exception is raised if you call the export() method and the value of the srcType attribute is NULL.

ORDSourceExceptions.METHOD\_NOT\_SUPPORTED

This exception is raised if you call the export() method and this method is not supported by the source plug-in being used.

See [Appendix H](#) for more information about these exceptions.

## Examples

None.

## getBFile()

### Format

getBFile() RETURN BFILE;

### Description

Returns a BFILE handle, if the srcType attribute value is `file`.

### Parameters

None.

### Usage Notes

This method can be used only for a srcType of `file`.

### Pragmas

PRAGMA RESTRICT\_REFERENCES(getBFile, WNDS, WNPS, RNDS, RNPS)

### Exceptions

ORDSourceExceptions.INCOMPLETE\_SOURCE\_INFORMATION

This exception is raised if you call the getBFile() method and the value of the srcType attribute is NULL.

ORDSourceExceptions.INVALID\_SOURCE\_TYPE

This exception is raised if you call the getBFile() method and the value of the srcType attribute is other than `file`.

See [Appendix H](#) for more information about these exceptions.

### Examples

None.

## getContentInTempLob( )

### Format

```
getContentInTempLob(ctx      IN OUT RAW,  
                    tempLob  IN OUT NOCOPY BLOB,  
                    mimeType  OUT VARCHAR2,  
                    format    OUT VARCHAR2,  
                    duration  IN PLS_INTEGER := 10,  
                    cache     IN BOOLEAN := TRUE);
```

### Description

Transfers data from the current data source into a temporary LOB, which will be allocated and initialized as a part of this call.

### Parameters

**ctx**

The source plug-in context information.

**tempLob**

An uninitialized BLOB locator, which will be allocated in this call.

**mimeType**

An output parameter to receive the MIME type of the data, for example, `audio/basic`.

**format**

An output parameter to receive the format of the data, for example, `AUFF`.

**duration**

The life of the temporary LOB to be allocated. The life of the temporary LOB can be for the duration of the call, the transaction, or for the session. The default is `DBMS_LOB.SESSION`. Valid values for each duration state are as follow:

`DBMS_LOB.CALL`

`DBMS_LOB.TRANSACTION`

`DBMS_LOB.SESSION`

**cache**

Whether or not you want to keep the data cached. The value is either `TRUE` or `FALSE`. The default is `TRUE`.

### Usage Notes

None.

### Pragmas

None.



## Exceptions

### NO\_DATA\_FOUND

This exception is raised if you call the `getContentInLob()` method when working with temporary LOBs for looping read operations that reach the end of the LOB, and there are no more bytes to be read from the LOB. (There is no `ORD<object-type>Exceptions` prefix to this exception because it is a predefined PL/SQL exception.)

See [Appendix H](#) for more information about these exceptions.

## Examples

None.

## getContentLength( )

### Format

```
getContentLength(ctx IN OUT RAW) RETURN INTEGER;
```

### Description

Returns the length of the data content stored in the source. For a file source and for data in the `localData` attribute, the length is returned as a number of bytes. The unit type of the returned value is defined by the plug-in that implements this method.

### Parameters

**ctx**

The source plug-in context information.

### Usage Notes

Calling this method uses the `ORDPLUGINS.ORDX_<srcType>_SOURCE` plug-in package.

### Pragmas

None.

### Exceptions

`ORDSourceExceptions.INCOMPLETE_SOURCE_INFORMATION`

This exception is raised if you call the `getContentLength( )` method and the value of the `srcType` attribute is `NULL`.

See [Appendix H](#) for more information about these exceptions.

### Examples

None.

---

## getLocalContent()

### Format

getLocalContent() RETURN BLOB;

### Description

Returns the content or BLOB handle of the localData attribute.

### Parameters

None.

### Usage Notes

None.

### Pragmas

PRAGMA RESTRICT\_REFERENCES(getLocalContent, WNDS,  
WNPS, RNDS, RNPS)

### Exceptions

None.

### Examples

None.

## getSourceAddress( )

### Format

```
getSourceAddress(ctx          IN OUT RAW,  
                userData IN VARCHAR2) RETURN VARCHAR2;
```

### Description

Returns the source address for data located in an external data source. This method is implemented only for user-defined sources.

### Parameters

**ctx**

The source plug-in context information.

**userData**

User input needed by some sources to obtain the desired source address.

### Usage Notes

Use this method to return the address of an external data source when the source needs to format this information in some unique way. For example, call the `getSourceAddress( )` method to obtain the address for RealNetworks server sources or URLs containing data sources located on Oracle Application Server.

Calling this method uses the `ORDPLUGINS.ORDX_<srcType>_SOURCE` plug-in package.

### Pragmas

None.

### Exceptions

`ORDSourceExceptions.INCOMPLETE_SOURCE_INFORMATION`

This exception is raised if you call the `getSourceAddress( )` method and the value of the `srcType` attribute is `NULL`.

See [Appendix H](#) for more information about these exceptions.

### Examples

None.

## getSourceInformation( )

### Format

getSourceInformation( ) RETURN VARCHAR2;

### Description

Returns a URL formatted string containing complete information about the external data source.

### Parameters

None.

### Usage Notes

This method returns a VARCHAR2 string formatted as: <srcType>://<srcLocation>/<srcName>, where srcType, srcLocation, and srcName are the ORDSource attribute values.

### Pragmas

PRAGMA RESTRICT\_REFERENCES(getSourceInformation, WNDS, WNPS, RNDS, RNPS)

### Exceptions

None.

### Examples

None.

## getSourceLocation()

### Format

getSourceLocation() RETURN VARCHAR2;

### Description

Returns the external data source location.

### Parameters

None.

### Usage Notes

This method returns the current value of the srcLocation attribute, for example BFILEDIR.

### Pragmas

PRAGMA RESTRICT\_REFERENCES(getSourceLocation, WNDS, WNPS, RNDS, RNPS)

### Exceptions

ORDSourceExceptions.INCOMPLETE\_SOURCE\_INFORMATION

This exception is raised if you call the getSourceLocation() method and the value of the srcType attribute is NULL.

ORDSourceExceptions.INCOMPLETE\_SOURCE\_LOCATION

This exception is raised if you call the getSourceLocation() method and the value of the srcLocation attribute is NULL.

See [Appendix H](#) for more information about these exceptions.

### Examples

None.

## getSourceName( )

### Format

getSourceName( ) RETURN VARCHAR2;

### Description

Returns the external data source name.

### Parameters

None.

### Usage Notes

This method returns the current value of the srcName attribute, for example testaud.dat.

### Pragmas

PRAGMA RESTRICT\_REFERENCES(getSourceName, WNDS, WNPS, RNDS, RNPS)

### Exceptions

ORDSourceExceptions.INCOMPLETE\_SOURCE\_INFORMATION

This exception is raised if you call the getSourceName( ) method and the value of the srcType attribute is NULL.

ORDSourceExceptions.INCOMPLETE\_SOURCE\_NAME

This exception is raised if you call the getSourceName( ) method and the value of the srcName attribute is NULL.

See [Appendix H](#) for more information about these exceptions.

### Examples

None.

## getSourceType()

### Format

getSourceType() RETURN VARCHAR2;

### Description

Returns the external data source type.

### Parameters

None.

### Usage Notes

This method returns the current value of the srcType attribute, for example "file".

### Pragmas

PRAGMA RESTRICT\_REFERENCES(getSourceType, WNDS, WNPS, RNDS, RNPS)

### Exceptions

None.

### Examples

None.



## getUpdateTime( )

### Format

getUpdateTime( ) RETURN DATE;

### Description

Returns the time stamp of when the object was last changed, or what the user explicitly set by calling the setUpdateTime( ) method. (This method returns the value of the updateTime attribute.)

### Parameters

None.

### Usage Notes

None.

### Pragmas

PRAGMA RESTRICT\_REFERENCES(getUpdateTime, WNDS,  
WNPS, RNDS, RNPS)

### Exceptions

None.

### Examples

None.

## import( )

### Format

```
import(ctx          IN OUT RAW,  
        mimeType   OUT VARCHAR2,  
        format     OUT VARCHAR2);
```

### Description

Transfers data from an external data source (specified by first calling `setSourceInformation( )`) to the `localData` attribute within the database.

### Parameters

**ctx**

The source plug-in context information. This information is passed along uninterpreted to the source plug-in handling the `import( )` call.

**mimeType**

The output parameter to receive the MIME type of the data, if any, for example, `audio/basic`.

**format**

The output parameter to receive the format of the data, if any, for example, `AUFF`.

### Usage Notes

Call `setSourceInformation( )` to set the `srcType`, `srcLocation`, and `srcName` attribute values to describe where the data source is located prior to calling the `import( )` method.

Calling this method uses the `ORDPLUGINS.ORDX_<srcType>_SOURCE` plug-in package.

This method uses the PL/SQL `UTL_HTTP` package to import media data from an HTTP data source. You can use environment variables to specify the proxy behavior of the `UTL_HTTP` package. For example, on Linux and UNIX, setting the environment variable `http_proxy` to a URL specifies that the `UTL_HTTP` package will use that URL as the proxy server for HTTP requests. Setting the `no_proxy` environment variable to a domain name specifies that the HTTP proxy server will not be used for URLs in the specified domain.

See *Oracle Database PL/SQL Packages and Types Reference* for more information about the `UTL_HTTP` PL/SQL package.

### Pragmas

None.

### Exceptions

`ORDSourceExceptions.INCOMPLETE_SOURCE_INFORMATION`

This exception is raised if you call the `import( )` method and the value of the `srcType` attribute is `NULL`.

`ORDSourceExceptions.METHOD_NOT_SUPPORTED`

This exception is raised if you call the `import()` method and this method is not supported by the source plug-in being used.

`ORDSourceExceptions.NULL_SOURCE`

This exception is raised if you call the `import()` method and the value of the `localData` attribute is `NULL`.

See [Appendix H](#) for more information about these exceptions.

## Examples

None.

## importFrom( )

### Format

```
importFrom(ctx          IN OUT RAW,  
           mimeType     OUT VARCHAR2,  
           format       OUT VARCHAR2  
           source_type  IN VARCHAR2,  
           source_location IN VARCHAR2,  
           source_name  IN VARCHAR2);
```

### Description

Transfers data from the specified external data source (type, location, name) to a the localData attribute within the database, and resets the source attributes and the timestamp.

### Parameters

**ctx**

The source plug-in context information. This information is passed along uninterpreted to the source plug-in handling the importFrom( ) call.

**mimeType**

The output parameter to receive the MIME type of the data, if any, for example, audio/basic.

**format**

The output parameter to receive the format of the data, if any, for example, AUFF.

**source\_type**

The type of the source data to be imported. This also sets the srcType attribute.

**source\_location**

The location from which the source data is to be imported. This also sets the srcLocation attribute.

**source\_name**

The name of the source data to be imported. This also sets the srcName attribute.

### Usage Notes

This method describes where the data source is located by specifying values for the type, location, and name parameters, which set the srcType, srcLocation, and srcName attribute values, respectively, after the importFrom( ) operation succeeds.

This method is a combination of a setSourceInformation( ) call followed by an import( ) call.

Calling this method uses the ORDPLUGINS.ORDX\_<srcType>\_SOURCE plug-in package.

This method uses the PL/SQL UTL\_HTTP package to import media data from an HTTP data source. You can use environment variables to specify the proxy behavior of the UTL\_HTTP package. For example, on Linux and UNIX, setting the environment

variable `http_proxy` to a URL specifies that the `UTL_HTTP` package will use that URL as the proxy server for HTTP requests. Setting the `no_proxy` environment variable to a domain name specifies that the HTTP proxy server will not be used for URLs in the specified domain.

See *Oracle Database PL/SQL Packages and Types Reference* for more information about the `UTL_HTTP` PL/SQL package.

## Pragmas

None.

## Exceptions

`ORDSourceExceptions.METHOD_NOT_SUPPORTED`

This exception is raised if you call the `importFrom( )` method and this method is not supported by the source plug-in being used.

`ORDSourceExceptions.NULL_SOURCE`

This exception is raised if you call the `importFrom( )` method and the value of the `localData` attribute is `NULL`.

See [Appendix H](#) for more information about these exceptions.

## Examples

None.

## **isLocal( )**

### **Format**

isLocal( ) RETURN BOOLEAN;

### **Description**

Returns TRUE if the data is stored as a BLOB locally in the localData attribute or FALSE if the data is stored externally.

### **Parameters**

None.

### **Usage Notes**

If the local attribute is set to 1 or NULL, this method returns TRUE, otherwise this method returns FALSE.

### **Pragmas**

PRAGMA RESTRICT\_REFERENCES(isLocal, WNDS, WNPS, RNDS, RNPS)

### **Exceptions**

None.

### **Examples**

None.

## open( )

### Format

```
open(userArg IN RAW, ctx OUT RAW) RETURN INTEGER;
```

### Description

Opens a data source. It is recommended that this method be called before invoking any other methods that accept the ctx parameter.

### Parameters

**userArg**

The user-defined input parameter.

**ctx**

The source plug-in context information.

### Usage Notes

Calling this method uses the ORDPLUGINS.ORDX\_<srcType>\_SOURCE plug-in package.

The return INTEGER is 0 (zero) for success and greater than 0 (for example, 1) for failure. The exact number and the meaning for that number is plug-in defined. For example, for the file plug-in, 1 might mean "File not found," 2 might mean "No such directory," and so forth.

### Pragmas

None.

### Exceptions

ORDSourceExceptions.INCOMPLETE\_SOURCE\_INFORMATION

This exception is raised if you call the open( ) method and the value for the srcType attribute is NULL.

ORDSourceExceptions.METHOD\_NOT\_SUPPORTED

This exception is raised if you call the open( ) method and this method is not supported by the source plug-in being used.

See [Appendix H](#) for more information about these exceptions.

### Examples

None.

## processCommand( )

### Format

```
processCommand(ctx      IN OUT RAW,  
               command IN VARCHAR2,  
               arglist  IN VARCHAR2,  
               result   OUT RAW)  
  
RETURN RAW;
```

### Description

Lets you send commands and related arguments to the source plug-in. This method is supported only for user-defined sources.

### Parameters

**ctx**

The source plug-in context information.

**command**

Any command recognized by the source plug-in.

**arglist**

The arguments for the command.

**result**

The result of calling this method returned by the plug-in.

### Usage Notes

Use this method to send any commands and their respective arguments to the plug-in. Commands are not interpreted; they are taken and passed through to be processed.

Calling this method uses the `ORDPLUGINS.ORDX_<srcType>_SOURCE` plug-in package.

### Pragmas

None.

### Exceptions

`ORDSourceExceptions.INCOMPLETE_SOURCE_INFORMATION`

This exception is raised if you call the `processCommand( )` method and the value of the `srcType` attribute is `NULL`.

`ORDSourceExceptions.METHOD_NOT_SUPPORTED`

This exception is raised if you call the `processCommand( )` method and this method is not supported by the source plug-in being used.

See [Appendix H](#) for more information about these exceptions.

### Examples

None.



## read()

### Format

```
read(ctx      IN OUT RAW,  
      startPos IN INTEGER,  
      numBytes IN OUT INTEGER,  
      buffer   OUT RAW);
```

### Description

Lets you read a buffer of numBytes from a source beginning at a start position (startPos).

### Parameters

**ctx**

The source plug-in context information.

**startPos**

The start position in the data source.

**numBytes**

The number of bytes to be read from the data source.

**buffer**

The buffer to where the data will be read.

### Usage Notes

This method is not supported for HTTP sources.

To successfully read HTTP source types, the entire URL source must be requested to be read. If you want to implement a read method for an HTTP source type, you must provide your own implementation for this method in the modified source plug-in for the HTTP source type.

Calling this method uses the ORDPLUGINS.ORDX\_<srcType>\_SOURCE plug-in package.

### Pragmas

None.

### Exceptions

ORDSourceExceptions.INCOMPLETE\_SOURCE\_INFORMATION

This exception is raised if you call the read() method and the value of the srcType attribute is NULL.

ORDSourceExceptions.METHOD\_NOT\_SUPPORTED

This exception is raised if you call the read() method and this method is not supported by the source plug-in being used.

ORDSourceExceptions.NULL\_SOURCE

This exception is raised if you call the `read()` method and the value of the `local` attribute is 1 or `NULL`, but the value of the `localData` attribute is `NULL`.

See [Appendix H](#) for more information about these exceptions.

## Examples

None.

## **setLocal( )**

### **Format**

setLocal( );

### **Description**

Sets the local attribute to indicate that the BLOB data is stored in the localData attribute within the database.

### **Parameters**

None.

### **Usage Notes**

This method sets the local attribute to 1, meaning the data is stored locally in the localData attribute.

### **Pragmas**

None.

### **Exceptions**

None.

### **Examples**

None.

## setSourceInformation( )

### Format

```
setSourceInformation(source_type IN VARCHAR2,  
                    source_location IN VARCHAR2,  
                    source_name IN VARCHAR2);
```

### Description

Sets the provided subcomponent information for the srcType, srcLocation, and srcName attributes that describes the external data source.

### Parameters

**source\_type**

The type of the external source data. See [ORDSource Object Type](#) on page 8-2 for more information.

**source\_location**

The location of the external source data. See [ORDSource Object Type](#) on page 8-2 for more information.

**source\_name**

The name of the external source data. See [ORDSource Object Type](#) on page 8-2 for more information.

### Usage Notes

Before you call the import( ) method, you must call the setSourceInformation( ) method to set the srcType, srcLocation, and srcName attribute information to describe where the data source is located. If you call the importFrom( ) or the export( ) method, then these attributes are set after the importFrom( ) or export( ) call succeeds.

You must ensure that the directory indicated by the source\_location parameter exists or is created before you use this method.

### Pragmas

None.

### Exceptions

ORDSourceExceptions.INCOMPLETE\_SOURCE\_INFORMATION

This exception is raised if you call the setSourceInformation( ) method and the value for the source\_type parameter is NULL.

See [Appendix H](#) for more information about this exception.

### Examples

None.

## setUpdateTime( )

### Format

```
setUpdateTime(current_time DATE);
```

### Description

Sets the value of the updateTime attribute to the time you specify.

### Parameters

**current\_time**

The update time.

### Usage Notes

If current\_time is NULL, updateTime is set to SYSDATE (the current time).

### Pragmas

None.

### Exceptions

None.

### Examples

None.

## trim()

### Format

```
trim(ctx    IN OUT RAW,  
      newlen IN INTEGER) RETURN INTEGER;
```

### Description

Trims a data source.

### Parameters

**ctx**

The source plug-in context information.

**newlen**

The trimmed new length.

### Usage Notes

Calling this method uses the ORDPLUGINS.ORDX\_<srcType>\_SOURCE plug-in package.

The return INTEGER is 0 (zero) for success and greater than 0 (for example, 1) for failure. The exact number and the meaning for that number is plug-in defined. For example, for the file plug-in, 1 might mean "File not found," 2 might mean "No such directory," and so forth.

### Pragmas

None.

### Exceptions

ORDSourceExceptions.INCOMPLETE\_SOURCE\_INFORMATION

This exception is raised if you call the trim() method and the value for the srcType attribute is NULL.

ORDSourceExceptions.METHOD\_NOT\_SUPPORTED

This exception is raised if you call the trim() method and this method is not supported by the source plug-in being used.

See [Appendix H](#) for more information about these exceptions.

### Examples

None.

## write( )

### Format

```
write(ctx      IN OUT RAW,  
      startPos IN INTEGER,  
      numBytes IN OUT INTEGER,  
      buffer   IN RAW);
```

### Description

Lets you write a buffer of numBytes to a source beginning at a start position (startPos).

### Parameters

**ctx**

The source plug-in context information.

**startPos**

The start position in the source to where the buffer should be copied.

**numBytes**

The number of bytes to be written to the source.

**buffer**

The buffer of data to be written.

### Usage Notes

This method assumes that the source lets you write numBytes at a random byte location. For example, the file and HTTP source types cannot be written to and do not support this method.

Calling this method uses the ORDPLUGINS.ORDX\_<srcType>\_SOURCE plug-in package.

### Pragmas

None.

### Exceptions

ORDSourceExceptions.INCOMPLETE\_SOURCE\_INFORMATION

This exception is raised if you call the write( ) method and the value of the srcType attribute is NULL.

ORDSourceExceptions.METHOD\_NOT\_SUPPORTED

This exception is raised if you call the write( ) method and this method is not supported by the source plug-in being used.

ORDSourceExceptions.NULL\_SOURCE

This exception is raised if you call the read( ) method and the value of the local attribute is 1 or NULL, but the value of the localData attribute is NULL.

See [Appendix H](#) for more information about these exceptions.

write( )

---

## Examples

None.



---

---

## Audio File and Compression Formats

The following sections describe the audio file and compression formats and other audio features supported by Oracle Multimedia:

- [Supported AIFF Data Formats](#)
- [Supported AIFF-C Data Formats](#)
- [Supported AU Data Formats](#)
- [Supported 3GP Data Format](#)
- [Supported Audio MPEG Data Formats](#)
- [Supported RealNetworks Real Audio Data Format](#)
- [Supported WAV Data Formats](#)

Find the audio data format you are interested in, and then determine the supported formats. For example, [Section A.1](#) shows that Oracle Multimedia supports AIFF format for single channel, stereo, 8-bit and 16-bit samples, linear PCM encoding, and uncompressed format.

### A.1 Supported AIFF Data Formats

The supported AIFF format ID, file format, file extension, MIME type, audio features, compression format, and encoding/compression type are the following:

- Format ID: AIFF
- File Format: AIFF
- File extension: .aff
- MIME type: audio/x-aiff
- Audio features:
  - Single channel
  - Stereo
  - 8-bit samples
  - 16-bit samples
  - Linear PCM encoding
- Compression format: Standard AIFF Uncompressed
- Encoding/Compression Type: TWOS

## A.2 Supported AIFF-C Data Formats

The supported AIFF-C format ID, file format, file extension, MIME type, and audio features are the following:

- Format ID: AIFC
- File format: AIFC
- File extension: .aft
- MIME type: audio/x-aiff
- Audio features:
  - Single channel
  - Stereo
  - 8-bit samples
  - 16-bit samples

[Table A–1](#) lists the supported AIFF-C data compression format names and encoding/compression types.

**Table A–1 Supported AIFF-C Data Compression Formats and Types**

Compression Formats	Encoding/Compression Types
Not compressed	Uncompressed (TWOS)
ACE 2-to-1	ACE2
ACE 8-to-3	ACE8
MACE 3-to-1	MAC3
MACE 6-to-1	MAC6

## A.3 Supported AU Data Formats

The supported AU format ID, file format, file extension, MIME type, and audio features are the following:

- Format ID: AUFF
- File format: AUFF
- File extension: .au
- MIME type: audio/basic
- Audio features:
  - Single channel
  - Stereo
  - 8-bit samples
  - 16-bit samples
  - mu-law encoding
  - Linear PCM encoding

[Table A–2](#) lists the supported AU data compression format names and encoding/compression types.

**Table A-2 AU Data Compression Formats and Types**

<b>Compression Format</b>	<b>Encoding/Compression Types</b>
Unspecified format	UNSPECIFIED
8-bit mu-law samples	MULAW
8-bit linear samples	LINEAR
16-bit linear samples	LINEAR
24-bit linear samples	LINEAR
32-bit linear samples	LINEAR
Floating-point samples	FLOAT
Double-precision float samples	DOUBLE
Fragmented sample data	FRAGMENTED
Nested format	NESTED
DSP program	DSP_CORE
8-bit fixed-point samples	DSP_DATA
16-bit fixed-point samples	DSP_DATA
24-bit fixed-point samples	DSP_DATA
32-bit fixed-point samples	DSP_DATA
Unknown AU format	UNKNOWN
Nonaudio display data	DISPLAY
Squelch format	MULAW_SQUELCH
16-bit linear with emphasis	EMPHASIZED
16-bit linear with compression	COMPRESSED
16-bit linear with emphasis and compression	COMPRESSED_EMPHASIZED
Music Kit DSP commands	DSP_COMMANDS
DSP commands samples	DSP_COMMANDS_SAMPLES
ADPCM G721	ADPCM_G721
ADPCM G722	ADPCM_G722
ADPCM G723_3	ADPCM_G723_3
ADPCM G723_5	ADPCM_G723_5
8-bit a-law samples	ALAW

## A.4 Supported 3GP Data Format

The supported 3GP format ID, file format, file extension, and MIME type are the following:

- Format ID: 3GP
- File Format: 3GP
- File extension: .3gp
- MIME type: audio/3gpp

## A.5 Supported Audio MPEG Data Formats

The supported audio MPEG formats are MPEG1, MPEG2, and MPEG4, as described in the following sections.

### A.5.1 Supported MPEG1 and MPEG2 Data Formats

The MPEG1 and MPEG2 format ID, file format, file extension, MIME type, and audio features are the following:

- Format ID: MPEG
- File format: MPGA
- File extension: .mpg
- MIME type: audio/mpeg
- Audio Features:
  - Layer I
  - Layer II
  - Layer III

[Table A-3](#) lists the supported audio MPEG1 and MPEG2 data compression format names and encoding/compression types.

**Table A-3 Audio MPEG1 and MPEG2 Compression Formats and Types**

Compression Formats	Encoding/Compression Types
MPEG Audio, Layer I	LAYER1
MPEG Audio, Layer II	LAYER2
MPEG Audio, Layer III	LAYER3

### A.5.2 Supported MPEG4 Data Formats

The MPEG4 format ID, file format, file extension, and MIME type features are the following:

- Format ID: MP4
- File format: MP4
- File extension: .mp4
- MIME type: audio/mp4

## A.6 Supported RealNetworks Real Audio Data Format

The supported RealNetworks Real Audio format ID, file format, file extensions, MIME type, and audio features are the following:

- Format ID: RMFF
- File format: RMFF
- File extensions: .ra, .rm, and .ram
- MIME type: audio/x-pn-realaudio
- Audio features: one or more streams with different bit rates

## A.7 Supported WAV Data Formats

The supported WAV format ID, file format, file extension, MIME type, and audio features are the following:

- Format ID: WAVE
- File format: WAVE
- File extension: .wav
- MIME type: audio/x-wav
- Audio features:
  - Single channel
  - Stereo
  - 8-bit samples
  - 16-bit samples
  - Linear PCM encoding

[Table A-4](#) lists the supported WAV data compression format names and encoding/compression types.

**Table A-4** WAV Data Compression Formats and Types

Compression Formats	Encoding/Compression Types
Unknown Wave Format	UNKNOWN
Microsoft PCM Wave Format	MS_PCM
Microsoft ADPCM Wave Format	MS_ADPCM
IBM CVSD Wave Format	IBM_CVSD
Microsoft aLaw Wave Format	ALAW
Microsoft mu-Law Wave Format	MULAW
OKI ADPCM Wave Format	OKI_ADPCM
Intel DVI/IMA ADPCM Wave Format	DVI_ADPCM
VideoLogic Media Space ADPCM Wave Format	MEDIASPACE_ADPCM
Sierra Semiconductor ADPCM Wave Format	SIERRA_ADPCM
Antex Electronics G723 ADPCM Wave Format	ANTEX_G723_ADPCM
DSP Solutions DIGISTD Wave Format	DIGISTD
DSP Solutions DIGIFIX Wave Format	DIGIFIX
Dialogic OKI ADPCM Wave Format	DIALOGIC_OKI_ADPCM
Yamaha ADPCM Wave Format	YAMAHA_ADPCM
Speech Compression Sonarc Wave Format	SONARC
DSP Group TrueSpeech Wave Format	DSPGROUP_TRUESPEECH
Echo Speech Wave Format	ECHOSC1
Audiofile AF36 Wave Format	AUDIOFILE_AF36
Audio Processing Technology Wave Format	APTX
Audiofile AF10 Wave Format	AUDIOFILE_AF10

**Table A-4 (Cont.) WAV Data Compression Formats and Types**

<b>Compression Formats</b>	<b>Encoding/Compression Types</b>
Dolby AC-2 Wave Format	DOLBY_AC2
Microsoft GSM 610 Wave Format	MS_GSM610
Antex Electronics ADPCME Wave Format	ANTEX_ADPCME
Control Resources VQLPC Wave Format	CONTROL_RES_VQLPC
DSP Solutions DIGIREAL Wave Format	DIGIREAL
DSP Solutions DIGIADPCM Wave Format	DIGIADPCM
Control Resources CR10 Wave Format	CONTROL_RES_CR10
Natural Microsystems NMS VBXADPCM Wave Format	NMS_VBXADPCM
Crystal Semiconductor IMA ADPCM Wave Format	CS_IMAADPCM
Antex Electronics G721 ADPCM Wave Format	ANTEX_G721_ADPCM
MPEG-1 Audio Wave Format	MPEG
Creative Labs ADPCM Wave Format	CREATIVE_ADPCM
Creative Labs FastSpeech8 Wave Format	CREATIVE_FASTSPEECH8
Creative Labs FastSpeech10 Wave Format	CREATIVE_FASTSPEECH10
Fujitsu FM Towns Wave Format	FM_TOWNS_SND
Olivetti GSM Wave Format	OLIGSM
Olivetti ADPCM Wave Format	OLIADPCM
Olivetti CELP Wave Format	OLICELP
Olivetti SBC Wave Format	OLISBC
Olivetti OPR Wave Format	OLIOPR

---

---

## Image File and Compression Formats

The following sections describe the image file and compression formats supported by Oracle Multimedia:

- [Image File Formats](#)
- [Image Compression Formats](#)
- [Summary of Image File Formats and Image Compression Formats](#)

Find the image data format you are interested in, and then determine the supported formats. For example, [Section B.1](#) shows that Oracle Multimedia supports DICM format for medical images that conform to the Digital Imaging and Communications in Medicine (DICOM) standard as well as DCMRLE, a corresponding compression format.

See [Appendix D](#) for information about image formatting operators.

### B.1 Image File Formats

Image file formats are listed alphabetically.

#### **BMPF**

extension: .bmp

mime: image/bmp

BMPF is the Microsoft Windows bitmap format and is based on the internal data structures used by Windows to store bitmap data in memory. This format is used extensively by Microsoft Windows, and a variant of this format is used by the IBM OS/2 operating system. Because this format is supported directly by Windows, its use is very popular in that environment and has spread to other systems.

BMPF is a very flexible image format in that it can store a wide variety of image data types, but it does not offer powerful compression. The only compression available is a run-length encoding variant that is supported only by certain content formats. It is worth noting that BMPF is unusual in that the ordinary scanline order for this format is bottom-up, which Oracle Multimedia calls INVERSE.

#### **CALS**

extension: .cal

mime: image/x-ora-cals

CALS is an image format for document interchange developed by the Computer-Aided Acquisition and Logistics Support office of the United States

government. There are actually two variants of the CALS image format; Oracle Multimedia supports CALS Type I. Because the CALS format is monochrome-only, it is primarily useful for storing simple documents, scanned or otherwise.

## **DICM**

extension: .dcm

mime: application/dicom

DICM is the Oracle Multimedia designation for the Digital Imaging and Communications in Medicine (DICOM) format. DICOM images are medical images that conform to the DICOM standard. DICOM image characteristics include a large number of embedded metadata attributes, arbitrary bit depth, multiple pixel ordering schemes, rich pixel compression codecs, and multiple pixel planes.

## **Foreign Images**

Foreign images are images for which Oracle Multimedia does not provide native recognition and support, but that can sometimes be read if the image data complies with the rules outlined in [Section E.10, "Foreign Image Support and the Raw Pixel Format"](#) in Appendix E.

## **FPIX**

extension: .fpx

mime: image/x-fpx

FPIX, or FlashPix, is a format developed by Kodak, Microsoft Corporation, Hewlett-Packard Company, and Live Picture, Inc., for storing digital photography. FlashPix images are composed of a series of different resolutions of the same image, and each resolution is composed of individual tiles. These tiles can be uncompressed or compressed using JPEG. The multi-resolution capability of FlashPix images is intended to promote easy use in a wide variety of applications by allowing low resolution versions of the image to be used where high resolution versions are not necessary (such as browsing, viewing on screen), while high resolution versions are available when needed (printing or zooming in on an image detail).

Oracle Multimedia includes a simple FlashPix decoder that always selects the largest resolution plane in a FlashPix image. Lower resolutions are not accessible. Oracle Multimedia does not write FlashPix images.

## **GIFF**

extension: .gif

mime: image/gif

GIFF is the Oracle Multimedia name for the Graphics Interchange Format (GIF), which was developed by CompuServe to transfer images between users in their early network system. Because GIF (pronounced "jif") is an early format and was developed for use on limited hardware, it does not support content formats that store more than 8 bits per pixel. This makes the format less suitable for storing photographic or photo-realistic images than deeper formats such as PNG or JFIF, but it is a good choice for other applications. There are two specific variants of the GIF format, called 87a and 89a; Oracle Multimedia reads both variants but writes the 87a variant.

Despite its pixel depth limitations, the GIF format remains a powerful and flexible image format, and includes support for limited transparency effects and simple animations by encoding a series of image frames and frame transition effects. Oracle Multimedia can read GIF images that include these options but only the first frame of



an animated GIF image is made available, and there is no support for writing animated GIF images.

All GIF images are compressed using a GIF-specific LZW compression scheme, which Oracle Multimedia calls GIFLZW.

## **JFIF**

extension: .jpg

mime: image/jpeg

JFIF is the JPEG File Interchange Format, developed by C-Cube Microsystems for storing JPEG encoded images. The JFIF format is actually just a JPEG data stream with an identifying header and a few enforced conventions. As such, it provides minimal support for anything but the actual image data. By definition, all JFIF files are JPEG compressed, making them less appropriate for some applications, as explained in the description of the JPEG compression format in [Image Compression Formats](#).

Oracle Multimedia identifies several distinct image formats as JFIF, including actual JFIF files, non-JFIF pure JPEG data streams, and EXIF files. The last is a JFIF variant produced by digital cameras.

## **PBMF, PGMF, PPMF, and PNMF**

extension: .pbm, .pgm, .ppm, .pnm

mime: image/x-portable-bitmap, image/x-portable-graymap,  
image/x-portable-pixmap, image/x-portable-anymap

These are a family of file formats derived from Jef Poskanzer's Portable Bitmap Utilities suite. These file formats are Portable Bitmap (PBM), Portable Graymap (PGM), Portable Pixmap (PPM) and Portable Anymap (PNM). Because of their wide support and the free availability of software to handle these formats, these file formats are frequently used for uncompressed image interchange.

PBM files are monochrome only (the term "bitmap" being used in the sense of a map of bits, that is, each pixel is either 0 or 1). PGM files are grayscale only, while PPM files are full color pixel maps.

PNM does not refer to a distinct file format, but instead refers to any of the other three types (PBM, PGM, or PPM). Images written using the file format designation PNM will be written as the most appropriate variant depending on the format of the input data content.

These formats do not include data compression, but have two encoding formats: ASCII or RAW.

## **PCXF**

extension: .pcx

mime: image/pcx

PCX, or PCXF in Oracle Multimedia notation, is an early and widely used image file format developed for ZSoft's PC Paintbrush, and later used in derivatives of that program. Despite its ancestry, it provides support for many pixel depths, from monochrome to 24-bit color. It supports a fast compression scheme designated PCXRLE by Oracle Multimedia. Oracle Multimedia reads but does not write PCX images.

**PICT**

extension: .pct

mime: image/pict

The Macintosh PICT format was developed by Apple Computer, Inc., as part of the QuickDraw toolkit built into the Macintosh ROM. It provides the ability to "record" and "playback" QuickDraw sequences, including both vector and raster graphics painting. Oracle Multimedia supports only the raster elements of PICT files. Both Packbits and JPEG compressed PICT images are supported.

**PNGF**

extension: .png

mime: image/png

PNGF is the Oracle Multimedia designation for the Portable Network Graphics (PNG) format (pronounced "ping"). PNG was developed by the PNG Development Group as a legally unencumbered and more capable replacement for some uses of the GIF and TIFF file formats. PNG includes support for deep images (up to 16 bits per sample and up to 4 samples per pixel), full alpha support, rich metadata storage including metadata compression, built-in error and gamma correction, a powerful and free compression algorithm called DEFLATE, and much more. The main feature found in GIF that is absent in PNG is the ability to store animations.

PNG support for a broad variety of pixel depths (1 bit to 16 bits per sample) makes it suitable for a very wide variety of applications, spanning the separate domains previously filled by GIF and JPEG, and being very similar to the uses of the powerful TIFF format. Because the DEFLATE compression scheme is lossless, PNG is a good choice for storing deep images that must be edited often.

All PNG images are compressed using the DEFLATE scheme.

**RPIX**

extension: .rpx

mime: image/x-ora-rpix

RPIX, or Raw Pixel, is a format developed by Oracle for storing simple raw pixel data without compression, and using a simple well-described header structure. It was designed to be used by applications whose native image format is not supported by Oracle Multimedia but for which an external translation might be available. It flexibly supports N-banded image data (8 bits per sample) where N is less than 256 bands, and can handle data that is encoded in a variety of channel orders (such as RGB, BGR, BRG, and so forth), a variety of pixel orders (left-to-right and right-to-left), a variety of scanline orders (top-down or bottom-up) and a variety of band orders (band interleaved by pixel, by scanline, and by plane). The flexibility of the format includes a data offset capability, which can allow an RPIX header to be prepended to other image data, thus allowing the RPIX decoder to read an otherwise compliant image format. See [Appendix E](#) for more information.

In addition to its support for data with 8 bits per sample, RPIX supports single-band monochrome images compressed using the FAX3 and FAX4 compression schemes.

When an RPIX image is decoded, only 1 or 3 bands are read. Which bands are selected can be determined by the image header or by the InputChannels operator. Similarly, Oracle Multimedia writes only 1 or 3 band RPIX images.

## **RASF**

extension: .ras

mime: image/x-ora-rasf

The Sun Raster image format, called RASF by Oracle Multimedia, was developed by Sun Microsystems for its UNIX operating systems and has a wide distribution in the UNIX community. It supports a variety of pixel depths and includes support for a format-specific, run-length encoding compression scheme called SUNRLE by Oracle Multimedia.

## **TGAF**

extension: .tga

mime: image/x-ora-tgaf

The Truevision Graphics Adapter format (TGA, or TGAF to Oracle Multimedia) was developed by Truevision, Inc., for their line of Targa and related graphics adapters. This format includes support for color images with 8, 16, 24, and 32 bits per pixel, and also includes support for a run-length encoding compression scheme called TARGARLE by Oracle Multimedia.

## **TIFF**

extension: .tif

mime: image/tiff

The Tag Image File Format (TIFF) was originally developed by the Aldus Corporation. The format has become something of a benchmark for image interchange and is extremely versatile, including support for a wide variety of compression and data formats, multiple image pages per file, and a wide variety of metadata. Because of its many options, TIFF is a good choice for many applications, including document storage, simple art, photographic and photo-realistic images, and others.

Oracle Multimedia supports the "baseline TIFF" specification and also includes support for some TIFF "extensions," including tiled images and certain compression formats not included as part of the baseline TIFF specification. "Planar" TIFF images are not supported. It is important to note that the JPEG support in TIFF provided by Oracle Multimedia is based on the revised JPEG in TIFF specification and not the original JPEG in TIFF specification. TIFF images in either big endian format or little endian format can be read, but Oracle Multimedia always writes big endian format TIFFs.

Although the TIFF decoder in Oracle Multimedia includes support for page selection using the "page" verb in the process() and processCopy() methods, the setProperties() method always returns the properties of the initial page in the file. It is important to note that this initial page is accessed by setting "page=0" in the process command string. Oracle Multimedia currently does not support writing multiple page TIFF files.

## **WBMP**

extension: .wbmp

mime: image/vnd.wap.wbmp

The Wireless Bitmap format (WBMP) was developed for the Wireless Application Protocol (WAP) as a means of transmitting bitmap (monochrome) images to WAP-compliant devices. An extremely minimalist format, it does not even include identifying markers or support for compression. It is most appropriate for very small images being transmitted over limited bandwidth networks.

The WBMP format is not related to the BMPF format.

## B.2 Image Compression Formats

Image compression formats are listed alphabetically.

### **ASCII**

Not an actual compression format by itself, ASCII is an encoding format used by PBM, PGM, and PPM images to represent images in plain ASCII text form. Each pixel value is represented by an individual integer in an ASCII-encoded PBM (or PGM or PPM) file.

### **BMPRLE**

BMPRLE is the description that Oracle Multimedia gives to images that are compressed with the BMP run-length encoding compression scheme. This compression format is available only for 4-bit and 8-bit LUT data, and only for images that are stored in INVERSE scanline order (the default order for BMP files). For very complex images, this compression can occasionally actually increase the file size.

### **DCMRLE**

DCMRLE is the description used within Oracle Multimedia for the run-length encoding scheme used in DICOM images. For very complex images, this compression can occasionally actually increase the file size.

### **DEFLATE**

DEFLATE is the compression scheme employed by the PNG image format, and has also been adapted to work in the TIFF image format. DEFLATE is based on the LZ77 algorithm (which is used in various zip utilities) and is a very adaptable compression scheme that handles a wide variety of image data formats well. Besides being used to compress image data in PNG and TIFF files, DEFLATE is also used within PNG files to compress some metadata.

### **DEFLATE-ADAM7**

DEFLATE-ADAM7 is the same compression format as DEFLATE, but refers to images whose scanlines are interlaced for progressive display as the image is decoded. The intention of this technique is to allow a user to observe the image being progressively decoded as it is downloaded through a low bandwidth link, and quit before completion of the download. While the low bandwidth requirement is not typically relevant anymore, many existing images employ this encoding. Unlike JPEG-PROGRESSIVE and GIFLZW-INTERLACED, DEFLATE-ADAM7 interlaces images both horizontally and vertically.

Oracle Multimedia provides read support for this encoding, but does not provide write support.

### **FAX3**

FAX3 is the Oracle Multimedia designation for CCITT Group 3 2D compression, which was developed by the CCITT (International Telegraph and Telephone Consultative Committee) as a protocol for transmitting monochrome images over telephone lines by facsimile and similar machines. The more official designation for this compression scheme is CCITT T.4.

Because this compression format supports only monochrome data, it cannot be used for color or grayscale images. This compression scheme uses a fixed dictionary that was developed using handwritten and typewritten documents and simple line graphics that were meant to be representative of documents being transmitted by facsimile. For this reason, although the compression can be used on images that have been dithered to monochrome, it may not produce as high a compression ratio as more adaptive schemes such as LZW or DEFLATE in those cases. FAX3 is most appropriate for scanned documents.

#### **FAX4**

FAX4 is the Oracle Multimedia designation for CCITT Group 4 2D compression, which was developed by the CCITT (International Telegraph and Telephone Consultative Committee) as a protocol for transmitting monochrome images over telephone lines by facsimile and similar machines. The more official designation for this compression scheme is CCITT T.6.

Because this compression format supports only monochrome data, it cannot be used for color or grayscale images. This compression scheme uses a fixed dictionary that was developed using handwritten and typewritten documents and simple line graphics that were meant to be representative of documents being transmitted by facsimile. For this reason, although the compression can be used on images that have been dithered to monochrome, it may not produce as high a compression ratio as more adaptive schemes such as LZW or DEFLATE in those cases. FAX4 is most appropriate for scanned documents.

#### **GIFLZW**

GIFLZW is the Oracle Multimedia designation for the LZW compression system used within GIF format images, and is different from LZW compression as used by other file formats. GIFLZW is an adaptive compression scheme that provides good compression for a wide variety of image data, although it is least effective on very complex images, such as photographs.

#### **GIFLZW-INTERLACED**

GIFLZW-INTERLACED is the same compression format as GIFLZW, but refers to images whose scanlines are interlaced for progressive display as the image is decoded. The intention of this technique is to allow a user to observe the image being progressively decoded as it is downloaded through a low bandwidth link, and quit before completion of the download. While the low bandwidth requirement is not typically relevant anymore, many existing images employ this encoding.

Oracle Multimedia provides read support for this encoding, but does not provide write support.

#### **HUFFMAN3**

HUFFMAN3 is the Oracle Multimedia designation for the Modified Huffman compression scheme used by the TIFF image format. This compression format is based on the CCITT Group 3 1D compression format, but is not an official CCITT standard compression format.

Because this compression format supports only monochrome data, it cannot be used for color or grayscale images. This compression scheme uses a fixed dictionary that was developed using handwritten and typewritten documents and simple line graphics that were meant to be representative of documents being transmitted by facsimile. For this reason, although the compression can be used on images that have been dithered to monochrome, it may not produce as high a compression ratio as more

adaptive schemes such as LZW or DEFLATE in those cases. HUFFMAN3 is most appropriate for scanned documents.

## **JPEG**

The JPEG compression format was developed by the Joint Photographic Experts Group for storing photographic and photo-realistic images. The JPEG compression format is very complex, but most images belong to a class called "baseline JPEG," which is a much simpler subset. Oracle Multimedia supports only baseline JPEG compression.

The JPEG compression scheme is a lossy compression format; that is, images compressed using JPEG can never be reconstructed exactly. JPEG works by eliminating spatial and chromatic details that the eye will probably not notice. While JPEG can compress most data quite well, the results may include serious cosmetic flaws for images that are not photographic, such as monochrome or simple art. Other compression schemes are more appropriate for those cases (FAX formats or PNG and GIF). Also, the lossy nature of this compression scheme makes JPEG inappropriate for images that must be edited, but it is a good choice for finished images that must be compressed as tightly as possible for storage or transmission.

## **JPEG-PROGRESSIVE**

This compression format is a variation of the JPEG compression format in which image scanlines are interlaced, or stored in several passes, all of which must be decoded to compute the complete image. This variant is intended to be used in low bandwidth environments where users can watch the image take form as intermediate passes are decoded, and terminate the image display if desired. While the low bandwidth requirement is not typically relevant anymore, this variant sometimes results in a smaller encoded image and is still popular. Oracle Multimedia provides read, but not write, support for this encoding.

## **LZW**

LZW is the Oracle Multimedia designation for the LZW compression system used within TIFF format images, and is different from LZW compression as used by other file formats. TIFF LZW is an adaptive compression scheme that provides good compression for a wide variety of image data, although it is least effective on very complex images. TIFF LZW works best when applied to monochrome or 8-bit grayscale or LUT data; the TIFF method of applying LZW compression to other data formats results in much lower compression efficiency.

## **LZWHDIFF**

LZWHDIFF is the description that Oracle Multimedia gives to images employing the TIFF LZW compression system and also utilizing the TIFF horizontal differencing predictor. This scheme is a technique that can improve the compression ratios for 24-bit color and 8-bit grayscale images in some situations, without loss of data. It generally does not improve compression ratios for other image types.

## **NONE**

This is the description that Oracle Multimedia gives to image data that is not compressed.

## **PACKBITS**

The Packbits compression scheme was developed by Apple Computer, Inc., as a simple byte-oriented, run-length encoding scheme for general use. This scheme is used

by the PICT image format and has been adapted to work in TIFF images as well. Like other run-length encoding schemes, this compression can actually increase the data size for very complex images.

### **PCXRLE**

PCXRLE is the description given by Oracle Multimedia to images that are compressed using the PCX run-length encoding scheme. For very complex images, this compression can occasionally actually increase the file size.

### **RAW**

Not an actual compression format by itself, RAW is encoding used by PBM, PGM, and PPM images to represent images in binary form (versus the plain text form employed by the ASCII encoding). The PBM documentation refers to this format as RAWBITS.

### **SUNRLE**

SUNRLE is the description used within Oracle Multimedia for the run-length encoding scheme used in Sun Raster images. For very complex images, this compression can occasionally actually increase the file size.

### **TARGARLE**

TARGARLE is the description given by Oracle Multimedia to images compressed using the run-length encoding scheme supported by the TGAF file format. For very complex images, this compression can occasionally actually increase the file size.

## **B.3 Summary of Image File Formats and Image Compression Formats**

This section presents the following summary tables:

- [Table B-1, "I/O Support for Image File Content Format Characteristics"](#)
- [Table B-2, "I/O Support for Image File Compression Formats"](#)
- [Table B-3, "I/O Support for Image File Formats Other Than Content and Compression"](#)

[Table B-1](#) summarizes the I/O support provided for `process()` and `setProperties()` methods for image file formats relative to content format characteristics, such as content format, interpretation, and color space. [Table B-2](#) summarizes the I/O support provided for `process()` and `setProperties()` methods for image file formats relative to compression format. [Table B-3](#) summarizes the I/O support provided for `process()` and `setProperties()` methods for other format-specific characteristics, such as pixel layout, channel order, pixel order, and scanline order.

The following abbreviations are used in [Table B-1](#), [Table B-2](#), and [Table B-3](#):

- I = Input support is provided for `process()`, `processCopy()`, and `setProperties()` methods
- O = Output support is provided for `process()` and `processCopy()` methods
- - = Neither input support nor output support is provided

**Table B-1 I/O Support for Image File Content Format Characteristics**

File Format	Content Format												
	1bitLUT (RGB& GRAY)	4bitLUT (RGB& GRAY)	8bitLUT (RGB& GRAY)	8bitLUT (RGB& GRAY) A/T <sup>1</sup>	4bit direct GRAY	8bit direct GRAY	16 bit GRAY alpha	16bit direct RGB	24bit direct RGB	32bit direct RGBA	48bit direct RGB	64bit direct RGBA	Mono chrome
BMPF	I O	I O	I O	-	-	-	-	I	I O	I	-	-	I O
CALS	-	-	-	-	-	-	-	-	-	-	-	-	I O
DICM <sup>2</sup>	-	-	-	-	-	I	I	-	I	-	-	-	-
FPIX	-	-	-	-	-	I	-	-	I	-	-	-	-
GIFF <sup>3</sup>	I O	I O	I O	I O	-	-	-	-	-	-	-	-	I O
JFIF <sup>4</sup>	-	-	-	-	-	I O	-	-	I O	-	-	-	-
PBMF	-	-	-	-	-	-	-	-	-	-	-	-	I O
PCXF	I	I	I	-	-	-	-	-	I	-	-	-	I
PGMF	-	-	-	-	-	I O	-	-	-	-	-	-	-
PICT <sup>5</sup>	I	I	I O	-	-	I O	-	I	I O	-	-	-	I O
PNGF	I O	I O	I O	I O	I O	I O	I O	I	I O	I O	I	I	I O
PNMF <sup>6</sup>	-	-	-	-	-	O	-	-	O	-	-	-	O
PPMF	-	-	-	-	-	-	-	-	I O	-	-	-	-
RPIX <sup>7</sup>	-	-	-	-	-	I O	-	-	I O	-	-	-	I O
RASF	-	-	I O	-	-	I O	-	-	I O	-	-	-	I O
TGAF	-	-	I O	-	-	I O	-	I	I O	I	-	-	-
TIFF <sup>8</sup>	I O	I O	I O	-	I O	I O	I	I	I O	I O	I	I	I O
WBMP	-	-	-	-	-	-	-	-	-	-	-	-	I O

<sup>1</sup> RGB + Alpha, RGB + transparency, GRAY + Alpha, GRAY + transparency.<sup>2</sup> Supports 8-bit to 16-bit grayscale MONOCHROME2 image types.<sup>3</sup> Animated GIFFs may not be encoded.<sup>4</sup> Supports EXIF images.<sup>5</sup> Vector and object graphics are not supported.<sup>6</sup> PNMf format is supported as PBMf, PGMF, or PPMf; output will be PBMf, PGMF, or PPMf as appropriate.<sup>7</sup> Can decode 1 or 3 bands from an *n*-band image; only 1 or 3 bands may be encoded.<sup>8</sup> TIFF image file format also supports the following content formats as input or I/O as specified: Tiled data - input, Photometric interpretation - I/O, MSB - I/O, and LSB - input; Planar (BSQ) is not supported; both MSB and LSB ordered files may be decoded; decoded output is MSB.



**Table B-2 I/O Support for Image File Compression Formats**

File Format	Compression Format																			
	NONE	JPEG <sup>1</sup>	JPEG-PROGRESSIVE	BMP	DCM	PCXR	SUNRLE	TARGARLE	GIFFLZW	GIFFLACED	LZW	LZWHDIF <sup>2</sup>	FAX <sup>3</sup>	FAX <sup>4</sup>	HUFFMAN <sup>3</sup>	PACKBITS	DEFLATE	DEFLATE-ADAM <sup>7</sup>	ASCII	RAW
BMPF <sup>4</sup>	IO	-	-	IO	-	-	-	-	-	-	-	-	-	-	-	-	-	-	-	-
CALS	-	-	-	-	-	-	-	-	-	-	-	-	-	IO	-	-	-	-	-	-
DICM	I	I	-	-	I	-	-	-	-	-	-	-	-	-	-	-	-	-	-	-
FPIX	-	I	-	-	-	-	-	-	-	-	-	-	-	-	-	-	-	-	-	-
GIFF	-	-	-	-	-	-	-	-	IO	I	-	-	-	-	-	-	-	-	-	-
JFIF <sup>5</sup>	-	IO	I	-	-	-	-	-	-	-	-	-	-	-	-	-	-	-	-	-
PBMF	-	-	-	-	-	-	-	-	-	-	-	-	-	-	-	-	-	-	IO	IO
PCXF	-	-	-	-	-	I	-	-	-	-	-	-	-	-	-	-	-	-	-	-
PGMF	-	-	-	-	-	-	-	-	-	-	-	-	-	-	-	-	-	-	IO	IO
PICT	-	IO	-	-	-	-	-	-	-	-	-	-	-	-	-	IO	-	-	-	-
PNGF	-	-	-	-	-	-	-	-	-	-	-	-	-	-	-	-	IO	I	-	-
PNMF	-	-	-	-	-	-	-	-	-	-	-	-	-	-	-	-	-	-	O	O
PPMF	-	-	-	-	-	-	-	-	-	-	-	-	-	-	-	-	-	-	IO	IO
RPIX	IO	-	-	-	-	-	-	-	-	-	-	IO	IO	-	-	-	-	-	-	-
RASF	IO	-	-	-	-	-	IO	-	-	-	-	-	-	-	-	-	-	-	-	-
TGAF	IO	-	-	-	-	-	-	IO	-	-	-	-	-	-	-	-	-	-	-	-
TIFF	IO	IO	-	-	-	-	-	-	-	IO	IO	IO	IO	IO	IO	IO	IO	-	-	-
WBMP	IO	-	-	-	-	-	-	-	-	-	-	-	-	-	-	-	-	-	-	-

<sup>1</sup> Supports 8-bit grayscale and 24-bit RGB data only.

<sup>2</sup> Supports 8-bit and 24-bit data only.

<sup>3</sup> Supports MONOCHROME2 data only.

<sup>4</sup> Compression is supported only for scanlineOrder=INVERSE (inverse DIB), which is the default.

<sup>5</sup> Supports EXIF images.

**Table B-3 I/O Support for Image File Formats Other Than Content and Compression**

File Format	Pixel Layout			Channel Order			Pixel Order			Scanline Order	Other Options			
	BIP	BIL	BSQ	RGB	RBG, GRB, GBR, BRG, BGR	NOV	ROV	RS / 2	NOR	IL	IN	Input Channels	Page Selection	Tiled Data/Tiled Output
BMPF	IO	-	-	IO	-	IO	-	I	IO	IO	-	-	-	-
CALS	IO	-	-	-	-	IO	-	-	IO	-	-	-	-	-
FPIX	I	-	-	I	-	I	-	-	I	-	-	-	-	-
GIFF <sup>1</sup>	IO	-	-	IO	-	IO	-	-	IO	-	-	-	-	-
JFIF <sup>2</sup>	IO	-	-	IO	-	IO	-	-	IO	-	-	-	-	-
PBMF	IO	-	-	-	-	IO	-	-	IO	-	-	-	-	-
PCXF	I	-	-	I	-	I	-	-	I	-	-	-	-	-
PGMF	IO	-	-	-	-	IO	-	-	IO	-	-	-	-	-
PICT <sup>3</sup>	IO	-	-	IO	-	IO	-	-	IO	-	-	-	-	-
PNGF	IO	-	-	IO	-	IO	-	-	IO	-	-	-	-	-
PNMF <sup>4</sup>	O	-	-	O	-	O	-	-	O	-	-	-	-	-
PPMF	IO	-	-	IO	-	IO	-	-	IO	-	-	-	-	-
RPIX <sup>5</sup>	IO	IO	IO	IO	IO	IO	IO	-	IO	IO	I	-	-	-
RASF	IO	-	-	IO	-	IO	-	-	IO	-	-	-	-	-
TGAF	IO	-	-	IO	-	IO	-	-	IO	-	-	-	-	-
TIFF <sup>6</sup>	IO	-	-	IO	-	IO	-	-	IO	-	-	I	-	IO
WBMP	IO	-	-	-	-	IO	-	-	IO	-	-	-	-	-

<sup>1</sup> Animated GIFFs may not be encoded.

<sup>2</sup> Supports EXIF images.

<sup>3</sup> Vector and object graphics are not supported.

<sup>4</sup> PNMf format is supported as PBMF, PGMF, or PPMF; output will be PBMF, PGMF, or PPMF as appropriate.

<sup>5</sup> Can decode 1 or 3 bands from an *n*-band image; only 1 or 3 bands may be encoded.

<sup>6</sup> TIFF image file format also supports the following content formats as input or I/O as specified: Tiled data - input, Photometric interpretation - I/O, MSB - I/O, and LSB - input; Planar (BSQ) is not supported; both MSB and LSB ordered files may be decoded; decoded output is MSB.

---



---

## Video File and Compression Formats

The following sections describe the video file and compression formats supported by Oracle Multimedia:

- [Apple QuickTime 3.0 Data Formats](#)
- [Microsoft Video for Windows \(AVI\) Data Formats](#)
- [Supported 3GP Data Format](#)
- [RealNetworks Real Video Data Format](#)
- [Supported Video MPEG Data Formats](#)

Find the video data format you are interested in, and then determine the supported formats. For example, [Table C-1](#) shows that Oracle Multimedia supports Apple QuickTime 3.0 MOOV file format and a variety of compression formats from Cinepak to Motion-JPEG (Format B).

### C.1 Apple QuickTime 3.0 Data Formats

The supported Apple QuickTime 3.0 data format, file extension, and MIME type are as follow:

- Data format: MOOV
- File extension: .mov
- MIME type: video/quicktime

[Table C-1](#) lists the supported Apple QuickTime 3.0 data compression format names and compression format codes. The compression format codes are the FourCC codes that Oracle Multimedia obtains from the dataFormat field of the video sample description entry of the 'stsd' atom in the QuickTime file. The table lists only the compression format codes recognized by Oracle Multimedia.

**Table C-1 Supported Apple QuickTime 3.0 Data Compression Formats**

Compression Format Name	Compression Format Code
Cinepak	CVID
JPEG	JPEG
Uncompressed RGB	RGB
Uncompressed YUV422	YUV2
Graphics	SMC
Animation: Run Length Encoded	RLE

**Table C-1 (Cont.) Supported Apple QuickTime 3.0 Data Compression Formats**

<b>Compression Format Name</b>	<b>Compression Format Code</b>
Apple Video Compression	RPZA
Kodak Photo CD	KPCD
QuickDraw GX	QDGX
MPEG Still Image	MPEG
Motion-JPEG (Format A)	MJPA
Motion-JPEG (Format B)	MJPB

## C.2 Microsoft Video for Windows (AVI) Data Formats

The following lists the supported Microsoft Video for Windows data format, file extension, and MIME type:

- Data format: AVI
- File extension: .avi
- MIME type: video/x-msvideo

[Table C-2](#) lists the supported Microsoft Video for Windows (AVI) compression format names and compression format codes. The compression format codes are the FourCC codes that Oracle Multimedia obtains from the compression field of the 'strf' chunk in the AVI file. The table lists only the compression format codes recognized by Oracle Multimedia.

**Table C-2 Supported AVI Data Compression Formats**

<b>Compression Format Name</b>	<b>Compression Format Code</b>
Microsoft Video 1	CRAM
Intel Indeo 3.1	IV31
Intel Indeo 3.2	IV32
Intel Indeo 4.0	IV40
Intel Indeo 4.1	IV41
Intel Indeo 5.0	IV50
Intel Indeo 5.1	IV51
Cinepak	CVID

## C.3 Supported 3GP Data Format

The following lists the supported video 3GP data format, file extension, and MIME type:

- Data format: 3GP
- File extension: .3gp
- MIME type: video/3gpp

## C.4 RealNetworks Real Video Data Format

The following lists the supported RealNetworks Real Video data format, file extension, and MIME type:

- Data format: RMFF
- File extension: .rm
- MIME type: video/x-pn-realvideo

## C.5 Supported Video MPEG Data Formats

The supported video MPEG formats are MPEG1, MPEG2, and MPEG4, as described in the following sections.

### C.5.1 Supported MPEG1 and MPEG2 Data Formats

The following lists the supported video MPEG1 and MPEG2 data format, file extension, and MIME type:

- Data format: MPEG
- File extension: .mpg
- MIME type: video/mpeg

### C.5.2 Supported MPEG4 Data Formats

The following lists the supported video MPEG1 and MPEG2 data format, file extension, and MIME type:

- Data format: MP4
- File extension: .mp4
- MIME type: video/mp4



---

---

## Image process( ) and processCopy( ) Operators

This appendix describes the command options, or operators, used in the Oracle Multimedia `process( )` and `processCopy( )` methods.

The available operators fall into three broad categories, each described in its own section:

- [Image Formatting Operators](#)
- [Image Processing Operators](#)
- [Format-Specific Operators](#)

The section [Common Concepts](#) describes the relative order of these operators.

---

---

**Note:** Information about supported image file formats and image compression formats is presented in [Appendix B](#). See [Table B-1](#), [Table B-2](#), and [Table B-3](#), specifically.

---

---

See `process( )` and `processCopy( )` in [Chapter 5](#) for reference information about these methods.

### D.1 Common Concepts

This section describes concepts common to all the image operators and the `process( )` and `processCopy( )` methods.

#### D.1.1 Source and Destination Images

The `process( )` and `processCopy( )` methods operate on one image, called the source image, and produce another image, called the destination image. In the case of the `process( )` method, the destination image is written into the same storage space as the source image, replacing it permanently. For the `processCopy( )` method, the storage for the destination image is distinct from the storage for the source image.

#### D.1.2 `process( )` and `processCopy( )`

The `process( )` and `processCopy( )` methods are functionally identical except for the fact that the `process( )` method writes its output into the same BLOB from which it takes its input while the `processCopy( )` method writes its output into a different BLOB. Their command string options are identical and no distinction is drawn between them.

For the rest of this appendix, the names `process()` and `processCopy()` are used interchangeably, and the use of the name `process()` implies both `process()` and `processCopy()` unless explicitly noted otherwise.

### D.1.3 Operator and Value

Unless otherwise noted, the `process()` operators appear in the command string in the form `<operator> = <value>`. The right-hand side of the expression is called the **value** of the operator, and determines how the operator will be applied.

### D.1.4 Combining Operators

In general, any number of operators can be combined in the command string passed into the `process()` method if the combination makes sense. However, certain operators are supported only if other operators are present or if other conditions are met. For example, the `compressionQuality` operator is supported only if the `compression` format of the destination image is JPEG. Other operators require that the source or destination image be a Raw Pixel or foreign image.

The flexibility in combining operators allows a single operation to change the format of an image, reduce or increase the number of colors, compress the data, and cut or scale the resulting image. This is highly preferable to making multiple calls to do each of these operations sequentially.

## D.2 Image Formatting Operators

At the most abstract level, the image formatting operators are used to change the layout of the data within the image storage. They do not change the semantic content of the image, and unless the source image contains more information than the destination image can store, they do not change the visual appearance of the image at all. Examples of a source image with more information than the destination image can store are:

- Converting a 24-bit image to an 8-bit image (too many bits per pixel)
- Converting a color image to a grayscale or monochrome image (too many color planes)
- Converting an uncompressed image, or an image stored in a lossless compression format, to a lossy compression format (too much detail)

### D.2.1 fileFormat

The `fileFormat` operator determines the image file type, or format, of the output image. The value of this operator is a 4-character code, which is a mnemonic for the new file format name. The list of allowable values for the `fileFormat` operator is shown in [Table 5–1](#) in Chapter 5. [Appendix B](#) contains basic information about each file format, including its mnemonic (file format), typical file extension, allowable compression and content formats, and other notable features.

The value given to the `fileFormat` operator is the single most important detail when specifying the output for `process()`. This value determines the range of allowable content and compression formats, whether or not compression quality will be useful, and whether or not the format-specific operators will be useful.

If the `fileFormat` operator is not used in the `process()` command string, Oracle Multimedia will determine the file format of the source image and use that as the default file format value. If the file format of the source image does not support



output, then an error will occur. If the source image is a foreign image, then the output image will be written as Raw Pixel.

## D.2.2 contentFormat

The contentFormat operator determines the format of the image content. The content means the number of colors supported by the image and the manner in which they are supported. Depending on which file format is used to store the output image, some or most of the content formats may not be supported.

Image content formats fall into two broad categories, as follows:

- Direct color (DRCT) images

In direct color images, the pixel data indicate color values directly, without reference to any additional information. This category includes monochrome images (pure black and white), grayscale images (shades of gray) and RGB (true color) images.

In direct color images, the bit depth of the image indicates the size of the pixel data; monochrome images are implicitly 1 bit deep, grayscale images are 8 bits deep, or 16 if an optional 8-bit alpha channel is present, and RGB images are 24 bits deep -- usually 8 bits each for red, green, and blue, or 32 bits deep if an optional 8-bit alpha channel is present.

- Lookup table (LUT) images

LUT images (also referred to as indexed color images) store possible color values in a table of possible color combinations, and pixel data then indicate which possible color from the table is to be used.

The bit depth of a LUT image indicates both the size of the pixel data and the number of possible colors in the lookup table. A 1-bit LUT image would have 1-bit pixels and 2 possible colors ( $2^1$ ), a 4-bit image would have 16 ( $2^4$ ) possible colors, and an 8-bit image would have 256 ( $2^8$ ) possible colors. Typically, the color table uses 24 bits to represent the possible colors, so although only 16 colors might be available in an image, they could each be any of up to 16 million possible RGB combinations. If the LUT image supports an alpha channel, then the table will usually use 32 bits to represent each color.

If the contentFormat operator is not passed to the process( ) method, then Oracle Multimedia attempts to duplicate the content format of the source image if it is supported by the file format of the destination image. Otherwise, a default content format is chosen depending on the destination file format.

The following four figures illustrate the syntax and options for the contentFormat operator.

Figure D-1 illustrates the contentFormat syntax that you use to convert an image to monochrome.

For finer control of the image output when you convert an image to monochrome, use the quantize operator with the ERRORDIFFUSION, ORDEREDDITHER, or THRESHOLD value. See Section D.3.7 for information about the quantize operator.

**Figure D-1 Syntax Diagram for MONOCHROME contentFormat**



Figure D-2 illustrates the contentFormat syntax that you use to convert an image to LUT format.

The bit depth portion of the contentFormat syntax determines how many colors will be present in the LUT of the final image, as follows:

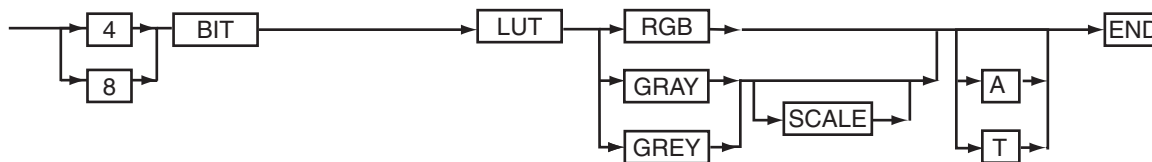
- An 8-bit image can contain up to 256 colors.
- A 4-bit image can contain up to 16 colors.
- A 1-bit image can contain only 2 colors, however, each of these colors can be any 24-bit RGB value.

The color portion of the contentFormat syntax controls whether the resulting image will be composed of RGB triplets or grayscale values. There is no difference between GRAY and GREY, and the optional SCALE suffix has no functional effect.

The A and T portion of the contentFormat syntax provides the ability to preserve alpha (A) or transparency (T) values in an image. You cannot use the transparency syntax to reduce a 32-bit image to an 8-bit image with alpha or transparency, but you can use it to preserve alpha or transparency when converting an image to a different file format. You can also use it to convert a transparency effect into a full alpha effect (however, only the transparent index will have alpha in the output).

For finer control of the image output when you convert a direct color image to a LUT color image, use the quantize operator with the ERRORDIFFUSION, ORDEREDDITHER, or MEDIANCUT value. See [Section D.3.7](#) for information about the quantize operator.

**Figure D-2 Syntax Diagram for LUT contentFormat**



[Figure D-3](#) illustrates the contentFormat syntax that you use to convert an image to grayscale.

The bit depth portion of the contentFormat syntax determines the overall type of the grayscale image: an 8-bit grayscale image may not have an alpha channel, while a 16-bit grayscale image currently must have an alpha channel. In either case, the DRCT specification is optional, because any non-LUT image will always be direct color. There is no difference between GRAY and GREY, and the optional SCALE suffix has no functional effect. The alpha specification (A) is required for 16-bit grayscale output, and can be used to either preserve an existing alpha channel in a currently grayscale image or reduce a 32-bit RGBA image to grayscale with alpha.

The quantize operator has no effect on conversions to grayscale.

**Figure D-3 Syntax Diagram for GRAYSCALE contentFormat**

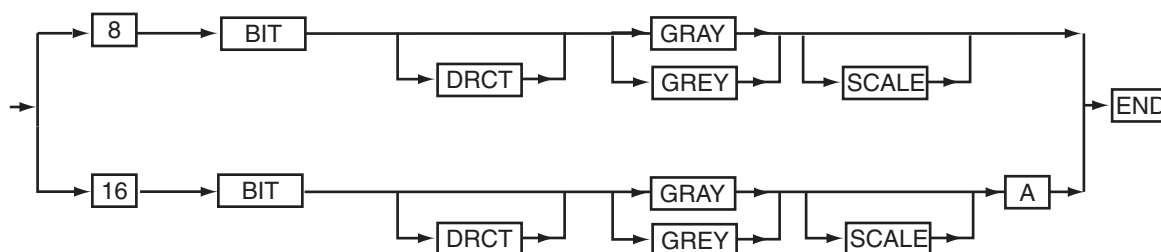


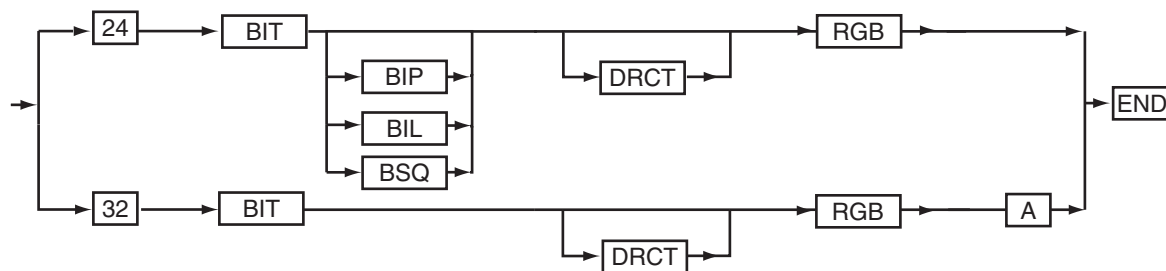
Figure D–4 illustrates the `contentFormat` syntax that you use to convert an image to direct color.

The bit depth portion of the `contentFormat` syntax determines the overall type of the direct RGB image: a 24-bit RGB image will not have an alpha channel, while a 32-bit RGB image must always have an alpha channel. In either case, the DRCT specification is optional because any non-LUT image will always be direct color. The alpha specification (A) is required for 32-bit RGB output; it preserves an existing alpha channel in a 32-bit or 64-bit RGB image, and it preserves the alpha channel in a 16-bit grayscale image that is being promoted to RGB.

The optional pixel chunking syntax allows images to be forced to band-interleaved-by-pixel (BIP, also known as chunky), band-interleaved-by-line (BIL), or band-interleaved-by-plane (BSQ, also known as band-sequential or planar). This portion of the syntax is supported only for RPIX formats.

The quantize operator is not used for conversions to direct color.

**Figure D–4 Syntax Diagram for Direct RGB `contentFormat`**



The following list of examples provides some common uses of the `contentFormat` operator:

- To specify that the output image be monochrome (black and white only):
 

```
image1.process('contentFormat=monochrome');
```
- To specify that the output image be an RGB lookup table (indexed color), either of the following is valid:
 

```
image1.process('contentFormat=8bitlutrgb');
image1.process('contentFormat=8bitlut');
```
- To specify that the output image be a grayscale lookup table (indexed color):
 

```
image1.process('contentFormat=8bitlutgray');
```
- To specify that the output image be grayscale, either of the following is valid:
 

```
image1.process('contentFormat=8bitgray');
image1.process('contentFormat=8bitgreyscale');
```
- To specify that the output image be direct color, either of the following is valid:
 

```
image1.process('contentFormat=24bitrgb');
image1.process('contentFormat=24bitdrctrgb');
```
- To specify that the output image be direct color and band sequential:
 

```
image1.process('contentFormat=24bitbsqrgb');
```

### D.2.3 compressionFormat

The `compressionFormat` operator determines the compression algorithm used to compress the image data. The range of supported compression formats depends heavily upon the file format of the output image. Some file formats support only a single compression format, and some compression formats are supported only by one file format.

The supported values for the `compressionFormat` operator are listed in [Table 5-1](#) in Chapter 5.

All compression formats that include RLE in their mnemonic are run-length encoding compression schemes, and work well only for images that contain large areas of identical color. The `PACKBITS` compression type is a run-length encoding scheme that originates from the Macintosh system but is supported by other systems. It has limitations that are similar to other run-length encoding compression formats. Formats that contain `LZW` or `HUFFMAN` compression types are more complex compression schemes that examine the image for redundant information and are more useful for a broader class of images. `FAX3` and `FAX4` are the CCITT Group 3 and Group 4 standards for compressing facsimile data and are useful only for monochrome images. All the compression formats mentioned in this paragraph are **lossless** compression schemes, which means that compressing the image does not discard data. An image compressed into a lossless format and then decompressed will look the same as the original image.

The JPEG compression format is a special case. Developed to compress photographic images, the JPEG format is a **lossy** format, which means that it compresses the image typically by discarding unimportant details. Because this format is optimized for compressing photographic and similarly noisy images, it often produces poor results for other image types, such as line art images and images with large areas of similar color. JPEG is the only lossy compression scheme currently supported by Oracle Multimedia.

The `DEFLATE` compression type is ZIP Deflate and is used by PNG image file formats. The `DEFLATE-ADAM7` compression format is interlaced ZIP Deflate and is used by PNG image file formats. The `ASCII` compression type is ASCII encoding and the `RAW` compression type is binary encoding, and both are for PNM image file formats.

If the `compressionFormat` operator is not specified, then Oracle Multimedia will use the default compression format; often this default is "None" or "No Compression."

If the `compressionFormat` operator is not specified and the file format of the destination image is different from that of the source image, then a default compression format will be selected depending on the destination image file format. This default compression is often "None" or "No Compression."

### D.2.4 compressionQuality

The `compressionQuality` operator determines the relative quality of an image compressed with a lossy compression format. This operator has no meaning for lossless compression formats, and therefore is not currently supported for any compression format except JPEG. File formats that support JPEG compression include JFIF, TIFF, and PICT.

The `compressionQuality` operator accepts five values, ranging from the most compression (lowest visual quality) to the least compression (highest visual quality): `MAXCOMPRATIO`, `HIGHCOMP`, `MEDCOMP`, `LOWCOMP`, and `MAXINTEGRITY`. Using the `MAXCOMPRATIO` value results in the smallest amount of image data, but may introduce visible aberrations. Using the `MAXINTEGRITY` value keeps the

resulting image more faithful to the original, but requires more space to store. The `compressionQuality` operator also accepts integer values between 0 (lowest quality) and 100 (highest quality) for JFIF and TIFF file formats only.

The default values for the `compressionQuality` operator are `LOWCOMP` for the JFIF and TIFF file formats and `MAXINTEGRITY` for the PICT file format.

## D.3 Image Processing Operators

The image processing operators supported by Oracle Multimedia directly change the way the image looks on the display. The operators supported by Oracle Multimedia represent only a fraction of all possible image processing operations, and are not intended for users performing intricate image analysis.

### D.3.1 contrast

The `contrast` operator is used to adjust contrast. You can adjust contrast by percentage or by upper and lower bound, as follows:

- By percentage

To adjust contrast by percentage, the syntax is as follows:

```
contrast = <percent1> [<percent2> <percent3>]
```

One or three parameters can be specified when specifying contrast by percentage. If one value is passed, then it is applied to all color components (either gray, or red, green, and blue) of the input image. If three values are specified then `percent1` is applied to the red component of the image, `percent2` to the green component, and `percent3` to the blue component.

The percent values are floating-point numbers that indicate the percentage of the input pixel values that are mapped onto the full available output range of the image; the remaining input values are forced to either extreme (zero or full intensity). For example, a percentage of 60 indicates that the middle 60% of the input range is to be mapped to the full output range of the color space, while the lower 20% of the input range is forced to zero intensity (black for a grayscale image) and the upper 20% of the input range is forced to full intensity (white for a grayscale image).

- By upper and lower bound

To adjust contrast by lower and upper bound, the syntax is as follows:

```
contrast = <lower1> <upper1> [<lower2> <upper2> <lower3> <upper3>]
```

The lower and upper values are integers that indicate the lower and upper bounds of the input pixel values that are to be mapped to the full output range. Values less than the lower bound are forced to zero intensity, and values greater than the upper bound are forced to full intensity. For 8-bit grayscale and 24-bit RGB images, these bounds may range from 0 to 255.

Two or six values can be specified when using this contrast mode. If two values are specified, then those bounds are used for all color components of the image. If six values are specified, then `lower1` and `upper1` are applied to the red component of the image, `lower2` and `upper2` are applied to the green component, and `lower3` and `upper3` are applied to the blue component.

---

---

**Note:** Enclose all floating-point arguments with double quotation marks ( " ") to ensure correct Globalization Support interpretation.

---

---

### D.3.2 cut

The cut operator is used to create a subset of the original image. The values supplied to the cut operator are the origin coordinates (x,y) of the cut window in the source image, and the width and height of the cut window in pixels. This operator is applied before any scaling that is requested.

If the cut operator is not supplied, the entire source image is used.

### D.3.3 flip

The flip operator places an image's scanlines in reverse order such that the scanlines are swapped from top to bottom. This operator accepts no values.

### D.3.4 gamma

The gamma operator corrects the gamma (brightness) of an image. This operator accepts either one or three floating-point values using the following syntax:

```
gamma = <gamma1> [<gamma2> <gamma3>]
```

The values gamma1, gamma2, and gamma3 are the denominators of the gamma exponent applied to the input image. If only one value is specified, then that value is applied to all color components (either gray, or red, green, and blue) of the input image. If three values are specified then gamma1 is applied to the red component of the image, gamma2 to the green component, and gamma3 to the blue component.

To brighten an image, specify gamma values greater than 1.0; typical values are in the range 1.0 to 2.5. To darken an image, specify gamma values smaller than 1.0 (but larger than 0).

---

---

**Note:** Enclose all floating-point arguments with double quotation marks ( " ") to ensure correct Globalization Support interpretation.

---

---

### D.3.5 mirror

The mirror operator places an image's scanlines in inverse order such that the pixel columns are swapped from left to right. This operator accepts no values.

### D.3.6 page

The page operator allows page selection from a multipage input image. The value specifies the input page that should be used as the source image for the process operation. The first page is numbered 0, the second page is 1, and so on.

Currently, only TIFF images support page selection.

### D.3.7 quantize

The quantize operator affects the outcome of the contentFormat operator when you change the bit depth of an image. When an explicit change in content format is requested, or when the content format has to be changed due to other requested operations (such as scaling a LUT image, which requires promotion to direct color

before scaling, or converting to a file format that only supports LUT images), the quantize operator indicates how any resulting quantization (reduction in number of colors) will be performed.

The value of the quantize operator can be any one of the following, referred to as quantizers:

- **ERRORDIFFUSION**

You can use the ERRORDIFFUSION quantizer in 2 ways: to reduce an 8-bit grayscale image to a monochrome image, or to reduce a 24-bit RGB image to an 8-bit LUT image.

The ERRORDIFFUSION quantizer retains the error resulting from the quantization of an existing pixel and diffuses that error among neighboring pixels. This quantization uses a fixed color table. The result looks good for most photographic images, but creates objectionable speckling artifacts for synthetic images. The artifacts are due to the fixed color lookup table used by the existing quantization method, which is statistically well balanced across the entire RGB color space, but is often a poor match for an image that contains many intensities of just a few colors. The result is more accurate than when the ORDEREDDITHER quantizer is specified; however, it is returned more slowly.

This is the default quantization value.

- **ORDEREDDITHER**

You can use the ORDEREDDITHER quantizer in 2 ways: to reduce an 8-bit grayscale image to a monochrome image, or to reduce a 24-bit RGB image to an 8-bit LUT image.

The ORDEREDDITHER quantizer finds the closest color match for each pixel in a fixed color table and then dithers the result to minimize the more obvious effects of color substitution. The result is satisfactory for most images, but fine details may be lost in the dithering process. Although the result is not as accurate as when the ERRORDIFFUSION quantizer is specified, it is returned more quickly.

- **THRESHOLD <threshold>**

The THRESHOLD quantizer reduces 8-bit grayscale images to monochrome images.

The THRESHOLD quantizer assigns a monochrome output value (black or white) to a pixel by comparing that pixel's grayscale value to the threshold argument that is supplied along with the quantizer. If the input grayscale value is greater than or equal to the supplied threshold argument, then the output is white, otherwise the output is black. For an 8-bit grayscale or 24-bit RGB image, a grayscale value of 255 denotes white, while a grayscale value of 0 denotes black.

For example, a threshold argument of 128 will cause any input value less than 128 to become black, while the remainder of the image will become white. A threshold value of 0 will cause the entire image to be white, and a value of 256 will cause the entire image to be black (for an 8-bit grayscale or a 24-bit RGB input image).

The THRESHOLD quantizer is most appropriately applied to synthetic images. The ERRORDIFFUSION and ORDEREDDITHER quantizers will produce better output when converting photographic images to monochrome, but will result in fuzziness in synthetic images; using the THRESHOLD quantizer will eliminate this fuzziness at the cost of the ability to discriminate between various intensities in the input image.

- **MEDIANCUT [optional sampling rate]**

The MEDIANCUT quantizer reduces 24-bit RGB images to 8-bit LUT images.

The MEDIANCUT quantizer generates a more optimal color table than the ERRORDIFFUSION or ORDEREDDITHER quantizers for some images, including most synthetic images, by choosing colors according to their popularity in the original image. However, the analysis of the original image is time consuming for large images, and some photographic images may look better when quantized using ERRORDIFFUSION or ORDEREDDITHER.

The MEDIANCUT quantizer accepts an optional integer argument that specifies the sampling rate to be used when scanning the input image to collect statistics on color use. The default value for this quantizer argument is 1, meaning that every input pixel is examined, but any value greater than 1 can be specified. For a sampling rate  $n$  greater than 1, 1 pixel out of every  $n$  pixels is examined.

The following examples demonstrate how values and arguments are specified for the quantize operator:

```
image.process('contentformat=8bitlutrbg quantize = mediantcut 2');  
image.process('contentformat=monochrome quantize = threshold 128');
```

### D.3.8 rotate

The rotate operator rotates an image within the image plane by the angle specified.

The value specified must be a floating-point number. A positive value specifies a clockwise rotation. A negative value for the operator specifies a counter-clockwise rotation. After the rotation, the image content is translated to an origin of 0,0 and the pixels not covered by the rotated image footprint are filled with the resulting colorspace black value.

Rotation values of 90, 180, and 270 use special code that quickly copies pixels without geometrically projecting them, for faster operation.

---

---

**Note:** Enclose all floating-point arguments with double quotation marks ( " " ) to ensure correct Globalization Support interpretation.

---

---

### D.3.9 Scaling Operators

Oracle Multimedia supports several operators that change the scale of an image, as described in the following sections.

#### D.3.9.1 fixedScale

The fixedScale operator is intended to simplify the creation of images with a specific size, such as thumbnail images. The scale, xScale, and yScale operators all accept floating-point scaling ratios, while the fixedScale (and maxScale) operators specify scaling values in pixels.

The two integer values supplied to the fixedScale operator are the desired dimensions (width and height) of the destination image. The supplied dimensions may be larger or smaller (or one larger and one smaller) than the dimensions of the source image.

The scaling method used by this operator will be the same as used by the scale operator in all cases. This operator cannot be combined with other scaling operators.

#### D.3.9.2 maxScale

The maxScale operator is a variant of the fixedScale operator that preserves the aspect ratio (relative width and height) of the source image. The maxScale operator also



accepts two integer dimensions, but these values represent the maximum value of the appropriate dimension after scaling. The final dimension may actually be less than the supplied value.

Like the `fixedScale` operator, this operator is also intended to simplify the creation of images with a specific size. The `maxScale` operator is even better suited to thumbnail image creation than the `fixedScale` operator because thumbnail images created using the `maxScale` operator will have the same aspect ratio as the original image.

The `maxScale` operator scales the source image to fit within the dimensions specified while preserving the aspect ratio of the source image. Because the aspect ratio is preserved, only one dimension of the destination image may actually be equal to the values supplied to the operator. The other dimension may be smaller than, or equal to, the supplied value. Another way to think of this scaling method is that the source image is scaled by a single scale factor that is as large as possible, with the constraint that the destination image fit entirely within the dimensions specified by the `maxScale` operator.

If the `cut` operator is used in conjunction with the `maxScale` operator, then the aspect ratio of the cut window is preserved instead of the aspect ratio of the input image.

The scaling method used by this operator is the same as used by the `scale` operator in all cases. This operator cannot be combined with other scaling operators.

### D.3.9.3 `scale`

The `scale` operator enlarges or reduces the image by the ratio given as the value for the operator. If the value is greater than 1.0, then the destination image will be scaled up (enlarged). If the value is less than 1.0, then the output will be scaled down (reduced). A scale value of 1.0 has no effect, and is not an error. No scaling is applied to the source image if the `scale` operator is not passed to the `process()` method.

There are two scaling techniques used by Oracle Multimedia. The first technique is "scaling by sampling," and is used only if the requested compression quality is `MAXCOMPRATIO` or `HIGHCOMP`, or if the image is being scaled up in both dimensions. This scaling technique works by selecting the source image pixel that is closest to the pixel being computed by the scaling algorithm and using the color of that pixel. This technique is faster, but results in a poorer quality image.

The second scaling technique is "scaling by averaging," and is used in all other cases. This technique works by selecting several pixels that are close to the pixel being computed by the scaling algorithm and computing the average color. This technique is slower, but results in a better quality image.

If the `scale` operator is not used, the default scaling value is 1.0. This operator cannot be combined with other scaling operators.

---

**Note:** Enclose all floating-point arguments with double quotation marks ( " " ) to ensure correct Globalization Support interpretation.

---

### D.3.9.4 `xScale`

The `xScale` operator is similar to the `scale` operator but affects only the width (x-dimension) of the image. The important difference between `xScale` and `scale` is that with `xScale`, scaling by sampling is used whenever the image quality is specified to be `MAXCOMPRATIO` or `HIGHCOMP`, and is not dependent on whether the image is being scaled up or down.

This operator can be combined with the `yScale` operator to scale each axis differently. It cannot be combined with other scaling operators (`Scale`, `fixedScale`, `maxScale`).

---

---

**Note:** Enclose all floating-point arguments with double quotation marks ( " ") to ensure correct Globalization Support interpretation.

---

---

#### D.3.9.5 `yScale`

The `yScale` operator is similar to the `scale` operator but affects only the height (y-dimension) of the image. The important difference between `yScale` and `scale` is that with `yScale`, scaling by sampling is used whenever the image quality is specified to be `MAXCOMPRATIO` or `HIGHCOMP`, and is not dependent on whether the image is being scaled up or down.

This operator can be combined with the `xScale` operator to scale each axis differently. It cannot be combined with other scaling operators (`scale`, `fixedScale`, `maxScale`).

---

---

**Note:** Enclose all floating-point arguments with double quotation marks ( " ") to ensure correct Globalization Support interpretation.

---

---

#### D.3.10 `tiled`

The `tiled` operator forces the output image to be tiled and can be used only with TIFF file format images. The resulting tile size will depend on the compression format that you select.

### D.4 Format-Specific Operators

The following operators are supported only when the destination image file format is Raw Pixel or BMPF (scanlineOrder operator only), with the exception of the `inputChannels` operator, which is supported only when the source image is Raw Pixel or a foreign image. It does not matter if the destination image format is set to Raw Pixel or BMPF explicitly using the `fileFormat` operator, or if the Raw Pixel or BMPF format is selected by Oracle Multimedia automatically, because the source format is Raw Pixel, BMPF, or a foreign image.

#### D.4.1 `channelOrder`

The `channelOrder` operator determines the relative order of the red, green, and blue channels (bands) within the destination Raw Pixel image. The order of the characters R, G, and B within the mnemonic value passed to this operator determine the order of these channels within the output. The header of the Raw Pixel image will be written such that this order is not lost.

See [Appendix E](#) for more information about the Raw Pixel file format and the ordering of channels in that format.

#### D.4.2 `pixelOrder`

The `pixelOrder` operator controls the direction of pixels within a scanline in a Raw Pixel Image. The value `Normal` indicates that the leftmost pixel of a scanline will appear first in the image data stream. The value `Reverse` causes the rightmost pixel of the scanline to appear first.

See [Appendix E](#) for more information about the Raw Pixel file format and pixel ordering.

### D.4.3 scanlineOrder

The **scanlineOrder** operator controls the order of scanlines within a Raw Pixel or BMPF image. The value Normal indicates that the top display scanline will appear first in the image data stream. The value Inverse causes the bottom scanline to appear first. For BMPF, scanlineOrder = inverse is the default and ordinary value.

See [Appendix E](#) for more information about the Raw Pixel or BMPF file format and scanline ordering.

### D.4.4 inputChannels

As stated in [Section D.4](#), the **inputChannels** operator is supported only when the source image is in Raw Pixel format, or if the source is a foreign image.

The inputChannels operator assigns individual bands from a multiband image to be the red, green, and blue channels for later image processing. Any band within the source image can be assigned to any channel. If desired, only a single band can be specified and the selected band will be used as the grayscale channel, resulting in a grayscale output image. The first band in the image is number 1, and the band numbers passed to the Input Channels operator must be greater than or equal to one, and less than or equal to the total number of bands in the source image. Only the bands selected the by inputChannels operator are written to the output. Other bands are not transferred, even if the output image is in Raw Pixel format.

It should be noted that every Raw Pixel or foreign image has these input channel assignments written into its header block, but that this operator overrides those default assignments.

See [Appendix E](#) for more information about the Raw Pixel file format and input channels.



---

---

## Image Raw Pixel Format

This appendix describes the Oracle Raw Pixel image format and is intended for developers and advanced users who wish to use the Raw Pixel format to import unsupported image formats into Oracle Multimedia, or as a means to directly access the pixel data in an image.

Much of this appendix is also applicable to foreign images.

This appendix includes the following sections:

- [Raw Pixel Introduction](#)
- [Raw Pixel Image Structure](#)
- [Raw Pixel Header Field Descriptions](#)
- [Raw Pixel Post-Header Gap](#)
- [Raw Pixel Data Section and Pixel Data Format](#)
- [Raw Pixel Header - C Language Structure](#)
- [Raw Pixel Header - C Language Constants](#)
- [Raw Pixel PL/SQL Constants](#)
- [Raw Pixel Images Using CCITT Compression](#)
- [Foreign Image Support and the Raw Pixel Format](#)

### E.1 Raw Pixel Introduction

Oracle Multimedia supports many popular image formats suitable for storing artwork, photographs, and other images in an efficient, compressed way, and provides the ability to convert between these formats. However, most of these formats are proprietary to at least some degree, and the format of their content is often widely variable and not suited for easy access to the pixel data of the image.

The Raw Pixel format is useful for applications that need direct access to the pixel data without the burden of the complex computations required to determine the location of pixels within a compressed data stream. This simplifies reading the image for applications that are performing pixel-oriented image processing, such as filtering and edge detection. This format is even more useful to applications that need to write data back to the image. Because changing even a single pixel in a compressed image can have implications for the entire image stream, providing an uncompressed format enables applications to write pixel data directly, and later compress the image with a single `process()` command.

This format is also useful to users who have data in a format not directly supported by Oracle Multimedia, but is in a simple, uncompressed format. These users can prepend a Raw Pixel identifier and header onto their data and import it into Oracle Multimedia. For users who need only to read these images (such as for import or conversion), this capability is built into Oracle Multimedia as "Foreign Image Support." How this capability is related to the Raw Pixel format is described in [Section E.10](#).

In addition to supporting image types not already built into Oracle Multimedia, the Raw Pixel format also permits the interpretation of N-band imagery, such as satellite images. Using Raw Pixel, one or three bands of an N-band image may be selected during conversion to another image format, allowing easy visualization within programs that do not otherwise support N-band images. Note that images written with the Raw Pixel format still may have only one or three bands.

The current version of the Raw Pixel format is 1.0. This appendix is applicable to Raw Pixel images of this version only, as the particulars of the format may change with other versions.

## E.2 Raw Pixel Image Structure

A Raw Pixel image consists of a 4-byte image identifier, followed by a 30-byte image header, followed by an arbitrary gap of 0 or more bytes, followed by pixel data.

It is worth noting that Raw Pixel images are never color-mapped, and therefore do not contain color lookup tables.

The Raw Pixel header consists of the Image Identifier and the Image Header. The Image Header is actually composed of several fields.

Note that the first byte in the image is actually offset 0. All integer fields are unsigned and stored in big endian byte order.

[Table E-1](#) describes the raw pixel image header structure.

**Table E-1 Raw Pixel Image Header Structure**

Name	Byte(s)	Description
Image Identifier	0:3	4-byte character array containing ASCII values for RPIX. This array identifies the image as a Raw Pixel image.
Image Header Length	4:7	Length of this header in bytes, excluding the identifier field. The value of this field may be increased to create a gap between the header fields and the pixel data in the image.
Major Version	8	Major version number of the Raw Pixel format used in the image.
Minor Version	9	Minor version number of the Raw Pixel format used in the image.
Image Width	10:13	Width of the image in pixels.
Image Height	14:17	Height of the image in pixels.
Compression Type	18	Compression type of the image: None, CCITT FAX Group 3, or CCITT FAX Group 4.
Pixel Order	19	Pixel order of the image: Normal or Reverse.

**Table E-1 (Cont.) Raw Pixel Image Header Structure**

<b>Name</b>	<b>Byte(s)</b>	<b>Description</b>
Scanline Order	20	Scanline order of the image: Normal or Inverse.
Interleave	21	Interleave type of the image: BIP, BIL, or BSQ.
Number of Bands	22	Number of bands in the image. Must be in the range 1 to 255.
Red Channel Number	23	The band number of the channel to use as a default for red.  This field is the grayscale channel number if the image is grayscale.
Green Channel Number	24	The band number of the channel to use as a default for green.  This field is zero if the image is grayscale.
Blue Channel Number	25	The band number of the channel to use as a default for blue.  This field is zero if the image is grayscale.
Reserved Area	26:33	Not currently used. All bytes <i>must</i> be zero.

## E.3 Raw Pixel Header Field Descriptions

This section describes the fields of the Raw Pixel header in greater detail.

### Image Identifier

Occupying the first 4 bytes of a Raw Pixel image, the identifier string must always be set to the ASCII values "RPIX" (hex 52 50 49 58). These characters identify the image as being encoded in RPIX format.

This string is currently independent of the Raw Pixel version.

### Image Header Length

The Raw Pixel reader uses the value stored in this field to find the start of the pixel data section within a Raw Pixel image. To find the offset of the pixel data in the image, the reader adds the length of the image identifier (always 4) to the value in the image header length field. Thus, for Raw Pixel 1.0 images with no post-header gap, the pixel data starts at offset 34.

For Raw Pixel version 1.0 images, this field normally contains the integer value 30, which is the length of the Raw Pixel image header (not including the image identifier). However, the Raw Pixel format allows this field to contain any value equal to or greater than 30. Any information in the space between the end of the header data and the start of the pixel data specified by this header length is ignored by the Raw Pixel reader. This is useful for users who wish to prepend a Raw Pixel header onto an existing image whose pixel data area is compatible with the Raw Pixel format. In this case, the header length would be set to 30 plus the length of the existing header. The maximum length of this header is 4,294,967,265 bytes (the maximum value that can be stored in the 4-byte unsigned field minus the 30-byte header required by the Raw Pixel format). This field is stored in big endian byte order.

**Major Version**

A single-byte integer containing the major version number of the Raw Pixel format version used to encode the image. The current Raw Pixel version is 1.0, therefore this field is 1.

**Minor Version**

A single-byte integer containing the minor version number of the Raw Pixel format version used to encode the image. The current Raw Pixel version is 1.0, therefore this field is 0.

**Image Width**

The width (x-dimension) of the image in pixels.

Although this field is capable of storing an image dimension in excess of 4 billion pixels, limitations within Oracle Multimedia require that this field be a value between 1 and 32767, inclusive. This field is stored in big endian byte order.

**Image Height**

The height (y-dimension) of the image in pixels.

Although this field is capable of storing an image dimension in excess of 4 billion pixels, limitations within Oracle Multimedia require that this field be a value between 1 and 32767, inclusive. This field is stored in big endian byte order.

**Compression Type**

This field contains the compression type of the Raw Pixel image. This field may contain the following values:

<b>Value</b>	<b>Name</b>	<b>Compression</b>
1	NONE	No compression
2	FAX3	CCITT Group 3 compression
3	FAX4	CCITT Group 4 compression

For grayscale, RGB, and N-band images, the image is always uncompressed, and only a value of 0 is valid. If the compression type is value 1 or 2, then the image is presumed to be monochrome. In this case, the image is presumed to contain only a single band, and must specify normal pixel order, normal scanline order, and BIP interleave.

**Pixel Order**

This field describes the pixel order within the Raw Pixel image. Typically, pixels in a scanline are ordered from left to right, along the traditional positive x-axis. However, some applications require that scanlines be ordered from right to left.

This field may contain the following values:

<b>Value</b>	<b>Name</b>	<b>Pixel Order</b>
1	NORMAL	Leftmost pixel first
2	REVERSE	Rightmost pixel first



This field cannot contain 0, as this indicates an unspecified pixel order; this would mean the image could not be interpreted. For images with CCITT G3 and G4 compression types, this field must contain the value 1.

### Scanline Order

This field describes the scanline order within the Raw Pixel image. Typically, scanlines in an image are ordered from top to bottom. However, some applications require that scanlines are ordered from bottom to top.

This field may contain the following values:

Value	Name	Scanline Order
1	NORMAL	Topmost scanline first
2	INVERSE	Bottommost scanline first

This field cannot contain 0, as this indicates an unspecified scanline order; this would mean the image could not be interpreted. For images with CCITT G3 and G4 compression types, this field must contain the value 1.

### Interleave

This field describes the interleaving of the various bands within a Raw Pixel image. See [Section E.5.3](#) for more information about the meaning of the various interleave options.

This field may contain the following values:

Value	Name	Interleave
1	BIP	Band Interleave by Pixel, or "chunky"
2	BIL	Band Interleave by Line
3	BSQ	Band SeQUential, or "planar"

This field cannot contain 0, as this indicates an unspecified interleave; this would mean the image could not be interpreted. For images with CCITT G3 and G4 compression types, this field must contain the value 1.

### Number of Bands

This field contains the number of bands or planes in the image, and must be a value between 1 and 255, inclusive. This field may not contain the value 0.

For CCITT images, this field must contain the value 1.

### Red Channel Number

This field contains the number of the band that is to be used as the red channel during image conversion operations. This may be used to change the interpretation of a normal RGB image, or to specify a default band to be used as red in an N-band image. This default may be overridden using the `inputChannels` operator in the `process()` or `processCopy()` methods.

If the image has only one band, or only one band from an N-band image should be selected for display, then the band number should be encoded as the red channel. In this case, the green and blue channels should be set to 0.

This field may not contain the value 0; it must contain a value between 1 and the number of bands, inclusive.

### **Green Channel Number**

This field contains the number of the band that is to be used as the green channel during image conversion operations. This may be used to change the interpretation of a normal RGB image, or to specify a default band to be used as green in an N-band image. This default may be overridden using the `inputChannels` operator in the `process()` or `processCopy()` method.

If the image has only one band, or only one band from an N-band image should be selected for display, then the band number should be encoded as the red channel. In this case, the green and blue channels should be set to 0.

This field may contain a value between 0 and the number of bands, inclusive.

### **Blue Channel Number**

This field contains the number of the band that is to be used as the blue channel during image conversion operations. This may be used to change the interpretation of a normal RGB image, or to specify a default band to be used as blue in an N-band image. This default may be overridden using the `inputChannels` operator in the `process()` or `processCopy()` method.

If the image has only one band, or only one band from an N-band image should be selected for display, then the band number should be encoded as the red channel. In this case, the green and blue channels should be set to 0.

This field may contain a value between 0 and the number of bands, inclusive.

### **Reserved Area**

The application of these 8 bytes titled Reserved Area is currently under development, but they are reserved even within Raw Pixel 1.0 images. These bytes must all be cleared to 0. Failure to do so will create undefined results.

## **E.4 Raw Pixel Post-Header Gap**

Apart from the image identifier and the image header, Raw Pixel version 1.0 images contain an optional post-header gap, which precedes the actual pixel data. Unlike the reserved area of the image header, the bytes in this gap can contain any values you want. This is useful to store additional metadata about the image, which in some cases may be the actual image header from another file format.

However, because there is no standard for the information stored in this gap, take care when storing metadata in this area as other users may interpret this data differently. It is also worth noting that when a Raw Pixel image is processed, information stored in this gap is not copied to the destination image. In the case of the `process()` method, which writes its output to the same location as the input, the source information will be lost unless the transaction in which the processing took place is rolled back.

## **E.5 Raw Pixel Data Section and Pixel Data Format**

The data section of a Raw Pixel image is where the actual pixel data of an image is stored; this area is sometimes called the bitmap data. This section describes the layout of the bitmap data.

For images using CCITT compression, the bitmap data area stores the raw CCITT stream with no additional header. The rest of this section applies only to uncompressed images.

Bitmap data in a Raw Pixel image is stored as 8-bit per plane, per pixel, direct color, packed data. There is no pixel, scanline, or band blocking or padding. Scanlines may be presented in the image as either topmost first, or bottommost first. Within a scanline, pixels may be ordered leftmost first, or rightmost first. All these options are affected by interleaving in a relatively straightforward way; see the following sections for examples.

### E.5.1 Scanline Ordering

On the screen, an image may look like the following:

```
1111111111...
2222222222...
3333333333...
4444444444...
```

Each digit represents a single pixel; the value of the digit is the scanline that the pixel is on.

Generally, the scanline that forms the upper or topmost row of pixels is stored in the image data stream before lower scanlines. The preceding image would appear as follows in the bitmap data stream:

```
...1111111111...2222222222...3333333333...4444444444...
```

Note that the first scanline appears earlier than the remaining scanlines. The Raw Pixel format refers to this scanline ordering as normal.

However, some applications prefer that the bottommost scanline appear in the data stream first:

```
...4444444444...3333333333...2222222222...1111111111...
```

The Raw Pixel format refers to this scanline ordering as inverse.

### E.5.2 Pixel Ordering

On the screen, a scanline of an image may look like the following:

```
...123456789...
```

Each digit represents a single pixel; the value of the digit is the column that the pixel is in.

Generally, the data that forms the leftmost pixels is stored in the image data stream before pixels toward the right. The preceding scanline would appear as follows in the bitmap data stream:

```
...123456789...
```

Note that the left pixel appears earlier than the remaining pixels. The Raw Pixel format refers to this pixel ordering as normal.

However, some applications prefer that the rightmost pixel appear in the data stream first:

```
...987654321...
```

The Raw Pixel format refers to this pixel ordering as reverse.

### E.5.3 Band Interleaving

Band interleaving describes the relative location of different bands of pixel data within the image buffer.

Bands are ordered by their appearance in an image data stream, with 1 being the first band,  $n$  being the last band. Band 0 would indicate no band or no data.

#### Band Interleaved by Pixel (BIP), or *Chunky*

BIP, or *chunky*, images place the various bands or channels of pixel data sequentially by pixel, so that all data for one pixel is in one place. If the bands of the image are the red, green, and blue channels, then a BIP image might look like this:

```
scanline 1: RBBRGGBRGEBRGGBRGEB...
scanline 2: RBBRGGBRGEBRGGBRGEB...
scanline 3: RBBRGGBRGEBRGGBRGEB...
...
```

#### Band Interleaved by Line (BIL)

BIL images place the various bands of pixel data sequentially by scanline, so that data for one pixel is spread across multiple notional rows of the image. This reflects the data organization of a sensor that buffers data by scanline. If the bands of the image are the red, green, and blue channels, then a BIL image might look like this:

```
scanline 1: RRRRRRRRRRRRRRRRRR...
           GGGGGGGGGGGGGGGGGG...
           BBBBBBBBBBBBBBBBBB...
scanline 2: RRRRRRRRRRRRRRRRRR...
           GGGGGGGGGGGGGGGGGG...
           BBBBBBBBBBBBBBBBBB...
scanline 3: RRRRRRRRRRRRRRRRRR...
           GGGGGGGGGGGGGGGGGG...
           BBBBBBBBBBBBBBBBBB...
...
```

#### Band Sequential (BSQ), or Planar

Planar images place the various bands of pixel data sequentially by bit plane, so that data for one pixel is spread across multiple planes of the image. This reflects the data organization of some video buffer systems, which control the different electron guns of a display from different locations in memory. If the bands of the image are the red, green, and blue channels, then a planar image might look like this:

```
plane 1: RRRRRRRRRRRRRRRRRR... (part of scanline 1)
           RRRRRRRRRRRRRRRRRR... (part of scanline 2)
           RRRRRRRRRRRRRRRRRR... (part of scanline 3)
...
plane 2: GGGGGGGGGGGGGGGGGG... (part of scanline 1)
           GGGGGGGGGGGGGGGGGG... (part of scanline 2)
           GGGGGGGGGGGGGGGGGG... (part of scanline 3)
...
plane 3: BBBBBBBBBBBBBBBBBB... (part of scanline 1)
           BBBBBBBBBBBBBBBBBB... (part of scanline 2)
           BBBBBBBBBBBBBBBBBB... (part of scanline 3)
...
```

## E.5.4 N-Band Data

The Raw Pixel format supports up to 255 bands of data in an image. The relative location of these bands of data in the image is described in [Section E.5.3](#), which gives examples of interleaving for 3 bands of data.

In the case of a single band of data, there is no interleaving; all three schemes are equivalent. Examples of interleaving other numbers of bands are given in the following table. All images in the examples have three scanlines and four columns. Each band of each pixel is represented by a single-digit band number. Numbers that are unenclosed and are displayed in normal text represent the first scanline of the image, numbers that are enclosed in parentheses and are displayed in italic text represent the second scanline of the image, and numbers that are enclosed in brackets ( [ ] ) and are displayed in boldface text represent the third scanline of the image.

Bands	BIP	BIL	BSQ
2	12121212 <i>(12121212)</i> <b>[12121212]</b>	11112222 <i>(11112222)</i> <b>[11112222]</b>	1111( <i>1111</i> ) <b>[1111]</b> 2222( <i>2222</i> ) <b>[2222]</b>
4	1234123412341234 <i>(1234123412341234)</i> <b>[1234123412341234]</b>	1111222233334444 <i>(1111222233334444)</i> <b>[1111222233334444]</b>	1111( <i>1111</i> ) <b>[1111]</b> 2222( <i>2222</i> ) <b>[2222]</b> 3333( <i>3333</i> ) <b>[3333]</b> 4444( <i>4444</i> ) <b>[4444]</b>
5	12345123451234512345 <i>(12345123451234512345)</i> <b>[12345123451234512345]</b>	11112222333344445555 <i>(11112222333344445555)</i> <b>[11112222333344445555]</b>	1111( <i>1111</i> ) <b>[1111]</b> 2222( <i>2222</i> ) <b>[2222]</b> 3333( <i>3333</i> ) <b>[3333]</b> 4444( <i>4444</i> ) <b>[4444]</b> 5555( <i>5555</i> ) <b>[5555]</b>

## E.6 Raw Pixel Header - C Language Structure

The following C language structure describes the Raw Pixel header in a programmatic way. This structure is stored unaligned in the image file (that is, fields are aligned on 1-byte boundaries) and all integers are stored in big endian byte order.

```

struct RawPixelHeader
{
    unsigned char identifier[4]; /* Always "RPIX" */

    unsigned long hdrlength; /* Length of this header in bytes */
    /* Including the hdrlength field */
    /* Not including the identifier field */
    /* &k.hdrlength + k.hdrlength = pixels */

    unsigned char majorversion; /* Major revision # of RPIX format */
    unsigned char minorversion; /* Minor revision # of RPIX format */

    unsigned long width; /* Image width in pixels */
    unsigned long height; /* Image height in pixels */
    unsigned char comptype; /* Compression (none, FAXG3, FAXG4, ... ) */
    unsigned char pixelorder; /* Pixel order */
    unsigned char scnlorder; /* Scanline order */
    unsigned char interleave; /* Interleaving (BIP/BIL/BSQ) */

    unsigned char numbands; /* Number of bands in image (1-255) */
    unsigned char rchannel; /* Default red channel assignment */
    unsigned char gchannel; /* Default green channel assignment */
    unsigned char bchannel; /* Default blue channel assignment */

```

```
/* Grayscale images are encoded in R */
/* The first band is 1, not 0 */
/* A value of 0 means "no band" */

unsigned char reserved[8]; /* For later use */
};
```

## E.7 Raw Pixel Header - C Language Constants

The following C language constants define the values used in the Raw Pixel header:

```
#define RPIX_IDENTIFIER "RPIX"

#define RPIX_HEADERLENGTH 30

#define RPIX_MAJOR_VERSION 1
#define RPIX_MINOR_VERSION 0

#define RPIX_COMPRESSION_UNDEFINED 0
#define RPIX_COMPRESSION_NONE 1
#define RPIX_COMPRESSION_CCITT_FAX_G3 2
#define RPIX_COMPRESSION_CCITT_FAX_G4 3
#define RPIX_COMPRESSION_DEFAULT RPIX_COMPRESSION_NONE

#define RPIX_PIXEL_ORDER_UNDEFINED 0
#define RPIX_PIXEL_ORDER_NORMAL 1
#define RPIX_PIXEL_ORDER_REVERSE 2
#define RPIX_PIXEL_ORDER_DEFAULT RPIX_PIXEL_ORDER_NORMAL

#define RPIX_SCANLINE_ORDER_UNDEFINED 0
#define RPIX_SCANLINE_ORDER_NORMAL 1
#define RPIX_SCANLINE_ORDER_INVERSE 2
#define RPIX_SCANLINE_ORDER_DEFAULT RPIX_SCANLINE_ORDER_NORMAL

#define RPIX_INTERLEAVING_UNDEFINED 0
#define RPIX_INTERLEAVING_BIP 1
#define RPIX_INTERLEAVING_BIL 2
#define RPIX_INTERLEAVING_BSQ 3
#define RPIX_INTERLEAVING_DEFAULT RPIX_INTERLEAVING_BIP

#define RPIX_CHANNEL_UNDEFINED 0
```

Note that the various macros for the UNDEFINED values are meant to be illustrative and not necessarily used, except for "RPIX\_CHANNEL\_UNDEFINED," which is used for the green and blue channels of single-band images.

## E.8 Raw Pixel PL/SQL Constants

The following PL/SQL constants define the values used in the raw pixel information. The constants represent the length of the RPIX image identifier plus the length of the RPIX header.

```
CREATE OR REPLACE PACKAGE ORDImageConstants AS
  RPIX_HEADER_LENGTH_1_0 CONSTANT INTEGER := 34;
END ORDImageConstants;
```

## E.9 Raw Pixel Images Using CCITT Compression

Although the Raw Pixel format is generally aimed at uncompressed direct color images, provision is also made to store monochrome images using CCITT Fax Group 3 or Fax Group 4 compression. This is useful for storing scans of black and white pages, such as for document management applications. These images are generally impractical to store even as grayscale, as the unused data bits combined with the very high resolution used in these images would use excessive disk space.

Raw Pixels images using CCITT compression are treated as normal Raw Pixel images, with the following restrictions:

- The compression type field must contain the value 1 or 2 as outlined in [Section E.3](#) (FAX3 or FAX4).
- The pixel order field must contain the value 1 (normal pixel order).
- The scanline order field must contain the value 1 (normal scanline order).
- The interleave field must contain the value 1 (BIP interleave).
- The number of bands field must contain the value 1 (one band).
- The red channel number field must contain the value 1.
- The green channel number and the blue channel number fields must contain the value 0 (no band).

In addition to these restrictions, applications that attempt to access pixel data directly will need to understand how to read and write the CCITT formatted data.

## E.10 Foreign Image Support and the Raw Pixel Format

Oracle Multimedia provides support for reading certain foreign images that can be described in terms of a few simple parameters, and whose data is arranged in a certain straightforward way within the image file. There is no list of the supported formats because the list would be very large and continually changing. Instead, there are some simple guidelines to determine if an image can be read using the foreign image support in Oracle Multimedia. These rules are summarized in the following sections.

### Header

Foreign images may have any header (or no header), in any format, as long as its length does not exceed 4,294,967,265 bytes. As has been noted before, all information in this header will be ignored.

### Image Width

Foreign images may be up to 32,767 pixels wide.

### Image Height

Foreign images may be up to 32,767 pixels high.

### Compression Type

Foreign images must be uncompressed or compressed using CCITT Fax Group 3 or Fax Group 4. Other compression schemes, such as run-length encoding, are not currently supported.

### **Pixel Order**

Foreign images may store pixels from left-to-right or right-to-left. Other pixel ordering schemes, such as boustrophedonic ordering, are not currently supported.

### **Scanline Order**

Foreign images may have top-first or bottom-first scanline orders. Scanlines that are adjacent in the image display must be adjacent in the image storage. Some image formats stagger their image scanlines so that, for example, scanlines 1,5,9, and so forth, are adjacent, and then 2,6,10 are also adjacent. This is not currently supported.

### **Interleaving**

Foreign images must use BIP, BIL, or BSQ interleaving. Other arrangements of data bands are not allowed, nor may bands have any pixel, scanline, or band-level blocking or padding.

### **Number of Bands**

Foreign images may have up to 255 bands of data. If there are more bands of data, the first 255 can be accessed *if* the interleaving of the image is band sequential. In this case, the additional bands of data lie past the accessible bands and do not affect the layout of the first 255 bands. Images with other interleaving types may not have more than 255 bands because the additional bands will change the layout of the bitmap data.

### **Trailer**

Foreign images may have an image trailer following the bitmap data, and this trailer may be of arbitrary length. However, such data is completely ignored by Oracle Multimedia, and there is no method (or need) to specify the presence or length of such a trailer.

If an image with such a trailer is modified with the `process()` or `processCopy()` methods, the resulting image will not contain this trailer. In the case of the `processCopy()` method, the source image will still be intact.



---

---

## Metadata Schemas

This appendix describes the XML schemas used by the metadata methods of the ORDImage object type. These schemas are registered in Oracle Database when Oracle Multimedia is installed. The schemas may be examined by querying the dictionary view ALL\_XML\_SCHEMAS. The schemas are also available as files located in the ord/xml/xsd directory under <ORACLE\_HOME>.

The following XML schemas are described in this appendix:

- XML Schema for DICOM Metadata
- XML Schema for EXIF Metadata
- XML Schema for IPTC-IIM Metadata
- XML Schema for ORDImage Attributes
- XML Schema for XMP Metadata

For additional information about XML schemas, see the World Wide Web Consortium Web site at

<http://www.w3.org/XML/Schema>

See *Oracle Multimedia User's Guide* for more information about the metadata and DICOM features.

### F.1 XML Schema for DICOM Metadata

This schema is the content model for Digital Imaging and Communications in Medicine (DICOM) metadata retrieved from images. The namespace for this schema is `http://xmlns.oracle.com/ord/meta/dicomImage`.

```
<?xml version="1.0" encoding="UTF-8"?>
<xs:schema xmlns="http://xmlns.oracle.com/ord/meta/dicomImage"
targetNamespace="http://xmlns.oracle.com/ord/meta/dicomImage"
xmlns:xs="http://www.w3.org/2001/XMLSchema" elementFormDefault="qualified"
attributeFormDefault="unqualified">
```

```
<xs:annotation>
  <xs:documentation>
```

#### Introduction

This schema defines the set of DICOM metadata published by Oracle interMedia ORDImage function `getDicomMetadata()`.

The purpose of this set of functions is to extract from a DICOM image a set of attributes to describe the image in XML, allowing easy browsing and retrieval.

Question mark "?" means optional items

Structure Overview

DICOM\_IMAGE  
ORD\_DICOM\_HEADER  
VERSION  
DICOM\_STANDARD\_VERSION  
DICOM\_STANDARD\_RELEASE  
FILE\_META\_HEADER  
MEDIA\_STORAGE\_SOP\_CLASS\_UID  
MEDIA\_STORAGE\_SOP\_INSTANCE\_UID  
TRANSFER\_SYNTAX\_UID  
IMPLEMENTATION\_CLASS\_UID  
IMPLEMENTATION\_VERSION\_NAME  
SOURCE\_APPLICATION\_ENTITY\_TITLE  
PATIENT  
NAME  
ID  
BIRTH\_DATE  
SEX  
GENERAL\_STUDY  
INSTANCE\_UID  
DATE  
TIME  
REFERING\_PHYSICIANS\_NAME  
ID  
ACCESSION\_NUMBER  
DESCRIPTION?  
PATIENT\_STUDY?  
ADMITTING\_DIAGNOSES\_DESCRIPTION  
ADMITTING\_DIAGNOSES\_CODE\_SEQUENCE  
GENERAL\_SERIES  
MODALITY  
INSTANCE\_UID  
DATE  
TIME  
PERFORMING\_PHYSICIANS\_NAME  
BODY\_PART\_EXAMINED  
PATIENT\_POSITION  
PERFORMED\_PROCEDURE\_STEP\_ID  
PERFORMED\_PROCEDURE\_STEP\_START\_DATE  
PERFORMED\_PROCEDURE\_STEP\_START\_TIME  
PERFORMED\_PROCEDURE\_STEP\_DESCRIPTION  
PERFORMED\_PROTOCOL\_CODE\_SEQUENCE  
GENERAL\_EQUIPMENT?  
MANUFACTURER  
GENERAL\_IMAGE?  
INSTANCE\_NUMBER  
ACQUISITION\_NUMBER  
ACQUISITION\_DATE  
ACQUISITION\_TIME  
ACQUISITION\_DATETIME  
PATIENT\_ORIENTATION  
FRAME\_LATERALITY  
ANATOMIC\_REGION  
IMAGE\_PIXEL?  
SAMPLES\_PER\_PIXEL  
PHOTOMETRIC\_INTERPRETATION  
ROWS

COLUMNS  
 BIT\_ALLOCATED  
 BIT\_STORED  
 HIGH\_BIT  
 PIXEL\_REPRESENTATION  
 PLANAR\_CONFIGURATION  
 PIXEL\_ASPECT\_RATIO

SOP\_COMMON  
 CLASS\_UID  
 INSTANCE\_UID  
 SPECIFIC\_CHARACTER\_SET

List of DICOM attribute tags appeared in this schema

(0002, 0002) MEDIA\_STORAGE\_SOP\_CLASS\_UID  
 (0002, 0003) MEDIA\_STORAGE\_SOP\_INSTANCE\_UID  
 (0002, 0010) TRANSFER\_SYNTAX\_UID  
 (0002, 0012) IMPLEMENTATION\_CLASS\_UID  
 (0002, 0013) IMPLEMENTATION\_VERSION\_NAME  
 (0002, 0016) SOURCE\_APPLICATION\_ENTITY\_TITLE

(0008, 0005) SPECIFIC\_CHARACTER\_SET  
 (0008, 0016) SOP CLASS\_UID  
 (0008, 0018) SOP INSTANCE\_UID  
 (0008, 0020) STUDY DATE  
 (0008, 0021) SERIES DATE  
 (0008, 0022) ACQUISITION\_DATE  
 (0008, 002A) ACQUISITION\_DATETIME  
 (0008, 0030) STUDY TIME  
 (0008, 0031) SERIES TIME  
 (0008, 0032) ACQUISITION\_TIME  
 (0008, 0050) ACCESSION\_NUMBER  
 (0008, 0060) MODALITY  
 (0008, 0070) MANUFACTURER  
 (0008, 0090) REFERING\_PHYSICIANS\_NAME  
 (0008, 1030) STUDY DESCRIPTION  
 (0008, 1050) PERFORMING\_PHYSICIANS\_NAME  
 (0008, 1080) ADMITTING\_DIAGNOSES\_DESCRIPTION  
 (0008, 1084) ADMITTING\_DIAGNOSES\_CODE\_SEQUENCE  
 (0008, 2218) ANATOMIC\_REGION

(0010, 0010) PATIENT NAME  
 (0010, 0020) PATIENT ID  
 (0010, 0030) PATIENT BIRTH\_DATE  
 (0010, 0040) PATIENT SEX

(0018, 0015) BODY\_PART\_EXAMINED  
 (0018, 5100) PATIENT\_POSITION

(0020, 000D) STUDY\_INSTANCE\_UID  
 (0020, 000E) SERIES\_INSTANCE\_UID  
 (0020, 0010) STUDY ID  
 (0020, 0012) ACQUISITION\_NUMBER  
 (0020, 0013) INSTANCE\_NUMBER  
 (0020, 0020) PATIENT\_ORIENTATION  
 (0020, 9072) FRAME\_LATERALITY

(0028, 0002) SAMPLES\_PER\_PIXEL  
 (0028, 0004) PHOTOMETRIC\_INTERPRETATION

```

(0028, 0006) PLANAR_CONFIGURATION
(0028, 0010) ROWS
(0028, 0011) COLUMNS
(0028, 0034) PIXEL_ASPECT_RATIO
(0028, 0100) BIT_ALLOCATED
(0028, 0101) BIT_STORED
(0028, 0102) HIGH_BIT
(0028, 0103) PIXEL_REPRESENTATION

(0040, 0244) PERFORMED_PROCEDURE_STEP_START_DATE
(0040, 0245) PERFORMED_PROCEDURE_STEP_START_TIME
(0040, 0253) PERFORMED_PROCEDURE_STEP_ID
(0040, 0254) PERFORMED_PROCEDURE_STEP_DESCRIPTION
(0040, 0260) PERFORMED_PROTOCOL_CODE_SEQUENCE

</xs:documentation>
</xs:annotation>

<xs:element name="DICOM_IMAGE">
  <xs:complexType>
    <xs:sequence>
      <xs:element name="ORD_DICOM_HEADER">
        <xs:complexType>
          <xs:sequence>
            <!-- XML document version number is "1.0" for database release 10gR2 -->
            <xs:element name="VERSION" type="SH"/>
            <!-- DICOM standard version this XML document is based on, for database
10gR2, it is "3" -->
            <xs:element name="DICOM_STANDARD_VERSION" type="SH"/>
            <!-- DICOM standard release this XML document is based on, for database
10gR2, it is "2003" -->
            <xs:element name="DICOM_STANDARD_RELEASE" type="SH"/>
          </xs:sequence>
        </xs:complexType>
      </xs:element>
      <xs:element name="FILE_META_HEADER">
        <xs:complexType>
          <xs:sequence>
            <!-- (0002, 0002), mandatory-->
            <xs:element name="MEDIA_STORAGE_SOP_CLASS_UID" type="UI"/>
            <!-- (0002, 0003), mandatory -->
            <xs:element name="MEDIA_STORAGE_SOP_INSTANCE_UID" type="UI"/>
            <!-- (0002, 0010), mandatory -->
            <xs:element name="TRANSFER_SYNTAX_UID" type="UI"/>
            <!-- (0002, 0012), mandatory -->
            <xs:element name="IMPLEMENTATION_CLASS_UID" type="UI"/>
            <!-- (0002, 0013), nullable -->
            <xs:element name="IMPLEMENTATION_VERSION_NAME" type="SH" minOccurs="0"
nillable="true"/>
            <!-- (0002, 0016), nullable -->
            <xs:element name="SOURCE_APPLICATION_ENTITY_TITLE" type="AE" minOccurs="0"
nillable="true"/>
          </xs:sequence>
        </xs:complexType>
      </xs:element>
      <xs:element name="PATIENT" minOccurs="0">
        <xs:complexType>
          <xs:sequence>

```

```

    <!-- (0010, 0010), nullable -->
    <xs:element name="NAME" type="PN" minOccurs="0" nillable="true"/>
    <!-- (0010, 0020), nullable -->
    <xs:element name="ID" type="LO" minOccurs="0" nillable="true"/>
    <!-- (0010, 0030), nullable -->
    <xs:element name="BIRTH_DATE" type="DA" minOccurs="0" nillable="true"/>
    <!-- (0010, 0040), nullable -->
    <xs:element name="SEX" type="CS" minOccurs="0" nillable="true"/>
  </xs:sequence>
</xs:complexType>
</xs:element>
<xs:element name="GENERAL_STUDY">
  <xs:complexType>
    <xs:sequence>
      <!-- (0020, 000D) mandatory -->
      <xs:element name="INSTANCE_UID" type="UI"/>
      <!-- (0008, 0020), nullable -->
      <xs:element name="DATE" type="DA" minOccurs="0" nillable="true"/>
      <!-- (0008, 0030), nullable -->
      <xs:element name="TIME" type="TM" minOccurs="0" nillable="true"/>
      <!-- (0008, 0090), nullable -->
      <xs:element name="REFERING_PHYSICIANS_NAME" type="PN" minOccurs="0"
nillable="true"/>
      <!-- (0020, 0010), nullable -->
      <xs:element name="ID" type="SH" minOccurs="0" nillable="true"/>
      <!-- (0008, 0050), nullable -->
      <xs:element name="ACCESSION_NUMBER" type="SH" minOccurs="0"
nillable="true"/>
      <!-- (0008, 1030) optional -->
      <xs:element name="DESCRIPTION" type="LO" minOccurs="0" nillable="true"/>
    </xs:sequence>
  </xs:complexType>
</xs:element>
<xs:element name="PATIENT_STUDY" minOccurs="0">
  <xs:complexType>
    <xs:sequence>
      <!-- (0008, 1080), optional -->
      <xs:element name="ADMITTING_DIAGNOSES_DESCRIPTION" type="LO" minOccurs="0"
maxOccurs="unbounded" nillable="true"/>
      <!-- (0008, 1084), optional -->
      <xs:element name="ADMITTING_DIAGNOSES_CODE_SEQUENCE" type="CODE_SQ"
minOccurs="0" nillable="true"/>
    </xs:sequence>
  </xs:complexType>
</xs:element>

<xs:element name="GENERAL_SERIES">
  <xs:complexType>
    <xs:sequence>
      <!-- (0008, 0060), mandatory -->
      <xs:element name="MODALITY" type="CS"/>
      <!-- (0020, 000E), mandatory -->
      <xs:element name="INSTANCE_UID" type="UI"/>
      <!-- (0008, 0021), optional -->
      <xs:element name="DATE" type="DA" minOccurs="0" nillable="true"/>
      <!-- (0008, 0031), optional -->
      <xs:element name="TIME" type="TM" minOccurs="0" nillable="true"/>
      <!-- (0008, 1050), optional -->

```

```

        <xs:element name="PERFORMING_PHYSICIANS_NAME" type="PN" minOccurs="0"
maxOccurs="unbounded" nillable="true"/>
        <!-- (0018, 0015), optional -->
        <!-- Note will not replace with modality specific values -->
        <xs:element name="BODY_PART_EXAMINED" type="CS" minOccurs="0"
nillable="true"/>
        <!-- (0018, 5100), conditional -->
        <xs:element name="PATIENT_POSITION" type="CS" minOccurs="0"
nillable="true"/>
        <!-- (0040, 0253), optional -->
        <xs:element name="PERFORMED_PROCEDURE_STEP_ID" type="SH" minOccurs="0"
nillable="true"/>
        <!-- (0040, 0244), optional -->
        <xs:element name="PERFORMED_PROCEDURE_STEP_START_DATE" type="DA"
minOccurs="0" nillable="true"/>
        <!-- (0040, 0245), optional -->
        <xs:element name="PERFORMED_PROCEDURE_STEP_START_TIME" type="TM"
minOccurs="0" nillable="true"/>
        <!-- (0040, 0254), optional -->
        <xs:element name="PERFORMED_PROCEDURE_STEP_DESCRIPTION" type="LO"
minOccurs="0" nillable="true"/>
        <!-- (0040, 0260), optional -->
        <xs:element name="PERFORMED_PROTOCOL_CODE_SEQUENCE" type="CODE_SQ"
minOccurs="0" nillable="true"/>
    </xs:sequence>
</xs:complexType>
</xs:element>

<xs:element name="GENERAL_EQUIPMENT" minOccurs="0">
    <xs:complexType>
        <xs:sequence>
            <!-- (0008, 0070), nullable -->
            <xs:element name="MANUFACTURER" type="LO" minOccurs="0" nillable="true"/>
        </xs:sequence>
    </xs:complexType>
</xs:element>

<xs:element name="GENERAL_IMAGE" minOccurs="0">
    <xs:complexType>
        <xs:sequence>
            <!-- (0020, 0013), nullable -->
            <xs:element name="INSTANCE_NUMBER" type="IS" minOccurs="0"
nillable="true"/>
            <!-- (0020, 0012), optional -->
            <xs:element name="ACQUISITION_NUMBER" type="IS" minOccurs="0"
nillable="true"/>
            <!-- (0008, 0022), optional -->
            <xs:element name="ACQUISITION_DATE" type="DA" minOccurs="0"
nillable="true"/>
            <!-- (0008, 0032), optional -->
            <xs:element name="ACQUISITION_TIME" type="TM" minOccurs="0"
nillable="true"/>
            <!-- (0008, 002A), optional -->
            <xs:element name="ACQUISITION_DATETIME" type="DT" minOccurs="0"
nillable="true"/>
            <!-- (0020, 0020), conditional -->
            <xs:element name="PATIENT_ORIENTATION" type="CS" minOccurs="0"
maxOccurs="2" nillable="true"/>
            <!-- (0020, 9072) conditional-->
            <xs:element name="FRAME_LATERALITY" type="CS" minOccurs="0"

```

```

nillable="true"/>
    <!-- (0008, 2218) Frame anatomy macro, conditional -->
    <xs:element name="ANATOMIC_REGION" type="CODE_SQ" minOccurs="0"
nillable="true"/>
  </xs:sequence>
</xs:complexType>
</xs:element>

<xs:element name="IMAGE_PIXEL" minOccurs="0">
  <xs:complexType>
    <xs:sequence>
      <!-- (0028, 0002), mandatory -->
      <xs:element name="SAMPLES_PER_PIXEL" type="US" />
      <!-- (0028, 0004), mandatory -->
      <xs:element name="PHOTOMETRIC_INTERPRETATION" type="CS" />
      <!-- (0028, 0010), mandatory -->
      <xs:element name="ROWS" type="US" />
      <!-- (0028, 0011), mandatory -->
      <xs:element name="COLUMNS" type="US" />
      <!-- (0028, 0100), mandatory -->
      <xs:element name="BIT_ALLOCATED" type="US" />
      <!-- (0028, 0101), mandatory -->
      <xs:element name="BIT_STORED" type="US" />
      <!-- (0028, 0102), mandatory -->
      <xs:element name="HIGH_BIT" type="US" />
      <!-- (0028, 0103), mandatory -->
      <xs:element name="PIXEL_REPRESENTATION" type="US" />
      <!-- (7FE0, 0010) PIXEL_DATA, not included -->
      <!-- (0028, 0006), conditional -->
      <xs:element name="PLANAR_CONFIGURATION" type="US" minOccurs="0"
nillable="true" />
      <!-- (0028, 0034), conditional -->
      <xs:element name="PIXEL_ASPECT_RATIO" type="IS" minOccurs="0"
maxOccurs="2" nillable="true"/>
    </xs:sequence>
  </xs:complexType>
</xs:element>

<xs:element name="SOP_COMMON">
  <xs:complexType>
    <xs:sequence>
      <!-- (0008, 0016), mandatory -->
      <xs:element name="CLASS_UID" type="UI" />
      <!-- (0008, 0018), mandatory -->
      <xs:element name="INSTANCE_UID" type="UI" />
      <!-- (0008, 0005) -->
      <xs:element name="SPECIFIC_CHARACTER_SET" type="CS" minOccurs="0"
maxOccurs="unbounded" nillable="true"/>
    </xs:sequence>
  </xs:complexType>
</xs:element>

</xs:sequence>
</xs:complexType>
</xs:element>

<!-- Complex data type -->
<!-- code sequence -->
<xs:complexType name="CODE_SQ">

```

```
<xs:sequence>
  <xs:element name="CODE_SEQUENCE" type="CODE_SEQUENCE" maxOccurs="unbounded"/>
</xs:sequence>
</xs:complexType>

<xs:complexType name="CODE_SEQUENCE">
  <xs:sequence>
    <xs:element name="ITEM_NUMBER" type="xs:positiveInteger"/>
    <xs:element name="CODE_VALUE" type="xs:string"/>
    <xs:element name="CODING_SCHEME" type="xs:string"/>
    <xs:element name="CODING_SCHEME_VERSION" type="xs:string" minOccurs="0"/>
    <xs:element name="CODING_MEANING" type="xs:string" minOccurs="0"/>
  </xs:sequence>
</xs:complexType>

<!-- Simple data types -->
<!-- Application Entity -->
<xs:simpleType name="AE">
  <xs:restriction base="xs:string">
    <xs:maxLength value="16"/>
  </xs:restriction>
</xs:simpleType>

<!-- Coded String -->
<xs:simpleType name="CS">
  <xs:restriction base="xs:token">
    <xs:maxLength value="16"/>
  </xs:restriction>
</xs:simpleType>

<!-- DATE -->
<xs:simpleType name="DA">
  <xs:restriction base="xs:date"/>
</xs:simpleType>

<!-- DateTime -->
<xs:simpleType name="DT">
  <xs:restriction base="xs:dateTime"/>
</xs:simpleType>

<!-- Integer String -->
<xs:simpleType name="IS">
  <xs:restriction base="xs:integer"/>
</xs:simpleType>

<!-- LOng string -->
<xs:simpleType name="LO">
  <xs:restriction base="xs:string">
    <xs:maxLength value="64"/>
  </xs:restriction>
</xs:simpleType>

<!-- Person Name -->
<xs:simpleType name="PN">
  <xs:restriction base="xs:token">
    <xs:maxLength value="64"/>
  </xs:restriction>
</xs:simpleType>
```



```

</xs:simpleType>

<!-- SHort String -->
<xs:simpleType name="SH">
  <xs:restriction base="xs:string">
    <xs:maxLength value="16"/>
  </xs:restriction>
</xs:simpleType>

<!-- Short String -->
<xs:simpleType name="SS">
  <xs:restriction base="xs:short"/>
</xs:simpleType>

<!-- TiMe -->
<xs:simpleType name="TM">
  <xs:restriction base="xs:time"/>
</xs:simpleType>

<!-- UId -->
<xs:simpleType name="UI">
  <xs:restriction base="xs:token">
    <xs:maxLength value="64"/>
    <xs:pattern value='([0-9]+\.)*[0-9]+'/>
  </xs:restriction>
</xs:simpleType>

<!-- Unsigned Short -->
<xs:simpleType name="US">
  <xs:restriction base="xs:unsignedShort"/>
</xs:simpleType>

</xs:schema>

```

## F.2 XML Schema for EXIF Metadata

This schema is the content model for EXIF metadata retrieved from images. The namespace for this schema is `http://xmlns.oracle.com/ord/meta/exif`.

```

<?xml version="1.0" encoding="UTF-8"?>
<!-- Copyright (c) 2004, 2005, Oracle. All rights reserved. -->
<xsd:schema targetNamespace="http://xmlns.oracle.com/ord/meta/exif"
  xmlns="http://xmlns.oracle.com/ord/meta/exif"
  xmlns:xsd="http://www.w3.org/2001/XMLSchema"
  elementFormDefault="qualified"
  attributeFormDefault="unqualified"
  version="1.0">

  <xsd:annotation>
    <xsd:documentation>

```

### Introduction

This is the Oracle interMedia schema for image metadata stored in the EXIF format for digital still cameras. This schema supports tags defined up to EXIF version 2.21

Metadata extracted only from the 0th IFD. For JPEG images, this means

that the metadata comes from the main image in the file. Metadata is not extracted for the thumbnail image (1st IFD).

#### Structure

This schema defines a single global element `exifMetadata` which contains up to four child elements. Each child element contains tags from a TIFF IFD directory as defined by the EXIF standard.

`TiffIfd` contains tags from the TIFF IFD.

`ExifIfd` contains tags from the EXIF IFD.

`GpsIfd` contains tags from the GPS IFD.

`InteroperabilityIfd` contains tags from the Interoperability IFD.

All elements that derive directly from EXIF tags contain a required "tag" attribute. The value of this attribute is the Tag ID value as defined in the EXIF standard.

#### Unsupported tags

The table below lists tags that are defined by the EXIF standard but which the current version of Oracle `interMedia` does not read from image files. Note that this schema does define data models for these tags and future versions of Oracle `interMedia` may parse these fields from image files. Those tags could be represented by documents conforming to this schema.

These tags are from the TIFF IFD

tag 301: TransferFunction

tag 318: WhitePoint

tag 319: PrimaryChromaticities

tag 529: YCbCrCoefficients

tag 532: ReferenceWhiteBlack

tag 273: StripOffsets

tag 278: RowsPerStrip

tag 279: StripByteCounts

tag 513: JPEGInterChangeFormat

tag 514: JPEGInterChangeFormatLength

These tags are from the EXIF IFD

tag 34855: ISOSpeedRatings

tag 34856: OECF

tag 37396: SubjectArea

tag 37500: MakerNote

tag 41484: SpatialFrequencyResponse

tag 41492: SubjectLocation

tag 41730: CFAPattern

tag 41995: DeviceSettingsDescription

tag 42016: ImageUniqueID

```
</xsd:documentation>
</xsd:annotation>
```

```
<!--
  ATTRIBUTE DEFINITIONS
-->
<xsd:attributeGroup name="exifAttrs">
  <xsd:annotation>
```

```

    <xsd:documentation>
      This attribute group defines a single attribute that is required
      for all elements. The tag attribute value is the TIFF tag value
      (in decimal) that is the datasource for the tag.
    </xsd:documentation>
  </xsd:annotation>
  <xsd:attribute name="tag" type="xsd:nonNegativeInteger" use="required"/>
</xsd:attributeGroup>

<!-- BASE TYPE DEFINITIONS
Base types are formed from the simple XML schema types.
Sometimes restrictions are added.
They are extended with the required "tag" attribute
-->
<xsd:complexType name="positiveIntegerType">
  <xsd:simpleContent>
    <xsd:extension base="xsd:positiveInteger">
      <xsd:attributeGroup ref="exifAttrs"/>
    </xsd:extension>
  </xsd:simpleContent>
</xsd:complexType>

<xsd:complexType name="nonNegativeIntegerType">
  <xsd:simpleContent>
    <xsd:extension base="xsd:nonNegativeInteger">
      <xsd:attributeGroup ref="exifAttrs"/>
    </xsd:extension>
  </xsd:simpleContent>
</xsd:complexType>

<xsd:complexType name="stringType">
  <xsd:simpleContent>
    <xsd:extension base="xsd:string">
      <xsd:attributeGroup ref="exifAttrs"/>
    </xsd:extension>
  </xsd:simpleContent>
</xsd:complexType>

<xsd:complexType name="nonNegativeRealType">
  <xsd:simpleContent>
    <xsd:extension base="nonNegativeReal">
      <xsd:attributeGroup ref="exifAttrs"/>
    </xsd:extension>
  </xsd:simpleContent>
</xsd:complexType>
<xsd:simpleType name="nonNegativeReal">
  <xsd:restriction base="xsd:float">
    <xsd:minInclusive value="0"/>
  </xsd:restriction>
</xsd:simpleType>

<xsd:complexType name="realType">
  <xsd:simpleContent>
    <xsd:extension base="xsd:float">
      <xsd:attributeGroup ref="exifAttrs"/>
    </xsd:extension>
  </xsd:simpleContent>
</xsd:complexType>

```

```

<xsd:complexType name="dateType">
  <xsd:simpleContent>
    <xsd:extension base="xsd:date">
      <xsd:attributeGroup ref="exifAttrs"/>
    </xsd:extension>
  </xsd:simpleContent>
</xsd:complexType>

<xsd:complexType name="dateTimeType">
  <xsd:simpleContent>
    <xsd:extension base="xsd:dateTime">
      <xsd:attributeGroup ref="exifAttrs"/>
    </xsd:extension>
  </xsd:simpleContent>
</xsd:complexType>

<xsd:complexType name="timeType">
  <xsd:simpleContent>
    <xsd:extension base="xsd:time">
      <xsd:attributeGroup ref="exifAttrs"/>
    </xsd:extension>
  </xsd:simpleContent>
</xsd:complexType>

<!-- EXIF TYPE DEFINITIONS
  Generally these types are formed from a simple type that is restricted.
  The simple type is extended with the required 'tag' attribute
  These types form the basis for the document elements
-->

<xsd:complexType name="colorSpaceType">
  <xsd:simpleContent>
    <xsd:extension base="colorSpace_t">
      <xsd:attributeGroup ref="exifAttrs"/>
    </xsd:extension>
  </xsd:simpleContent>
</xsd:complexType>
<xsd:simpleType name="colorSpace_t">
  <xsd:restriction base="xsd:string">
    <xsd:enumeration value="sRGB"/>
    <xsd:enumeration value="Uncalibrated"/>
  </xsd:restriction>
</xsd:simpleType>

<xsd:complexType name="exposureProgramType">
  <xsd:simpleContent>
    <xsd:extension base="exposureProgram_t">
      <xsd:attributeGroup ref="exifAttrs"/>
    </xsd:extension>
  </xsd:simpleContent>
</xsd:complexType>
<xsd:simpleType name="exposureProgram_t">
  <xsd:restriction base="xsd:string">
    <xsd:enumeration value="Not defined"/>
    <xsd:enumeration value="Manual"/>
    <xsd:enumeration value="Normal program"/>
    <xsd:enumeration value="Aperture priority"/>
    <xsd:enumeration value="Shutter priority"/>
    <xsd:enumeration value="Creative program"/>
    <xsd:enumeration value="Action program"/>
  </xsd:restriction>
</xsd:simpleType>

```

```

        <xsd:enumeration value="Portrait mode"/>
        <xsd:enumeration value="Landscape mode"/>
    </xsd:restriction>
</xsd:simpleType>

<xsd:complexType name="meteringModeType">
    <xsd:simpleContent>
        <xsd:extension base="meteringMode_t">
            <xsd:attributeGroup ref="exifAttrs"/>
        </xsd:extension>
    </xsd:simpleContent>
</xsd:complexType>
<xsd:simpleType name="meteringMode_t">
    <xsd:restriction base="xsd:string">
        <xsd:enumeration value="unknown"/>
        <xsd:enumeration value="Average"/>
        <xsd:enumeration value="Center Weighted Average"/>
        <xsd:enumeration value="Spot"/>
        <xsd:enumeration value="MultiSpot"/>
        <xsd:enumeration value="Pattern"/>
        <xsd:enumeration value="Partial"/>
        <xsd:enumeration value="other"/>
    </xsd:restriction>
</xsd:simpleType>

<xsd:complexType name="lightSourceType">
    <xsd:simpleContent>
        <xsd:extension base="lightSource_t">
            <xsd:attributeGroup ref="exifAttrs"/>
        </xsd:extension>
    </xsd:simpleContent>
</xsd:complexType>
<xsd:simpleType name="lightSource_t">
    <xsd:restriction base="xsd:string">
        <xsd:enumeration value="unknown"/>
        <xsd:enumeration value="Daylight"/>
        <xsd:enumeration value="Fluorescent"/>
        <xsd:enumeration value="Tungsten"/>
        <xsd:enumeration value="Flash"/>
        <xsd:enumeration value="Fine weather"/>
        <xsd:enumeration value="Cloudy weather"/>
        <xsd:enumeration value="Shade"/>
        <xsd:enumeration value="Daylight fluorescent"/>
        <xsd:enumeration value="Day white fluorescent"/>
        <xsd:enumeration value="Cool white fluorescent"/>
        <xsd:enumeration value="Standard light A"/>
        <xsd:enumeration value="Standard light B"/>
        <xsd:enumeration value="Standard light C"/>
        <xsd:enumeration value="D55"/>
        <xsd:enumeration value="D65"/>
        <xsd:enumeration value="D75"/>
        <xsd:enumeration value="D50"/>
        <xsd:enumeration value="ISO studio tungsten"/>
        <xsd:enumeration value="other light source"/>
    </xsd:restriction>
</xsd:simpleType>

<xsd:complexType name="flashType">
    <xsd:sequence>
        <xsd:element name="Fired" type="yesNo_t"/>
    </xsd:sequence>
</xsd:complexType>

```

```

    <xsd:element name="Return" type="flashReturn_t" minOccurs="0"/>
    <xsd:element name="Mode" type="flashMode_t" minOccurs="0"/>
    <xsd:element name="Function" type="yesNo_t" minOccurs="0"/>
    <xsd:element name="RedEyeReduction" type="yesNo_t" minOccurs="0"/>
  </xsd:sequence>
  <xsd:attributeGroup ref="exifAttrs"/>
</xsd:complexType>
<xsd:simpleType name="yesNo_t">
  <xsd:restriction base="xsd:string">
    <xsd:enumeration value="Yes"/>
    <xsd:enumeration value="No"/>
  </xsd:restriction>
</xsd:simpleType>
<xsd:simpleType name="flashReturn_t">
  <xsd:restriction base="xsd:string">
    <xsd:enumeration value="No strobe return function"/>
    <xsd:enumeration value="Strobe return not detected"/>
    <xsd:enumeration value="Strobe return detected"/>
  </xsd:restriction>
</xsd:simpleType>
<xsd:simpleType name="flashMode_t">
  <xsd:restriction base="xsd:string">
    <xsd:enumeration value="unknown"/>
    <xsd:enumeration value="Compulsory firing"/>
    <xsd:enumeration value="Compulsory suppression"/>
    <xsd:enumeration value="Auto"/>
  </xsd:restriction>
</xsd:simpleType>

<xsd:complexType name="resolutionType">
  <xsd:simpleContent>
    <xsd:extension base="resolution_t">
      <xsd:attributeGroup ref="exifAttrs"/>
    </xsd:extension>
  </xsd:simpleContent>
</xsd:complexType>
<xsd:simpleType name="resolution_t">
  <xsd:restriction base="xsd:string">
    <xsd:enumeration value="inches"/>
    <xsd:enumeration value="centimeters"/>
  </xsd:restriction>
</xsd:simpleType>

<xsd:complexType name="sensingMethodType">
  <xsd:simpleContent>
    <xsd:extension base="sensingMethod_t">
      <xsd:attributeGroup ref="exifAttrs"/>
    </xsd:extension>
  </xsd:simpleContent>
</xsd:complexType>
<xsd:simpleType name="sensingMethod_t">
  <xsd:restriction base="xsd:string">
    <xsd:enumeration value="Not defined"/>
    <xsd:enumeration value="One-chip color area"/>
    <xsd:enumeration value="Two-chip color area"/>
    <xsd:enumeration value="Three-chip color area"/>
    <xsd:enumeration value="Color-sequential area"/>
    <xsd:enumeration value="Trilinear"/>
    <xsd:enumeration value="Color sequential linear"/>
  </xsd:restriction>

```

```
</xsd:simpleType>

<xsd:complexType name="fileSourceType">
  <xsd:simpleContent>
    <xsd:extension base="fileSource_t">
      <xsd:attributeGroup ref="exifAttrs" />
    </xsd:extension>
  </xsd:simpleContent>
</xsd:complexType>
<xsd:simpleType name="fileSource_t">
  <xsd:restriction base="xsd:string">
    <xsd:enumeration value="others" />
    <xsd:enumeration value="scanner of transparent type" />
    <xsd:enumeration value="scanner of reflex type" />
    <xsd:enumeration value="DSC" />
  </xsd:restriction>
</xsd:simpleType>

<xsd:complexType name="bitsPerSampleType">
  <xsd:simpleContent>
    <xsd:extension base="bitsPerSample_t">
      <xsd:attributeGroup ref="exifAttrs" />
    </xsd:extension>
  </xsd:simpleContent>
</xsd:complexType>
<xsd:simpleType name="bitsPerSample_t">
  <xsd:restriction base="xsd:string">
    <xsd:enumeration value="8,8,8" />
  </xsd:restriction>
</xsd:simpleType>

<xsd:complexType name="compressionType">
  <xsd:simpleContent>
    <xsd:extension base="compression_t">
      <xsd:attributeGroup ref="exifAttrs" />
    </xsd:extension>
  </xsd:simpleContent>
</xsd:complexType>
<xsd:simpleType name="compression_t">
  <xsd:restriction base="xsd:string">
    <xsd:enumeration value="uncompressed" />
    <xsd:enumeration value="JPEG" />
  </xsd:restriction>
</xsd:simpleType>

<xsd:complexType name="photometricInterpretationType">
  <xsd:simpleContent>
    <xsd:extension base="photometricInterpretation_t">
      <xsd:attributeGroup ref="exifAttrs" />
    </xsd:extension>
  </xsd:simpleContent>
</xsd:complexType>
<xsd:simpleType name="photometricInterpretation_t">
  <xsd:restriction base="xsd:string">
    <xsd:enumeration value="RGB" />
    <xsd:enumeration value="YCbCr" />
  </xsd:restriction>
</xsd:simpleType>

<xsd:complexType name="orientationType">
```

```
<xsd:simpleContent>
  <xsd:extension base="orientation_t">
    <xsd:attributeGroup ref="exifAttrs"/>
  </xsd:extension>
</xsd:simpleContent>
</xsd:complexType>
<xsd:simpleType name="orientation_t">
  <xsd:restriction base="xsd:string">
    <xsd:enumeration value="top left"/>
    <xsd:enumeration value="top right"/>
    <xsd:enumeration value="bottom right"/>
    <xsd:enumeration value="bottom left"/>
    <xsd:enumeration value="left top"/>
    <xsd:enumeration value="right top"/>
    <xsd:enumeration value="right bottom"/>
    <xsd:enumeration value="left bottom"/>
  </xsd:restriction>
</xsd:simpleType>

<xsd:complexType name="planarConfigurationType">
  <xsd:simpleContent>
    <xsd:extension base="planarConfiguration_t">
      <xsd:attributeGroup ref="exifAttrs"/>
    </xsd:extension>
  </xsd:simpleContent>
</xsd:complexType>
<xsd:simpleType name="planarConfiguration_t">
  <xsd:restriction base="xsd:string">
    <xsd:enumeration value="chunky"/>
    <xsd:enumeration value="planar"/>
  </xsd:restriction>
</xsd:simpleType>

<xsd:complexType name="yCbCrSubSamplingType">
  <xsd:simpleContent>
    <xsd:extension base="yCbCrSubSampling_t">
      <xsd:attributeGroup ref="exifAttrs"/>
    </xsd:extension>
  </xsd:simpleContent>
</xsd:complexType>
<xsd:simpleType name="yCbCrSubSampling_t">
  <xsd:restriction base="xsd:string">
    <xsd:enumeration value="4:2:2"/>
    <xsd:enumeration value="4:2:0"/>
  </xsd:restriction>
</xsd:simpleType>

<xsd:complexType name="yCbCrPositioningType">
  <xsd:simpleContent>
    <xsd:extension base="yCbCrPositioning_t">
      <xsd:attributeGroup ref="exifAttrs"/>
    </xsd:extension>
  </xsd:simpleContent>
</xsd:complexType>
<xsd:simpleType name="yCbCrPositioning_t">
  <xsd:restriction base="xsd:string">
    <xsd:enumeration value="centered"/>
    <xsd:enumeration value="co-sited"/>
  </xsd:restriction>
</xsd:simpleType>
```



```

<xsd:complexType name="stripOffsetsType">
  <xsd:sequence>
    <xsd:element name="StripOffset" maxOccurs="unbounded">
      <xsd:complexType>
        <xsd:sequence>
          <xsd:element name="Index" type="xsd:nonNegativeInteger"/>
          <xsd:element name="Offset" type="xsd:positiveInteger"/>
        </xsd:sequence>
      </xsd:complexType>
    </xsd:element>
  </xsd:sequence>
  <xsd:attributeGroup ref="exifAttrs"/>
</xsd:complexType>

<xsd:complexType name="stripByteCountsType">
  <xsd:sequence>
    <xsd:element name="StripByteCount" maxOccurs="unbounded">
      <xsd:complexType>
        <xsd:sequence>
          <xsd:element name="Index" type="xsd:nonNegativeInteger"/>
          <xsd:element name="Bytes" type="xsd:positiveInteger"/>
        </xsd:sequence>
      </xsd:complexType>
    </xsd:element>
  </xsd:sequence>
  <xsd:attributeGroup ref="exifAttrs"/>
</xsd:complexType>

<xsd:complexType name="whitePointType">
  <xsd:complexContent>
    <xsd:extension base="chromaticity">
      <xsd:attributeGroup ref="exifAttrs"/>
    </xsd:extension>
  </xsd:complexContent>
</xsd:complexType>

<xsd:complexType name="primaryChromaticitiesType">
  <xsd:sequence>
    <xsd:element name="Color_1" type="chromaticity"/>
    <xsd:element name="Color_2" type="chromaticity"/>
    <xsd:element name="Color_3" type="chromaticity"/>
  </xsd:sequence>
  <xsd:attributeGroup ref="exifAttrs"/>
</xsd:complexType>

<xsd:complexType name="chromaticity">
  <xsd:sequence>
    <xsd:element name="X" type="nonNegativeReal"/>
    <xsd:element name="Y" type="nonNegativeReal"/>
  </xsd:sequence>
</xsd:complexType>

<xsd:complexType name="yCbCrCoefficientsType">
  <xsd:sequence>
    <xsd:element name="Coefficient_1" type="nonNegativeReal"/>
    <xsd:element name="Coefficient_2" type="nonNegativeReal"/>
    <xsd:element name="Coefficient_3" type="nonNegativeReal"/>
  </xsd:sequence>
  <xsd:attributeGroup ref="exifAttrs"/>

```

```
</xsd:complexType>

<xsd:complexType name="subjectLocationType">
  <xsd:sequence>
    <xsd:element name="CenterX" type="xsd:nonNegativeInteger"/>
    <xsd:element name="CenterY" type="xsd:nonNegativeInteger"/>
  </xsd:sequence>
  <xsd:attributeGroup ref="exifAttrs"/>
</xsd:complexType>

<xsd:complexType name="subjectAreaType">
  <xsd:complexContent>
    <xsd:extension base="subjectLocationType">
      <xsd:choice>
        <xsd:element name="Diameter" type="xsd:positiveInteger"/>
        <xsd:sequence>
          <xsd:element name="Width" type="xsd:positiveInteger"/>
          <xsd:element name="Height" type="xsd:positiveInteger"/>
        </xsd:sequence>
      </xsd:choice>
    </xsd:extension>
  </xsd:complexContent>
</xsd:complexType>

<xsd:complexType name="customRenderedType">
  <xsd:simpleContent>
    <xsd:extension base="customRendered_t">
      <xsd:attributeGroup ref="exifAttrs"/>
    </xsd:extension>
  </xsd:simpleContent>
</xsd:complexType>
<xsd:simpleType name="customRendered_t">
  <xsd:restriction base="xsd:string">
    <xsd:enumeration value="Normal process"/>
    <xsd:enumeration value="Custom process"/>
  </xsd:restriction>
</xsd:simpleType>

<xsd:complexType name="exposureModeType">
  <xsd:simpleContent>
    <xsd:extension base="exposureMode_t">
      <xsd:attributeGroup ref="exifAttrs"/>
    </xsd:extension>
  </xsd:simpleContent>
</xsd:complexType>
<xsd:simpleType name="exposureMode_t">
  <xsd:restriction base="xsd:string">
    <xsd:enumeration value="Auto exposure"/>
    <xsd:enumeration value="Manual exposure"/>
    <xsd:enumeration value="Auto bracket"/>
  </xsd:restriction>
</xsd:simpleType>

<xsd:complexType name="whiteBalanceType">
  <xsd:simpleContent>
    <xsd:extension base="whiteBalance_t">
      <xsd:attributeGroup ref="exifAttrs"/>
    </xsd:extension>
  </xsd:simpleContent>
</xsd:complexType>
```

```
<xsd:simpleType name="whiteBalance_t">
  <xsd:restriction base="xsd:string">
    <xsd:enumeration value="Auto"/>
    <xsd:enumeration value="Manual"/>
  </xsd:restriction>
</xsd:simpleType>

<xsd:complexType name="sceneCaptureType">
  <xsd:simpleContent>
    <xsd:extension base="sceneCapture_t">
      <xsd:attributeGroup ref="exifAttrs"/>
    </xsd:extension>
  </xsd:simpleContent>
</xsd:complexType>
<xsd:simpleType name="sceneCapture_t">
  <xsd:restriction base="xsd:string">
    <xsd:enumeration value="Standard"/>
    <xsd:enumeration value="Landscape"/>
    <xsd:enumeration value="Portrait"/>
    <xsd:enumeration value="Night scene"/>
    <xsd:enumeration value=""/>
  </xsd:restriction>
</xsd:simpleType>

<xsd:complexType name="gainControlType">
  <xsd:simpleContent>
    <xsd:extension base="gainControl_t">
      <xsd:attributeGroup ref="exifAttrs"/>
    </xsd:extension>
  </xsd:simpleContent>
</xsd:complexType>
<xsd:simpleType name="gainControl_t">
  <xsd:restriction base="xsd:string">
    <xsd:enumeration value="None"/>
    <xsd:enumeration value="Low gain up"/>
    <xsd:enumeration value="High gain up"/>
    <xsd:enumeration value="Low gain down"/>
    <xsd:enumeration value="High gain down"/>
  </xsd:restriction>
</xsd:simpleType>

<xsd:complexType name="contrastType">
  <xsd:simpleContent>
    <xsd:extension base="contrast_t">
      <xsd:attributeGroup ref="exifAttrs"/>
    </xsd:extension>
  </xsd:simpleContent>
</xsd:complexType>
<xsd:simpleType name="contrast_t">
  <xsd:restriction base="xsd:string">
    <xsd:enumeration value="Normal"/>
    <xsd:enumeration value="Soft"/>
    <xsd:enumeration value="Hard"/>
  </xsd:restriction>
</xsd:simpleType>

<xsd:complexType name="saturationType">
  <xsd:simpleContent>
    <xsd:extension base="saturation_t">
      <xsd:attributeGroup ref="exifAttrs"/>
    </xsd:extension>
  </xsd:simpleContent>
</xsd:complexType>
```

```

        </xsd:extension>
    </xsd:simpleContent>
</xsd:complexType>
<xsd:simpleType name="saturation_t">
    <xsd:restriction base="xsd:string">
        <xsd:enumeration value="Normal" />
        <xsd:enumeration value="Low saturation" />
        <xsd:enumeration value="High saturation" />
    </xsd:restriction>
</xsd:simpleType>

<xsd:complexType name="sharpnessType">
    <xsd:simpleContent>
        <xsd:extension base="contrast_t">
            <xsd:attributeGroup ref="exifAttrs" />
        </xsd:extension>
    </xsd:simpleContent>
</xsd:complexType>

<xsd:complexType name="subjectDistanceRangeType">
    <xsd:simpleContent>
        <xsd:extension base="subjectDistanceRange_t">
            <xsd:attributeGroup ref="exifAttrs" />
        </xsd:extension>
    </xsd:simpleContent>
</xsd:complexType>
<xsd:simpleType name="subjectDistanceRange_t">
    <xsd:restriction base="xsd:string">
        <xsd:enumeration value="unknown" />
        <xsd:enumeration value="Macro" />
        <xsd:enumeration value="Close view" />
        <xsd:enumeration value="Distant view" />
    </xsd:restriction>
</xsd:simpleType>

<xsd:complexType name="uuidType">
    <xsd:simpleContent>
        <xsd:extension base="uuid_t">
            <xsd:attributeGroup ref="exifAttrs" />
        </xsd:extension>
    </xsd:simpleContent>
</xsd:complexType>
<xsd:simpleType name="uuid_t">
    <xsd:restriction base="xsd:hexBinary">
        <xsd:pattern value=".{8}-.{4}-.{4}-.{4}-.{12}" />
    </xsd:restriction>
</xsd:simpleType>

<!--
    TYPES FOR THE GPS IFD
-->
<xsd:complexType name="gpsLatitudeRefType">
    <xsd:simpleContent>
        <xsd:extension base="gpsLatitudeRef_t">
            <xsd:attributeGroup ref="exifAttrs" />
        </xsd:extension>
    </xsd:simpleContent>
</xsd:complexType>
<xsd:simpleType name="gpsLatitudeRef_t">
    <xsd:restriction base="xsd:string">

```

```

        <xsd:enumeration value="North latitude"/>
        <xsd:enumeration value="South latitude"/>
    </xsd:restriction>
</xsd:simpleType>

<xsd:complexType name="gpsAltitudeRefType">
    <xsd:simpleContent>
        <xsd:extension base="gpsAltitudeRef_t">
            <xsd:attributeGroup ref="exifAttrs"/>
        </xsd:extension>
    </xsd:simpleContent>
</xsd:complexType>
<xsd:simpleType name="gpsAltitudeRef_t">
    <xsd:restriction base="xsd:string">
        <xsd:enumeration value="Sea level"/>
        <xsd:enumeration value="Sea level reference"/>
    </xsd:restriction>
</xsd:simpleType>

<xsd:complexType name="gpsLatitudeType">
    <xsd:simpleContent>
        <xsd:extension base="gpsLatitude_t">
            <xsd:attributeGroup ref="exifAttrs"/>
        </xsd:extension>
    </xsd:simpleContent>
</xsd:complexType>
<xsd:simpleType name="gpsLatitude_t">
    <xsd:restriction base="xsd:float">
        <xsd:minInclusive value="0.0"/>
        <xsd:maxInclusive value="90.0"/>
    </xsd:restriction>
</xsd:simpleType>

<xsd:complexType name="gpsLongitudeRefType">
    <xsd:simpleContent>
        <xsd:extension base="gpsLongitudeRef_t">
            <xsd:attributeGroup ref="exifAttrs"/>
        </xsd:extension>
    </xsd:simpleContent>
</xsd:complexType>
<xsd:simpleType name="gpsLongitudeRef_t">
    <xsd:restriction base="xsd:string">
        <xsd:enumeration value="East longitude"/>
        <xsd:enumeration value="West longitude"/>
    </xsd:restriction>
</xsd:simpleType>

<xsd:complexType name="gpsLongitudeType">
    <xsd:simpleContent>
        <xsd:extension base="gpsLongitude_t">
            <xsd:attributeGroup ref="exifAttrs"/>
        </xsd:extension>
    </xsd:simpleContent>
</xsd:complexType>
<xsd:simpleType name="gpsLongitude_t">
    <xsd:restriction base="xsd:float">
        <xsd:minInclusive value="0.0"/>
        <xsd:maxInclusive value="180.0"/>
    </xsd:restriction>
</xsd:simpleType>

```

```
<xsd:complexType name="gpsBearingType">
  <xsd:simpleContent>
    <xsd:extension base="gpsBearing_t">
      <xsd:attributeGroup ref="exifAttrs"/>
    </xsd:extension>
  </xsd:simpleContent>
</xsd:complexType>
<xsd:simpleType name="gpsBearing_t">
  <xsd:restriction base="xsd:float">
    <xsd:minInclusive value="0.0"/>
    <xsd:maxExclusive value="360.0"/>
  </xsd:restriction>
</xsd:simpleType>

<xsd:complexType name="gpsStatusType">
  <xsd:simpleContent>
    <xsd:extension base="gpsStatus_t">
      <xsd:attributeGroup ref="exifAttrs"/>
    </xsd:extension>
  </xsd:simpleContent>
</xsd:complexType>
<xsd:simpleType name="gpsStatus_t">
  <xsd:restriction base="xsd:string">
    <xsd:enumeration value="Measurement in progress"/>
    <xsd:enumeration value="Measurement interoperability"/>
  </xsd:restriction>
</xsd:simpleType>

<xsd:complexType name="gpsMeasureModeType">
  <xsd:simpleContent>
    <xsd:extension base="gpsMeasureMode_t">
      <xsd:attributeGroup ref="exifAttrs"/>
    </xsd:extension>
  </xsd:simpleContent>
</xsd:complexType>
<xsd:simpleType name="gpsMeasureMode_t">
  <xsd:restriction base="xsd:string">
    <xsd:enumeration value="2-dimensional measurement"/>
    <xsd:enumeration value="3-dimensional measurement"/>
  </xsd:restriction>
</xsd:simpleType>

<xsd:complexType name="gpsSpeedRefType">
  <xsd:simpleContent>
    <xsd:extension base="gpsSpeedRef_t">
      <xsd:attributeGroup ref="exifAttrs"/>
    </xsd:extension>
  </xsd:simpleContent>
</xsd:complexType>
<xsd:simpleType name="gpsSpeedRef_t">
  <xsd:restriction base="xsd:string">
    <xsd:enumeration value="Kilometers per hour"/>
    <xsd:enumeration value="Miles per hour"/>
    <xsd:enumeration value="Knots"/>
  </xsd:restriction>
</xsd:simpleType>

<xsd:complexType name="gpsDirectionType">
  <xsd:simpleContent>
```

```

        <xsd:extension base="gpsDirection_t">
            <xsd:attributeGroup ref="exifAttrs"/>
        </xsd:extension>
    </xsd:simpleContent>
</xsd:complexType>
<xsd:simpleType name="gpsDirection_t">
    <xsd:restriction base="xsd:string">
        <xsd:enumeration value="True direction"/>
        <xsd:enumeration value="Magnetic direction"/>
    </xsd:restriction>
</xsd:simpleType>

<xsd:complexType name="gpsDistanceRefType">
    <xsd:simpleContent>
        <xsd:extension base="gpsDistanceRef_t">
            <xsd:attributeGroup ref="exifAttrs"/>
        </xsd:extension>
    </xsd:simpleContent>
</xsd:complexType>
<xsd:simpleType name="gpsDistanceRef_t">
    <xsd:restriction base="xsd:string">
        <xsd:enumeration value="Kilometers"/>
        <xsd:enumeration value="Miles"/>
        <xsd:enumeration value="Knots"/>
    </xsd:restriction>
</xsd:simpleType>

<xsd:complexType name="gpsDifferentialType">
    <xsd:simpleContent>
        <xsd:extension base="gpsDifferential_t">
            <xsd:attributeGroup ref="exifAttrs"/>
        </xsd:extension>
    </xsd:simpleContent>
</xsd:complexType>
<xsd:simpleType name="gpsDifferential_t">
    <xsd:restriction base="xsd:string">
        <xsd:enumeration value="Measurement without differential correction"/>
        <xsd:enumeration value="Differential correction applied"/>
    </xsd:restriction>
</xsd:simpleType>

<!--
    TYPES FOR THE INTEROPERABILITY IFD
-->
<xsd:complexType name="interoperabilityType">
    <xsd:simpleContent>
        <xsd:extension base="interoperability_t">
            <xsd:attributeGroup ref="exifAttrs"/>
        </xsd:extension>
    </xsd:simpleContent>
</xsd:complexType>
<xsd:simpleType name="interoperability_t">
    <xsd:restriction base="xsd:string">
        <xsd:enumeration value="R98"/>
        <xsd:enumeration value="THM"/>
        <xsd:enumeration value="R03"/>
    </xsd:restriction>
</xsd:simpleType>

```

```

<!-- GENERIC TYPE

    A generic type to hold any type of tag data.
    Defines a name, value, datatype triplet
    Datatype values refer to types as defined by XML Schema.

    singleFieldType is for EXIF tag that define a single
    value, the common case.

    repeatedFieldType is for the uncommon case where many
    data items are defined in an EXIF tag.

-->
<xsd:complexType name="singleFieldType">
  <xsd:complexContent>
    <xsd:extension base="singleField_t">
      <xsd:attributeGroup ref="exifAttrs"/>
    </xsd:extension>
  </xsd:complexContent>
</xsd:complexType>

<xsd:complexType name="repeatedFieldType">
  <xsd:sequence>
    <xsd:element name="Field" type="singleField_t" minOccurs="1"
maxOccurs="unbounded"/>
  </xsd:sequence>
  <xsd:attributeGroup ref="exifAttrs"/>
</xsd:complexType>

<xsd:complexType name="singleField_t">
  <xsd:sequence>
    <xsd:element name="Name" type="xsd:string"/>
    <xsd:element name="Value" type="xsd:string"/>
    <xsd:element name="Datatype">
      <xsd:simpleType>
        <xsd:annotation>
          <xsd:documentation>The enumerated datatype values refer to types
            defined by XML Schema
          </xsd:documentation>
        </xsd:annotation>
        <xsd:restriction base="xsd:string">
          <xsd:enumeration value="string"/>
          <xsd:enumeration value="integer"/>
          <xsd:enumeration value="float"/>
          <xsd:enumeration value="date"/>
          <xsd:enumeration value="time"/>
          <xsd:enumeration value="dateTime"/>
          <xsd:enumeration value="hexBinary"/>
        </xsd:restriction>
      </xsd:simpleType>
    </xsd:element>
  </xsd:sequence>
</xsd:complexType>

<!-- END TYPE DEFINITIONS -->

<!--
    THE GLOBAL ELEMENT
-->
<xsd:element name="exifMetadata">

```



```

<xsd:complexType>
  <xsd:sequence>
    <xsd:element name="TiffIfd" minOccurs="0">
      <xsd:annotation>
        <xsd:documentation>Tags from the TIFF IFD</xsd:documentation>
      </xsd:annotation>
      <xsd:complexType>
        <xsd:all>

          <!-- Tags relating to image data structure -->
          <xsd:element name="ImageWidth" type="positiveIntegerType"
minOccurs="0"/>
          <xsd:element name="ImageLength" type="positiveIntegerType"
minOccurs="0"/>
          <xsd:element name="BitsPerSample" type="bitsPerSampleType"
minOccurs="0"/>
          <xsd:element name="Compression" type="compressionType"
minOccurs="0"/>
          <xsd:element name="PhotometricInterpretation"
type="photometricInterpretationType" minOccurs="0"/>
          <xsd:element name="Orientation" type="orientationType"
minOccurs="0"/>
          <xsd:element name="SamplesPerPixel" type="positiveIntegerType"
minOccurs="0"/>
          <xsd:element name="PlanarConfiguration"
type="planarConfigurationType" minOccurs="0"/>
          <xsd:element name="YCbCrSubSampling" type="yCbCrSubSamplingType"
minOccurs="0"/>
          <xsd:element name="YCbCrPositioning" type="yCbCrPositioningType"
minOccurs="0"/>
          <xsd:element name="XResolution" type="nonNegativeRealType"
minOccurs="0">
            <xsd:annotation>
              <xsd:documentation>Unit is pixels per
ResolutionUnit</xsd:documentation>
            </xsd:annotation>
          </xsd:element>
          <xsd:element name="YResolution" type="nonNegativeRealType"
minOccurs="0">
            <xsd:annotation>
              <xsd:documentation>Unit is pixels per Resolution
Unit</xsd:documentation>
            </xsd:annotation>
          </xsd:element>
          <xsd:element name="ResolutionUnit" type="resolutionType"
minOccurs="0"/>

          <!--Tags relating to recording offset -->
          <xsd:element name="StripOffsets" type="stripOffsetsType"
minOccurs="0"/>
          <xsd:element name="RowsPerStrip" type="positiveIntegerType"
minOccurs="0"/>
          <xsd:element name="StripByteCounts" type="stripByteCountsType"
minOccurs="0"/>
          <xsd:element name="JPEGInterChangeFormat" type="positiveIntegerType"
minOccurs="0"/>
          <xsd:element name="JPEGInterChangeFormatLength"
type="positiveIntegerType" minOccurs="0"/>

          <!-- Tags relating to image data characteristics -->

```

```

        <xsd:element name="TransferFunction" type="xsd:anyType"
minOccurs="0"/>
        <xsd:element name="WhitePoint" type="whitePointType" minOccurs="0"/>
        <xsd:element name="PrimaryChromaticities"
type="primaryChromaticitiesType" minOccurs="0"/>
        <xsd:element name="YCbCrCoefficients" type="yCbCrCoefficientsType"
minOccurs="0"/>
        <xsd:element name="ReferenceBlackWhite"
type="primaryChromaticitiesType" minOccurs="0"/>

        <!--Other tags -->
        <xsd:element name="DateTime" type="dateTimeType" minOccurs="0"/>
        <xsd:element name="ImageDescription" type="stringType"
minOccurs="0"/>
        <xsd:element name="Make" type="stringType" minOccurs="0"/>
        <xsd:element name="Model" type="stringType" minOccurs="0"/>
        <xsd:element name="Software" type="stringType" minOccurs="0"/>
        <xsd:element name="Artist" type="stringType" minOccurs="0"/>
        <xsd:element name="Copyright" type="stringType" minOccurs="0"/>

        <!-- Placeholder tags for future tags that may be defined -->
        <xsd:element name="TiffField1" type="singleFieldType"
minOccurs="0"/>
        <xsd:element name="TiffField2" type="singleFieldType"
minOccurs="0"/>
        <xsd:element name="TiffField3" type="repeatedFieldType"
minOccurs="0"/>

        </xsd:all>
    </xsd:complexType>
</xsd:element>

<xsd:element name="ExifIfd">
    <xsd:annotation>
        <xsd:documentation>Tags from the EXIF IFD</xsd:documentation>
    </xsd:annotation>
    <xsd:complexType>
        <xsd:all>

            <!-- Tags relating to version -->
            <xsd:element name="ExifVersion" type="stringType" minOccurs="0"/>
            <xsd:element name="FlashpixVersion" type="stringType"
minOccurs="0"/>

            <!-- Tags relating to image data characteristics -->
            <xsd:element name="ColorSpace" type="colorSpaceType" minOccurs="0"/>

            <!-- Tags relating to image configuration -->
            <xsd:element name="ComponentsConfiguration" type="stringType"
minOccurs="0"/>
            <xsd:element name="CompressedBitsPerPixel"
type="nonNegativeRealType" minOccurs="0"/>
            <xsd:element name="PixelXDimension" type="nonNegativeIntegerType"
minOccurs="0"/>
            <xsd:element name="PixelYDimension" type="nonNegativeIntegerType"
minOccurs="0"/>

            <!-- Tags relating to user information -->
            <xsd:element name="MakerNote" type="repeatedFieldType"
minOccurs="0"/>

```

```

<xsd:element name="UserComment" type="stringType" minOccurs="0"/>

<!-- Tag relating to related file information -->
<xsd:element name="RelatedSoundFile" type="stringType"
minOccurs="0"/>

<!-- Tags relating to date and time -->
<xsd:element name="DateTimeOriginal" type="dateTimeType"
minOccurs="0"/>
<xsd:element name="DateTimeDigitized" type="dateTimeType"
minOccurs="0"/>
<xsd:element name="SubSecTime" type="nonNegativeIntegerType"
minOccurs="0"/>
<xsd:element name="SubSecTimeOriginal" type="nonNegativeIntegerType"
minOccurs="0"/>
<xsd:element name="SubSecTimeDigitized"
type="nonNegativeIntegerType" minOccurs="0"/>

<!-- Tags relating to picture taking conditions -->
<xsd:element name="ExposureTime" type="nonNegativeRealType"
minOccurs="0">
  <xsd:annotation>
    <xsd:documentation>Units is seconds</xsd:documentation>
  </xsd:annotation>
</xsd:element>
<xsd:element name="FNumber" type="nonNegativeRealType"
minOccurs="0"/>
<xsd:element name="ExposureProgram" type="exposureProgramType"
minOccurs="0"/>
<xsd:element name="SpectralSensitivity" type="stringType"
minOccurs="0"/>
<xsd:element name="ISOSpeedRatings" type="nonNegativeIntegerType"
minOccurs="0"/>
<xsd:element name="OECF" type="repeatedFieldType" minOccurs="0"/>
<xsd:element name="ShutterSpeedValue" type="realType" minOccurs="0">
  <xsd:annotation>
    <xsd:documentation>The unit is the APEX
Value</xsd:documentation>
  </xsd:annotation>
</xsd:element>
<xsd:element name="ApertureValue" type="nonNegativeRealType"
minOccurs="0">
  <xsd:annotation>
    <xsd:documentation>The unit is the APEX
value</xsd:documentation>
  </xsd:annotation>
</xsd:element>
<xsd:element name="BrightnessValue" type="realType" minOccurs="0">
  <xsd:annotation>
    <xsd:documentation>The unit is the APEX
value</xsd:documentation>
  </xsd:annotation>
</xsd:element>
<xsd:element name="ExposureBiasValue" type="realType" minOccurs="0">
  <xsd:annotation>
    <xsd:documentation>The unit is the APEX
value</xsd:documentation>
  </xsd:annotation>
</xsd:element>
<xsd:element name="MaxApertureValue" type="nonNegativeRealType"

```

```

minOccurs="0">
    <xsd:annotation>
        <xsd:documentation>The unit is the APEX
value</xsd:documentation>
    </xsd:annotation>
</xsd:element>
<xsd:element name="SubjectDistance" type="stringType" minOccurs="0">
    <xsd:annotation>
        <xsd:documentation>The unit is meters</xsd:documentation>
    </xsd:annotation>
</xsd:element>
<xsd:element name="MeteringMode" type="meteringModeType"
minOccurs="0"/>
<xsd:element name="LightSource" type="lightSourceType"
minOccurs="0"/>
<xsd:element name="Flash" type="flashType" minOccurs="0"/>
<xsd:element name="FocalLength" type="nonNegativeRealType"
minOccurs="0">
    <xsd:annotation>
        <xsd:documentation>The unit is millimeters.</xsd:documentation>
    </xsd:annotation>
</xsd:element>
<xsd:element name="SubjectArea" type="subjectAreaType"
minOccurs="0"/>
<xsd:element name="FlashEnergy" type="nonNegativeRealType"
minOccurs="0">
    <xsd:annotation>
        <xsd:documentation>The unit is Beam Candle Power
Seconds</xsd:documentation>
    </xsd:annotation>
</xsd:element>
<xsd:element name="SpatialFrequencyResponse"
type="repeatedFieldType" minOccurs="0">
    <xsd:annotation>
        <xsd:documentation>Not implemented</xsd:documentation>
    </xsd:annotation>
</xsd:element>
<xsd:element name="FocalPlaneXResolution" type="nonNegativeRealType"
minOccurs="0">
    <xsd:annotation>
        <xsd:documentation>The unit is pixels</xsd:documentation>
    </xsd:annotation>
</xsd:element>
<xsd:element name="FocalPlaneYResolution" type="nonNegativeRealType"
minOccurs="0">
    <xsd:annotation>
        <xsd:documentation>The unit is pixels</xsd:documentation>
    </xsd:annotation>
</xsd:element>
<xsd:element name="FocalPlaneResolutionUnit" type="resolutionType"
minOccurs="0"/>
<xsd:element name="SubjectLocation" type="subjectLocationType"
minOccurs="0"/>
<xsd:element name="ExposureIndex" type="nonNegativeRealType"
minOccurs="0"/>
<xsd:element name="SensingMethod" type="sensingMethodType"
minOccurs="0"/>
<xsd:element name="FileSource" type="fileSourceType" minOccurs="0"/>
<xsd:element name="SceneType" type="stringType" minOccurs="0"/>
<xsd:element name="CFAPattern" type="repeatedFieldType"

```

```

minOccurs="0"/>
    <xsd:element name="CustomRendered" type="customRenderedType"
minOccurs="0"/>
    <xsd:element name="ExposureMode" type="exposureModeType"
minOccurs="0"/>
    <xsd:element name="WhiteBalance" type="whiteBalanceType"
minOccurs="0"/>
    <xsd:element name="DigitalZoomRatio" type="nonNegativeRealType"
minOccurs="0"/>
    <xsd:element name="FocalLengthIn35mmFilm" type="positiveIntegerType"
minOccurs="0"/>
    <xsd:element name="SceneCaptureType" type="sceneCaptureType"
minOccurs="0"/>
    <xsd:element name="GainControl" type="gainControlType"
minOccurs="0"/>
    <xsd:element name="Contrast" type="contrastType" minOccurs="0"/>
    <xsd:element name="Saturation" type="saturationType" minOccurs="0"/>
    <xsd:element name="Sharpness" type="sharpnessType" minOccurs="0"/>
    <xsd:element name="DeviceSettingDescription"
type="repeatedFieldType" minOccurs="0"/>
    <xsd:element name="SubjectDistanceRange"
type="subjectDistanceRangeType" minOccurs="0"/>
    <xsd:element name="ImageUniqueID" type="uuidType" minOccurs="0"/>
    <xsd:element name="Gamma" type="nonNegativeRealType" minOccurs="0"/>

    <!-- Placeholder tags for future tags that may be defined -->
    <xsd:element name="ExifField1" type="singleFieldType"
minOccurs="0"/>
    <xsd:element name="ExifField2" type="singleFieldType"
minOccurs="0"/>
    <xsd:element name="ExifField3" type="repeatedFieldType"
minOccurs="0"/>

    </xsd:all>
    <xsd:attributeGroup ref="exifAttrs"/>
</xsd:complexType>
</xsd:element>

<xsd:element name="GpsIfd" minOccurs="0">
    <xsd:annotation>
        <xsd:documentation>Tags from the GPS IFD</xsd:documentation>
    </xsd:annotation>
    <xsd:complexType>
        <xsd:all>
            <xsd:element name="GPSVersionID" type="stringType"/>
            <xsd:element name="GPSLatitudeRef" type="gpsLatitudeRefType"
minOccurs="0"/>
            <xsd:element name="GPSLatitude" type="gpsLatitudeType"
minOccurs="0">
                <xsd:annotation>
                    <xsd:documentation>Unit is decimal degrees</xsd:documentation>
                </xsd:annotation>
            </xsd:element>
            <xsd:element name="GPSLongitudeRef" type="gpsLongitudeRefType"
minOccurs="0"/>
            <xsd:element name="GPSLongitude" type="gpsLongitudeType"
minOccurs="0">
                <xsd:annotation>
                    <xsd:documentation>Unit is decimal degrees</xsd:documentation>
                </xsd:annotation>

```

```

        </xsd:element>
        <xsd:element name="GPSAltitudeRef" type="gpsAltitudeRefType"
minOccurs="0" />
        <xsd:element name="GPSAltitude" type="nonNegativeRealType"
minOccurs="0">
            <xsd:annotation>
                <xsd:documentation>Unit is meters</xsd:documentation>
            </xsd:annotation>
        </xsd:element>
        <xsd:element name="GPSTimeStamp" type="timeType" minOccurs="0" />
        <xsd:element name="GPSSatellites" type="stringType" minOccurs="0" />
        <xsd:element name="GPSStatus" type="gpsStatusType" minOccurs="0" />
        <xsd:element name="GPSMeasureMode" type="gpsMeasureModeType"
minOccurs="0" />
        <xsd:element name="GPSDOP" type="nonNegativeRealType"
minOccurs="0" />
        <xsd:element name="GPSSpeedRef" type="gpsSpeedRefType"
minOccurs="0" />
        <xsd:element name="GPSSpeed" type="nonNegativeRealType"
minOccurs="0" />
        <xsd:element name="GPSTrackRef" type="gpsDirectionType"
minOccurs="0" />
        <xsd:element name="GPSTrack" type="gpsBearingType" minOccurs="0" />
        <xsd:element name="GPSImgDirectionRef" type="gpsDirectionType"
minOccurs="0" />
        <xsd:element name="GPSImgDirection" type="gpsBearingType"
minOccurs="0" />
        <xsd:element name="GPSMapDatum" type="stringType" minOccurs="0" />
        <xsd:element name="GPSDestLatitudeRef" type="gpsLatitudeRefType"
minOccurs="0" />
        <xsd:element name="GPSDestLatitude" type="gpsLatitudeType"
minOccurs="0" />
        <xsd:element name="GPSDestLongitudeRef" type="gpsLongitudeRefType"
minOccurs="0" />
        <xsd:element name="GPSDestLongitude" type="gpsLongitudeType"
minOccurs="0" />
        <xsd:element name="GPSDestBearingRef" type="gpsDirectionType"
minOccurs="0" />
        <xsd:element name="GPSDestBearing" type="gpsBearingType"
minOccurs="0" />
        <xsd:element name="GPSDestDistanceRef" type="gpsDistanceRefType"
minOccurs="0" />
        <xsd:element name="GPSDestDistance" type="nonNegativeRealType"
minOccurs="0" />
        <xsd:element name="GPSProcessingMethod" type="stringType"
minOccurs="0" />
        <xsd:element name="GPSAreaInformation" type="stringType"
minOccurs="0" />
        <xsd:element name="GPSDateStamp" type="dateType" minOccurs="0" />
        <xsd:element name="GPSDifferential" type="gpsDifferentialType"
minOccurs="0" />

        <!-- Placeholder tags for future tags that may be defined -->
        <xsd:element name="GPSField1" type="singleFieldType" minOccurs="0" />
        <xsd:element name="GPSField2" type="singleFieldType" minOccurs="0" />
        <xsd:element name="GPSField3" type="repeatedFieldType"
minOccurs="0" />
    </xsd:all>
<xsd:attributeGroup ref="exifAttrs" />
</xsd:complexType>

```

```

</xsd:element>

<xsd:element name="InteroperabilityIfd" minOccurs="0">
  <xsd:annotation>
    <xsd:documentation>Tags from the Interoperability
IFD</xsd:documentation>
  </xsd:annotation>
  <xsd:complexType>
    <xsd:all>
      <xsd:element name="InteroperabilityIndex"
type="interoperabilityType" minOccurs="0"/>
    </xsd:all>
    <xsd:attributeGroup ref="exifAttrs"/>
  </xsd:complexType>
</xsd:element>

</xsd:sequence>
</xsd:complexType>
</xsd:element>
</xsd:schema>

```

### F.3 XML Schema for IPTC-IIM Metadata

This schema is the content model for IPTC-IIM metadata retrieved from images. The namespace for this schema is `http://xmlns.oracle.com/ord/meta/iptc`.

```

<?xml version="1.0" encoding="UTF-8"?>
<!-- Copyright (c) 2004, 2005, Oracle. All rights reserved. -->
<xsd:schema xmlns="http://xmlns.oracle.com/ord/meta/iptc"
targetNamespace="http://xmlns.oracle.com/ord/meta/iptc"
xmlns:xsd="http://www.w3.org/2001/XMLSchema"
elementFormDefault="qualified" attributeFormDefault="unqualified">

```

```

<xsd:annotation>
<xsd:documentation>

```

#### Introduction

This is the Oracle interMedia schema for metadata stored in Application record sets of the IPTC-NAA Information Interchange Model Version 4. This metadata is often referred to as 'IPTC' tags.

For the JPEG file format, IPTC metadata is parsed from the APP13 marker. For the TIFF file format, IPTC metadata is parsed from tag 33723.

All tags with string values are decoded using the ISO-8859-1 character set. The resulting strings may contain characters that are legal in the character set but are illegal in XML documents. Illegal XML characters are replaced with the space (0x20) character.

#### Supported datasets

The following datasets from the application record are extracted.

```

2:00 recordVersion
2:05 objectName
2:07 editStatus
2:10 urgency
2:15 category
2:20 supplementalCategory
2:22 fixtureIdentifier
2:25 keyword

```

```

2:26 contentLocation:code
2:27 contentLocation:name
2:40 instructions
2:55 dateCreated
2:60 timeCreated
2:62 digitalCreationDate
2:63 digitalCreationTime
2:80 byline:author
2:85 byline:authorTitle
2:90 city
2:92 subLocation
2:95 provinceState
2:100 country
2:101 location
2:103 transmissionReference
2:105 headline
2:110 credit
2:115 source
2:116 copyright
2:118 contact
2:120 caption
2:122 captionWriter
2:135 languageId

```

#### Structure

The schema defines a number of types, both simple and complex, to represent some of the IPTC tags. The `iptcMetadataType` is defined as a sequence of all the supported IPTC tags. This type is used to define a single global element that can appear in an instance document.

```

</xsd:documentation>
</xsd:annotation>

<!-- Basic type definitions -->
<xsd:simpleType name="urgencyType">
  <xsd:restriction base="xsd:positiveInteger">
    <xsd:minExclusive value="1"/>
    <xsd:maxInclusive value="8"/>
  </xsd:restriction>
</xsd:simpleType>
<xsd:complexType name="locationType">
  <xsd:sequence>
    <xsd:element name="code" type="xsd:string"/>
    <xsd:element name="name" type="xsd:string"/>
  </xsd:sequence>
</xsd:complexType>
<xsd:complexType name="bylineType">
  <xsd:sequence>
    <xsd:element name="author" type="xsd:string"/>
    <xsd:element name="authorTitle" minOccurs="0" type="xsd:string"/>
  </xsd:sequence>
</xsd:complexType>

<!-- Type definition for the global element -->
<xsd:complexType name="iptcMetadataType">
  <xsd:sequence>
    <xsd:element name="recordVersion" type="xsd:integer"/>
    <xsd:element name="objectName" minOccurs="0" type="xsd:string"/>
    <xsd:element name="editStatus" minOccurs="0" type="xsd:string"/>
    <xsd:element name="urgency" minOccurs="0" type="urgencyType"/>
  </xsd:sequence>
</xsd:complexType>

```



```

        <xsd:element name="category" minOccurs="0" type="xsd:string"/>
        <xsd:element name="supplementalCategory" minOccurs="0" maxOccurs="unbounded"
type="xsd:string"/>
        <xsd:element name="fixtureIdentifier" minOccurs="0" type="xsd:string"/>
        <xsd:element name="keyword" minOccurs="0" maxOccurs="unbounded"
type="xsd:string"/>
        <xsd:element name="contentLocation" minOccurs="0" maxOccurs="unbounded"
type="locationType"/>
        <xsd:element name="instructions" minOccurs="0" type="xsd:string"/>
        <xsd:element name="dateCreated" minOccurs="0" type="xsd:date"/>
        <xsd:element name="timeCreated" minOccurs="0" type="xsd:string"/>
        <xsd:element name="digitalCreationDate" minOccurs="0" type="xsd:date"/>
        <xsd:element name="digitalCreationTime" minOccurs="0" type="xsd:string"/>
        <xsd:element name="byline" minOccurs="0" maxOccurs="unbounded"
type="bylineType"/>
        <xsd:element name="city" minOccurs="0" type="xsd:string"/>
        <xsd:element name="subLocation" minOccurs="0" type="xsd:string"/>
        <xsd:element name="provinceState" minOccurs="0" type="xsd:string"/>
        <xsd:element name="country" minOccurs="0" type="xsd:string"/>
        <xsd:element name="location" minOccurs="0" type="xsd:string"/>
        <xsd:element name="transmissionReference" minOccurs="0" type="xsd:string"/>
        <xsd:element name="headline" minOccurs="0" type="xsd:string"/>
        <xsd:element name="credit" minOccurs="0" type="xsd:string"/>
        <xsd:element name="source" minOccurs="0" type="xsd:string"/>
        <xsd:element name="copyright" minOccurs="0" type="xsd:string"/>
        <xsd:element name="contact" minOccurs="0" maxOccurs="unbounded"
type="xsd:string"/>
        <xsd:element name="caption" minOccurs="0" type="xsd:string"/>
        <xsd:element name="captionWriter" minOccurs="0" maxOccurs="unbounded"
type="xsd:string"/>
        <xsd:element name="languageId" minOccurs="0" type="xsd:string"/>
    </xsd:sequence>
</xsd:complexType>

<!-- The gobal element -->
<xsd:element name="iptcMetadata" type="iptcMetadataType"/>

</xsd:schema>

```

## F.4 XML Schema for ORDImage Attributes

This schema is the content model for the object attributes of ORDImage. The namespace for this schema is <http://xmlns.oracle.com/ord/meta/ordimage>.

```

<?xml version="1.0" encoding="UTF-8"?>
<!-- Copyright 2004, 2005 Oracle. All rights reserved. -->
<xsd:schema xmlns="http://xmlns.oracle.com/ord/meta/ordimage"
targetNamespace="http://xmlns.oracle.com/ord/meta/ordimage"
xmlns:xsd="http://www.w3.org/2001/XMLSchema"
elementFormDefault="qualified" attributeFormDefault="unqualified">

<xsd:annotation>
<xsd:documentation>

Introduction
Oracle interMedia schema for ORDSYS.ORDImage attributes
Elements are optional and can appear in any order.
</xsd:documentation>
</xsd:annotation>

```

```

<xsd:complexType name="ordImageAttributesType">
  <xsd:all minOccurs="0">
    <xsd:element name="height" type="xsd:positiveInteger" minOccurs="0"/>
    <xsd:element name="width" type="xsd:positiveInteger" minOccurs="0"/>
    <xsd:element name="contentLength" type="xsd:positiveInteger" minOccurs="0"/>
    <xsd:element name="fileFormat" type="xsd:string" minOccurs="0"/>
    <xsd:element name="contentFormat" type="xsd:string" minOccurs="0"/>
    <xsd:element name="compressionFormat" type="xsd:string" minOccurs="0"/>
    <xsd:element name="mimeType" type="xsd:string" minOccurs="0"/>
  </xsd:all>
</xsd:complexType>

<xsd:element name="ordImageAttributes" type="ordImageAttributesType"/>
</xsd:schema>

```

## F.5 XML Schema for XMP Metadata

This schema is the content model for XMP metadata retrieved from images. It is also the content model for writing metadata to images. The namespace for this schema is <http://xmlns.oracle.com/ord/meta/xmp>.

```

<?xml version="1.0" encoding="UTF-8"?>
<!-- Copyright (c) 2004, 2005, Oracle. All rights reserved. -->
<xsd:schema xmlns="http://xmlns.oracle.com/ord/meta/xmp"
  xmlns:xsd="http://www.w3.org/2001/XMLSchema"
  xmlns:xdb="http://xmlns.oracle.com/xdb"
  targetNamespace="http://xmlns.oracle.com/ord/meta/xmp"
  elementFormDefault="qualified"
  attributeFormDefault="unqualified">

  <xsd:annotation>
    <xsd:documentation>

      Introduction
      This is the Oracle interMedia schema for metadata embedded in XMP packets.
      The schema provides for a single element from the RDF namespace.
      As defined in the January 2004 version of the XMP specification,
      this element should be an rdf:RDF element.
      XMP is defined by Adobe Systems Incorporated. For more information
      about XMP, see the XMP Specification at the Adobe website.

    </xsd:documentation>
  </xsd:annotation>

  <xsd:complexType name="xmpMetadataType" mixed="false">
    <xsd:sequence>
      <xsd:any namespace="http://www.w3.org/1999/02/22-rdf-syntax-ns#"
        xdb:SQLType="CLOB"
        processContents="skip" minOccurs="1" maxOccurs="1"/>
    </xsd:sequence>
  </xsd:complexType>
  <xsd:element name="xmpMetadata" type="xmpMetadataType"/>
</xsd:schema>

```

## DICOM Encoding Rules

Digital Imaging and Communications in Medicine (DICOM) includes a complete set of **encoding rules** for medical images. These encoding rules are also called transfer syntax. Oracle Multimedia provides DICOM encoding rules that support metadata extraction and image content processing.

Table G-1 lists the DICOM encoding rules supported by Oracle Multimedia.

**Table G-1 Supported DICOM Encoding Rules**

Value	Name	interMedia Support
1.2.840.10008.1.2	Implicit VR Little Endian Default Transfer Syntax	Metadata extraction for the <code>getDicomMetadata()</code> and <code>setProperties()</code> methods  Image content for the <code>processCopy()</code> and <code>setProperties()</code> methods
1.2.840.10008.1.2.1	Explicit VR Little Endian Transfer Syntax	Metadata extraction for the <code>getDicomMetadata()</code> and <code>setProperties()</code> methods  Image content for the <code>processCopy()</code> and <code>setProperties()</code> methods
1.2.840.10008.1.2.1.99	Deflated Explicit VR Little Endian	None
1.2.840.10008.1.2.2	Explicit VR Big Endian	None
1.2.840.10008.1.2.4.50	JPEG Baseline (Process 1)	Metadata extraction for the <code>getDicomMetadata()</code> and <code>setProperties()</code> methods  Image content for the <code>processCopy()</code> and <code>setProperties()</code> methods
1.2.840.10008.1.2.4.51	JPEG Extended (Process 2 & 4)	Metadata extraction for the <code>getDicomMetadata()</code> and <code>setProperties()</code> methods
1.2.840.10008.1.2.4.52	JPEG Extended (Process 3 & 5) (Retired)	Metadata extraction for the <code>getDicomMetadata()</code> and <code>setProperties()</code> methods
1.2.840.10008.1.2.4.53	JPEG Spectral Selection, Non-Hierarchical (Process 6 & 8) (Retired)	Metadata extraction for the <code>getDicomMetadata()</code> and <code>setProperties()</code> methods
1.2.840.10008.1.2.4.54	JPEG Spectral Selection, Non-Hierarchical (Process 7 & 9) (Retired)	Metadata extraction for the <code>getDicomMetadata()</code> and <code>setProperties()</code> methods
1.2.840.10008.1.2.4.55	JPEG Full Progression, Non-Hierarchical (Process 10 & 12) (Retired)	Metadata extraction for the <code>getDicomMetadata()</code> and <code>setProperties()</code> methods
1.2.840.10008.1.2.4.56	JPEG Full Progression, Non-Hierarchical (Process 11 & 13) (Retired)	Metadata extraction for the <code>getDicomMetadata()</code> and <code>setProperties()</code> methods

**Table G-1 (Cont.) Supported DICOM Encoding Rules**

<b>Value</b>	<b>Name</b>	<b>interMedia Support</b>
1.2.840.10008.1.2.4.57	JPEG Lossless, Non-Hierarchical (Process 14)	Metadata extraction for the getDicomMetadata( ) and setProperties( ) methods
1.2.840.10008.1.2.4.58	JPEG Lossless, Non-Hierarchical (Process 15) (Retired)	Metadata extraction for the getDicomMetadata( ) and setProperties( ) methods
1.2.840.10008.1.2.4.59	JPEG Extended, Hierarchical (Process 16 & 18) (Retired)	Metadata extraction for the getDicomMetadata( ) and setProperties( ) methods
1.2.840.10008.1.2.4.60	JPEG Extended, Hierarchical (Process 17 & 19) (Retired)	Metadata extraction for the getDicomMetadata( ) and setProperties( ) methods
1.2.840.10008.1.2.4.61	JPEG Spectral Selection, Hierarchical (Process 20 & 22) (Retired)	Metadata extraction for the getDicomMetadata( ) and setProperties( ) methods
1.2.840.10008.1.2.4.62	JPEG Spectral Selection, Hierarchical (Process 21 & 23) (Retired)	Metadata extraction for the getDicomMetadata( ) and setProperties( ) methods
1.2.840.10008.1.2.4.63	JPEG Full Progression, Hierarchical (Process 24 & 26) (Retired)	Metadata extraction for the getDicomMetadata( ) and setProperties( ) methods
1.2.840.10008.1.2.4.64	JPEG Full Progression, Hierarchical (Process 25 & 27) (Retired)	Metadata extraction for the getDicomMetadata( ) and setProperties( ) methods
1.2.840.10008.1.2.4.65	JPEG Lossless, Hierarchical (Process 28) (Retired)	Metadata extraction for the getDicomMetadata( ) and setProperties( ) methods
1.2.840.10008.1.2.4.66	JPEG Lossless, Hierarchical (Process 29) (Retired)	Metadata extraction for the getDicomMetadata( ) and setProperties( ) methods
1.2.840.10008.1.2.4.70	JPEG Lossless, Non-Hierarchical, First-Order Prediction (Process 14 [Selection Value 1])	Metadata extraction for the getDicomMetadata( ) and setProperties( ) methods
1.2.840.10008.1.2.4.80	JPEG-LS Lossless Image Compression	Metadata extraction for the getDicomMetadata( ) and setProperties( ) methods
1.2.840.10008.1.2.4.81	JPEG-LS Lossy (Near-Lossless) Image Compression	Metadata extraction for the getDicomMetadata( ) and setProperties( ) methods
1.2.840.10008.1.2.4.90	JPEG 2000 Image Compression (Lossless Only)	Metadata extraction for the getDicomMetadata( ) and setProperties( ) methods
1.2.840.10008.1.2.4.91	JPEG 2000 Image Compression	Metadata extraction for the getDicomMetadata( ) and setProperties( ) methods
1.2.840.10008.1.2.4.100	MPEG2 Main Profile @ Main Level	Metadata extraction for the getDicomMetadata( ) and setProperties( ) methods
1.2.840.10008.1.2.5	RLE Lossless	Metadata extraction for the getDicomMetadata( ) and setProperties( ) methods Image content for the processCopy( ) and setProperties( ) methods

For more information about DICOM encoding rules, see the DICOM standard (Part 5 and Part 6). This standard is available on the Web site for the National Electrical Manufacturers Association (NEMA) at

<http://medical.nema.org/dicom/2003.html>

See *Oracle Multimedia DICOM Developer's Guide* for more information about the Oracle Multimedia DICOM feature.

The following sections describe the Oracle Multimedia object exceptions:

- [ORDAudioExceptions Exceptions](#)
- [ORDDocExceptions Exceptions](#)
- [ORDImageExceptions Exceptions](#)
- [ORDImageSIXceptions Exceptions](#)
- [ORDSourceExceptions Exceptions](#)
- [ORDVideoExceptions Exceptions](#)

For information about the Oracle Multimedia error messages, see *Oracle Database Error Messages*.

## H.1 ORDAudioExceptions Exceptions

The following exceptions are associated with the ORDAudio object:

### **ORDAudioExceptions.AUDIO\_DURATION\_IS\_NULL**

**Cause:** This exception is raised when calling the `getAudioDuration` method and the duration is NULL.

**Action:** Set the duration for the audio object to a known value.

### **ORDAudioExceptions.AUDIO\_ENCODING\_IS\_NULL**

**Cause:** This exception is raised when calling the `getEncoding` method and the encoding is NULL.

**Action:** Set the encoding for the audio object to a known value.

### **ORDAudioExceptions.AUDIO\_FORMAT\_IS\_NULL**

**Cause:** This exception is raised when calling the `getFormat` method and the format is NULL.

**Action:** Set the format for the audio object to a known format.

### **ORDAudioExceptions.AUDIO\_NUM\_CHANNELS\_IS\_NULL**

**Cause:** This exception is raised when calling the `getNumberOfChannels` method and the number of channels is NULL.

**Action:** Set the number of channels for the audio object to a known value.

### **ORDAudioExceptions.AUDIO\_PLUGIN\_EXCEPTION**

**Cause:** This exception is raised when the audio plug-in raises an exception.

**Action:** Refer to the Oracle Multimedia documentation for more information.

**ORDAudioExceptions.AUDIO\_SAMPLE\_SIZE\_IS\_NULL**

**Cause:** This exception is raised when calling the `getSampleSize` method and the sample size is NULL.

**Action:** Set the sample size for the audio object to a known value.

**ORDAudioExceptions.AUDIO\_SAMPLING\_RATE\_IS\_NULL**

**Cause:** This exception is raised when calling the `getSamplingRate` method and the sampling rate is NULL.

**Action:** Set the sampling rate for the audio object to a known value.

**ORDAudioExceptions.DESCRPTION\_IS\_NOT\_SET**

**Cause:** This exception is raised when calling the `getDescription` method and the description attribute is not set.

**Action:** Set the description attribute.

**ORDAudioExceptions.INVALID\_DESCRIPTION**

**Cause:** This exception is raised when you call the `setDescription` method with a value that is not valid.

**Action:** Set the value of the `user_description` parameter to an acceptable value.

**ORDAudioExceptions.INVALID\_MIME\_TYPE**

**Cause:** This exception is raised if the mime parameter value of the `setMimeType` method is NULL.

**Action:** Set the MIME parameter value to a known value.

**ORDAudioExceptions.LOCAL\_DATA\_SOURCE\_REQUIRED**

**Cause:** This exception is raised if the data source is external.

**Action:** Set the source information to a local source.

**ORDAudioExceptions.METHOD\_NOT\_SUPPORTED**

**Cause:** This exception is raised when the method called is not supported.

**Action:** Do not call this method.

**ORDAudioExceptions.NULL\_INPUT\_VALUE**

**Cause:** This exception is raised if you call one of the set methods and the parameter value is NULL.

**Action:** Set the parameter to a known value.

**ORDAudioExceptions.NULL\_LOCAL\_DATA**

**Cause:** This exception is raised when `source.localData` is NULL.

**Action:** Initialize `source.localData` using an `init` method.

**ORDAudioExceptions.NULL\_SOURCE**

**Cause:** This exception is raised when the value of the `ORDAudio.source` attribute is NULL.

**Action:** Use an `ORDAudio` object that was created with the `ORDAudio.init` method (recommended). Or, set the `ORDAudio.source` attribute to an `ORDSource` object that you initialized.

## H.2 ORDDocExceptions Exceptions

The following exceptions are associated with the ORDDoc object:

### **ORDDocExceptions.DOC\_PLUGIN\_EXCEPTION**

**Cause:** This exception is raised when the document plug-in raises an exception.

**Action:** Refer to the Oracle Multimedia documentation for more information.

### **ORDDocExceptions.INVALID\_FORMAT\_TYPE**

**Cause:** This exception is raised if the knownFormat parameter value of the setFormat method is NULL.

**Action:** Set the FORMAT parameter value to a known value.

### **ORDDocExceptions.INVALID\_MIME\_TYPE**

**Cause:** This exception is raised if the mime parameter value of the setMimeType method is NULL.

**Action:** Set the MIME parameter value to a known value.

### **ORDDocExceptions.METHOD\_NOT\_SUPPORTED**

**Cause:** This exception is raised when the method called is not supported.

**Action:** Do not call this method.

### **ORDDocExceptions.NULL\_LOCAL\_DATA**

**Cause:** This exception is raised when source.localData is NULL.

**Action:** Initialize source.localData using an init method.

### **ORDDocExceptions.NULL\_SOURCE**

**Cause:** This exception is raised when the value of the ORDDoc.source attribute is NULL.

**Action:** Use an ORDDoc object that was created with the ORDDoc.init method (recommended). Or, set the ORDDoc.source attribute to an ORDSOURCE object that you initialized.

## H.3 ORDImageExceptions Exceptions

The following exceptions are associated with the ORDImage object:

### **ORDImageExceptions.DATA\_NOT\_LOCAL**

**Cause:** This exception is raised when the data is not local (the source.local attribute is 0.)

**Action:** Reset the source attribute information to a local image source. Call the import or importFrom method to import the data into the source.local attribute and set the source.local attribute to 1.

### **ORDImageExceptions.INVALID\_MIME\_TYPE**

**Cause:** This exception is raised if the mime parameter value of the setMimeType method is NULL.

**Action:** Set the MIME parameter value to a known value.

### **ORDImageExceptions.NULL\_CONTENT**

**Cause:** This exception is raised when the image is NULL.

**Action:** Do not specify a NULL image.

**ORDImageExceptions.NULL\_DESTINATION**

**Cause:** This exception is raised when the destination image is NULL.

**Action:** Pass an initialized destination image.

**ORDImageExceptions.NULL\_LOCAL\_DATA**

**Cause:** This exception is raised when source.localData is NULL.

**Action:** Initialize source.localData using an init method.

**ORDImageExceptions.NULL\_PROPERTIES\_DESCRIPTION**

**Cause:** This exception is raised when the description parameter to setProperties is not set.

**Action:** Set the description parameter if you are using a foreign image. Otherwise, do not pass the description parameter.

**ORDImageExceptions.NULL\_SOURCE**

**Cause:** This exception is raised when the value of the ORDImage.source attribute is NULL.

**Action:** Use an ORDImage object that was created with the ORDImage.init method (recommended). Or, set the ORDImage.source attribute to an ORDSource object that you initialized.

## H.4 ORDImageSIExceptions Exceptions

The following exceptions are associated with the Still Image objects:

**ORDImageSIExceptions.ILLEGAL\_HEIGHT\_WIDTH\_SPEC**

**Cause:** The height or width parameter is NULL or is a negative value.

**Action:** Specify a positive value for the input height and width parameters.

**ORDImageSIExceptions.NULL\_CONTENT**

**Cause:** The BLOB parameter was NULL.

**Action:** Specify a BLOB parameter that is not NULL.

**ORDImageSIExceptions.UNSUPPORTED\_IMAGE\_FORMAT**

**Cause:** The specified image format is not supported

**Action:** Invoke the method using a supported image format. Refer to the SI\_INFORMTN\_SCHEMA views and the Oracle Multimedia documentation for more information.

## H.5 ORDSourceExceptions Exceptions

The following exceptions are associated with the ORDSource object:

**ORDSourceExceptions.EMPTY\_SOURCE**

**Cause:** This exception is raised when the value of the local attribute is 1 or NULL (TRUE), but the value of the localData attribute is NULL.

**Action:** Pass an initialized source.

**ORDSourceExceptions.INCOMPLETE\_SOURCE\_INFORMATION**

**Cause:** This exception is raised when the source information is incomplete or the value of the srcType attribute is NULL and the local attribute is neither 1 nor NULL.



**Action:** Check your source information and set `srcType`, `srcLocation`, or `srcName` attributes as needed.

#### **ORDSourceExceptions.INCOMPLETE\_SOURCE\_LOCATION**

**Cause:** This exception is raised when the value of `srcLocation` is `NULL`.

**Action:** Check your source location and set the `srcLocation` attribute.

#### **ORDSourceExceptions.INCOMPLETE\_SOURCE\_NAME**

**Cause:** This exception is raised when the value of `srcName` is `NULL`.

**Action:** Check your source name and set the `srcName` attribute.

#### **ORDSourceExceptions.INVALID\_SOURCE\_TYPE**

**Cause:** This exception is raised when you call a `getBFile` method and the value of the `source.srcType` attribute is other than `file`.

**Action:** Ensure that the source type is `file`.

#### **ORDSourceExceptions.IO\_ERROR**

**Cause:** The Oracle Multimedia FILE source plug-in was unable to write the BLOB contents to the specified operating system file.

**Action:** Check that the file directory path exists and can be accessed by Oracle Database. Check that the correct Java file permissions have been granted to the Oracle user.

#### **ORDSourceExceptions.METHOD\_NOT\_SUPPORTED**

**Cause:** This exception is raised when the method called is not supported by the source plug-in being used.

**Action:** Call a supported method.

#### **ORDSourceExceptions.NULL\_SOURCE**

**Cause:** This exception is raised when the value of the `localData` attribute is `NULL`.

**Action:** Pass an initialized source.

#### **ORDSourceExceptions.SOURCE\_PLUGIN\_EXCEPTION**

**Cause:** This exception is raised when the source plug-in raises an exception.

**Action:** Refer to the Oracle Multimedia documentation for more information.

## **H.6 ORDVideoExceptions Exceptions**

The following exceptions are associated with the `ORDVideo` object:

#### **ORDVideoExceptions.DESCRPTION\_IS\_NOT\_SET**

**Cause:** This exception is raised when calling the `getDescription` method and the `description` attribute is not set.

**Action:** Set the `description` attribute.

#### **ORDVideoExceptions.INVALID\_MIME\_TYPE**

**Cause:** This exception is raised if the `mime` parameter value of the `setMimeType` method is `NULL`.

**Action:** Set the `MIME` parameter value to a known value.

#### **ORDVideoExceptions.LOCAL\_DATA\_SOURCE\_REQUIRED**

**Cause:** This exception is raised if the data source is external.

**Action:** Set the source information to a local source.

**ORDVideoExceptions.METHOD\_NOT\_SUPPORTED**

**Cause:** This exception is raised when the method called is not supported.

**Action:** Do not call this method.

**ORDVideoExceptions.NULL\_INPUT\_VALUE**

**Cause:** This exception is raised if either the knownWidth or knownHeight parameter values of the setFrameSize method is NULL.

**Action:** Set these parameters to known values.

**ORDVideoExceptions.NULL\_LOCAL\_DATA**

**Cause:** This exception is raised when source.localData is NULL.

**Action:** Initialize source.localData using an init method.

**ORDVideoExceptions.NULL\_SOURCE**

**Cause:** This exception is raised when the value of the ORDVideo.source attribute is NULL.

**Action:** Use an ORDVideo object that was created with the ORDVideo.init method (recommended). Or, set the ORDVideo.source attribute to an ORDSource object that you initialized.

**ORDVideoExceptions.VIDEO\_FORMAT\_IS\_NULL**

**Cause:** This exception is raised when calling the getFormat method and the format is NULL.

**Action:** Set the format for the video object to a known format.

**ORDVideoExceptions.VIDEO\_PLUGIN\_EXCEPTION**

**Cause:** This exception is raised when the video plug-in raises an exception.

**Action:** Refer to the Oracle Multimedia documentation for more information.

---

---

# SQL/MM Still Image

Oracle Multimedia contains the following information about object types that comply with the first edition of the ISO/IEC 13249-5:2001 SQL MM Part5:StillImage standard (commonly referred to as the SQL/MM Still Image standard):

- [SI\\_AverageColor Object Type](#) on page I-4  
Describes the average color feature of an image.
- [SI\\_Color Object Type](#) on page I-10  
Encapsulates color values of a digitized image.
- [SI\\_ColorHistogram Object Type](#) on page I-15  
Describes the relative frequencies of the colors exhibited by samples of an image.
- [SI\\_FeatureList Object Type](#) on page I-24  
Describes an image that is represented by a composite feature. The composite feature is based on up to four basic image features ([SI\\_AverageColor](#), [SI\\_ColorHistogram](#), [SI\\_PositionalColor](#), and [SI\\_Texture](#)) and their associated feature weights.
- [SI\\_PositionalColor Object Type](#) on page I-44  
Describes the positional color feature of an image. Assuming that an image is divided into  $n$  by  $m$  rectangles, the positional color feature characterizes an image by the  $n$  by  $m$  most significant colors of the rectangles.
- [SI\\_StillImage Object Type](#) on page I-49  
Represents digital images with inherent image characteristics such as height, width, format, and so on.
- [SI\\_Texture Object Type](#) on page I-70  
Describes the texture feature of the image characterized by the size of repeating items (coarseness), brightness variations (contrast), and predominant direction (directionality).

A public synonym with the corresponding object type name is created for each of these StillImage object types. Therefore, you do not need to specify the ORDSYS schema name when specifying a StillImage object type.

This chapter also includes the following topics:

- [SQL Functions and Procedures](#) on page I-3  
Provides an overview of how the SQL functions and procedures are presented in this guide, as well as how they are created.

---

- [Views](#) on page I-75

Describes the views in the `SL_INFORMTN_SCHEMA` that you can query for information about the supported image formats and implementation-defined values.

- [Internal Helper Types](#) on page I-77

Provides syntax for attributes that are `VARRAY` types.

See *Oracle Multimedia User's Guide* for a list of `ORDImage` features that are not available for `StillImage` objects because the SQL/MM Still Image standard does not specify them.

## SQL Functions and Procedures

For each Still Image constructor or method, there is an equivalent SQL function or procedure. Each function or procedure is presented with its equivalent constructor or method. Although the description, parameters, usage notes, and exceptions subsections frequently refer to the method, these subsections are also applicable to the equivalent SQL function or procedure.

All SQL functions and procedures are created as standalone functions in the ORDSYS schema with invoker rights. A public synonym with the corresponding function or procedure name is created for all SQL functions and procedures. Therefore, you do not need to specify the schema name when a function or procedure is called. For example:

Use `ORDSYS.SI_MkAvgClr(averageColor)` to make the call without the synonym.

Use `SI_MkAvgClr(averageColor)` to make the call with the synonym.

All database users can call these functions and procedures.

## SI\_AverageColor Object Type

The SI\_AverageColor object type describes the average color feature of an image. It is created in the ORDSYS schema with invoker rights. It is declared as an INSTANTIABLE and NOT FINAL type.

---

---

**Note:** Use the SI\_AverageColor object type constructors and method rather than accessing attributes directly to protect yourself from changes to the internal representation of the SI\_AverageColor object.

---

---

The AverageColor object type is defined as follows:

```
CREATE OR REPLACE TYPE SI_AverageColor
  AUTHID CURRENT_USER
  AS OBJECT
  (
-----
-- TYPE ATTRIBUTES
-----
SI_AverageColorSpec SI_Color,
-----
-- METHOD DECLARATION
-----
-- CONSTRUCTORS
--
CONSTRUCTOR FUNCTION SI_AverageColor
(sourceImage IN SI_StillImage)
RETURN SELF AS RESULT DETERMINISTIC,

CONSTRUCTOR FUNCTION SI_AverageColor
(SI_AverageColorSpec IN SI_Color)
  return SELF AS RESULT DETERMINISTIC,

-- Methods associated with the source attribute
MEMBER FUNCTION SI_Score
(image in SI_StillImage)
  RETURN DOUBLE PRECISION DETERMINISTIC
) INSTANTIABLE
  NOT FINAL;
/
```

where:

- SI\_AverageColorSpec: the average color of the object.

## SI\_AverageColor Constructors

This section describes the SI\_AverageColor object constructors, which are the following:

- [SI\\_AverageColor\(averageColorSpec\)](#) on page I-6
- [SI\\_AverageColor\(sourceImage\)](#) on page I-7

## SI\_AverageColor(averageColorSpec)

### Format

```
SI_AverageColor(averageColorSpec IN SI_Color)
RETURN SELF AS RESULT DETERMINISTIC;
```

### Format of Equivalent SQL Function

```
SI_MkAvgClr(avgClr IN SI_Color) RETURN SI_AverageColor DETERMINISTIC;
```

### Description

Constructs an SI\_AverageColor object. The SI\_AverageColorSpec attribute is initialized with the value of the specified color.

### Parameters

**averageColorSpec**

**avgClr**

The color used to construct an SI\_AverageColor object.

### Pragmas

None.

### Exceptions

None.

### Usage Notes

An error message is returned if one or more of the following conditions are true:

- The value of the specified averageColorSpec is NULL.
- The value of the specified averageColorSpec is not a valid SI\_Color value.

### Examples

None.



## SI\_AverageColor(sourceImage)

### Format

```
SI_AverageColor(sourceImage IN SI_StillImage)
RETURN SELF AS RESULT DETERMINISTIC;
```

### Format of Equivalent SQL Function

```
SI_FindAvgClr(sourceImage IN SI_StillImage) RETURN SI_AverageColor DETERMINISTIC;
```

### Description

Derives an SI\_AverageColor value from the specified image. The image is divided into  $n$  samples. Then, each component (red, green, blue) of all the samples is added separately and divided by the number of samples. This gives the values of the components of the specified image. The process by which SI\_AverageColor is determined can also be described by the following expression, where  $n$  is the number of samples:

$$\left( \frac{\sum_{i=1}^n \text{red value}}{n}, \frac{\sum_{i=1}^n \text{green value}}{n}, \frac{\sum_{i=1}^n \text{blue value}}{n} \right)$$

### Parameters

#### sourceImage

The image from which the average color feature is extracted.

### Pragmas

None.

### Exceptions

None.

### Usage Notes

An error is returned if one or more of the following conditions are true:

- The value of the specified image is NULL.
- The value of sourceImage.SI\_Content is NULL.
- The average color feature is not supported for the format of the specified image. This is determined by looking up the SI\_IMAGE\_FORMAT\_FEATURES view or SI\_IMAGE\_FRMT\_FTRS view.

### Examples

None.

## SI\_AverageColor Method

This section presents reference information on the SI\_AverageColor method used for image matching:

- [SI\\_Score\(\)](#) for [SI\\_AverageColor](#) on page I-9

## SI\_Score( ) for SI\_AverageColor

### Formats

```
SI_Score(image in SI_StillImage)
RETURN DOUBLE PRECISION DETERMINISTIC;
```

### Format of Equivalent SQL Function

```
SI_ScoreByAvgClr(feature IN SI_AverageColor, image IN SI_StillImage)
RETURN DOUBLE PRECISION DETERMINISTIC;
```

### Description

Determines and returns the score of the specified image as compared to the SI\_AverageColor object instance to which you apply the method. This method returns a DOUBLE PRECISION value between 0 and 100. A value of 0 indicates that the average color of the specified image and the SI\_AverageColor object instance are identical. A value of 100 indicates that average color of the specified image and the SI\_AverageColor object instance are completely different.

### Parameters

**image**

The image whose average color feature is compared with the SI\_AverageColor object instance to which you apply this method.

**feature**

An SI\_AverageColor value.

### Usage Notes

This method returns a NULL value if any of the following is true:

- The value of the SI\_AverageColor to which the method is applied is NULL.
- The value of the specified image is NULL.
- The value of image.content\_SI is NULL.
- The SI\_AverageColor feature is not supported for the specified image format.

### Pragmas

None.

### Exceptions

None.

### Examples

None.

## SI\_Color Object Type

The SI\_Color object type represents color values of a digitized image as an RGB color value. It is created in the ORDSYS schema with invoker rights. It is declared as an INSTANTIABLE and NOT FINAL type.

---

---

**Note:** Use the SI\_Color method rather than accessing attributes directly to protect yourself from changes to the internal representation of the SI\_Color object.

---

---

The SI\_Color object is defined as follows:

```
CREATE OR REPLACE TYPE SI_Color
  AUTHID CURRENT_USER
  AS OBJECT
  (
  -----
  -- TYPE ATTRIBUTES
  -----
  redValue    INTEGER,
  greenValue  INTEGER,
  blueValue   INTEGER,
  -----
  -- METHOD DECLARATION
  -----
  MEMBER PROCEDURE SI_RGBColor
    (redValue    IN INTEGER,
     greenValue  IN INTEGER,
     blueValue   IN INTEGER)
  ) INSTANTIABLE
  NOT FINAL;
```

where:

- redValue: the integer value of the red component of the RGB color value.
- greenValue: the integer value of the green component of the RGB color value.
- blueValue: the integer value of the blue component of the RGB color value.

## **SI\_Color Constructor**

---

Only a system-default constructor is provided for the SI\_Color object.

## SI\_Color Method

This section presents reference information on the SI\_Color method used for constructing an SI\_Color object using RGB color values:

- [SI\\_RGBColor\(\)](#) on page I-13

## SI\_RGBColor()

### Format

```
SI_RGBColor(redValue IN INTEGER,  
            greenValue IN INTEGER,  
            blueValue IN INTEGER);
```

### Format of Equivalent SQL Function

```
SI_MkRGBClr(redValue IN INTEGER,  
            greenValue IN INTEGER,  
            blueValue IN INTEGER)  
  
RETURN SI_Color;
```

### Description

Constructs an `SI_Color` object in the RGB color space using the specified red, blue, and green values.

### Parameters

**redValue**

An integer value between 0 and 255.

**greenValue**

An integer value between 0 and 255.

**blueValue**

An integer value between 0 and 255.

### Usage Notes

- You must call the system default constructor and specify NULL values, then call the `SI_RGBColor` method to set the RGB values. This two-step process is required because:
  - The SQL/MM standard does not specify an object constructor for this type, therefore, the need to use the system default constructor.
  - The default constructor does not perform any argument validation. By calling the `SI_RGBColor` method, specified values will be validated before assigning them to the color attributes.
- An error is returned if any of the specified values is NULL or if any of the specified values is not between 0 and 255.

### Pragmas

None.

### Exceptions

None.

## Examples

None.



## SI\_ColorHistogram Object Type

The SI\_ColorHistogram object represents the color histogram image feature. It describes the relative frequencies of the colors exhibited by samples of an image. It is created in the ORDSYS schema with invoker rights. It is declared as an INSTANTIABLE and NOT FINAL type. This object type is defined as follows. (See [Internal Helper Types](#) on page I-77 for the colorsList and colorFrequenciesList attribute syntax.)

---



---

**Note:** Use the SI\_ColorHistogram constructors and methods rather than accessing attributes directly to protect yourself from changes to the internal representation of the SI\_ColorHistogram object.

---



---

The SI\_ColorHistogram object is defined as follows:

```
CREATE OR REPLACE TYPE SI_ColorHistogram
  AUTHID CURRENT_USER
  AS OBJECT
  (
-----
-- TYPE ATTRIBUTES
-----
SI_ColorsList      colorsList,
SI_FrequenciesList colorFrequenciesList,
-----
-- METHOD DECLARATION
-----
-- CONSTRUCTORS
CONSTRUCTOR FUNCTION SI_ColorHistogram
  (sourceImage IN SI_StillImage)
  RETURN SELF AS RESULT DETERMINISTIC,
CONSTRUCTOR FUNCTION SI_ColorHistogram
  (firstColor IN SI_Color,
   frequency  IN DOUBLE PRECISION)
  RETURN SELF AS RESULT DETERMINISTIC,
CONSTRUCTOR FUNCTION SI_ColorHistogram
  (SI_ColorsList      IN colorsList,
   SI_FrequenciesList IN colorFrequenciesList)
  RETURN SELF AS RESULT DETERMINISTIC,
MEMBER PROCEDURE SI_Append
  (color      IN SI_Color,
   frequency  IN DOUBLE PRECISION),
MEMBER FUNCTION SI_Score
  (image      IN SI_StillImage)
RETURN DOUBLE PRECISION DETERMINISTIC
) INSTANTIABLE
  NOT FINAL;
/
```

where:

- SI\_ColorsList: array of the SI\_Color object type that represents the color values of the image.

- **SI\_FrequenciesList**: array of the **colorFrequencies** attribute that represents the color frequencies of the image. Its values range from 0 to 100. Each array element represents the frequency of the corresponding color in the **SI\_ColorsList** array.

## SI\_ColorHistogram Constructors

This section describes the SI\_ColorHistogram object constructors, which are the following:

- [SI\\_ColorHistogram\(colors, frequencies\)](#) on page I-18
- [SI\\_ColorHistogram\(firstColor, frequency\)](#) on page I-19
- [SI\\_ColorHistogram\(sourceImage\)](#) on page I-20

## SI\_ColorHistogram(colors, frequencies)

### Format

```
SI_ColorHistogram(SI_ColorsList IN colorsList,  
                  SI_FrequenciesList IN colorFrequenciesList)  
RETURN SELF AS RESULT DETERMINISTIC;
```

### Description

Constructs an SI\_ColorHistogram object. The following attributes are initialized:

- The SI\_ColorsList array attribute is initialized with the value of the specified colors.
- The SI\_FrequenciesList array attribute is initialized with the value of the specified frequencies.

See [Internal Helper Types](#) on page I-77 for the SI\_ColorsList and colorFrequenciesList attribute syntax.

### Pragmas

None.

### Format of Equivalent SQL Function

```
SI_ArrayClrHstgr(colors IN SI_ColorsList,  
                 frequencies IN colorFrequenciesList),  
RETURN SI_ColorHistogram DETERMINISTIC;
```

### Parameters

#### **SI\_ColorsList** **colors**

An array of colors with a maximum size of SI\_MaxHistogramLength. Query the SI\_VALUES view in SI\_INFORMTN\_SCHEMA for the value of SI\_MaxHistogramLength.

#### **SI\_FrequenciesList** **frequencies**

An array of color frequencies with a maximum size of SI\_MaxHistogramLength.

### Exceptions

None.

### Usage Notes

An error is returned if any one of the following conditions is true:

- Any one of the specified values is NULL.
- Any one of the specified frequency values is less than 0 or greater than 100.

### Examples

None.

## SI\_ColorHistogram(firstColor, frequency)

### Format

```
SI_ColorHistogram(firstColor IN SI_Color,
                  frequency IN DOUBLE PRECISION)
RETURN SELF AS RESULT DETERMINISTIC;
```

### Format of the Equivalent SQL Function

```
SI_MkClrHstgr(firstColor IN SI_Color, frequency IN DOUBLE PRECISION)
RETURN SI_ColorHistogram DETERMINISTIC;
```

### Description

Creates a single color/frequency pair in an SI\_ColorHistogram object. The following attributes are initialized:

- The SI\_ColorsList array attribute is initialized with the value of the specified firstColor.
- The SI\_FrequenciesList array attribute is initialized with the value of the specified frequency.

### Parameters

#### firstColor

A color value of SI\_ColorHistogram.

#### frequency

The frequency value of SI\_ColorHistogram for the firstColor parameter.

### Pragmas

None.

### Exceptions

None.

### Usage Notes

An error is returned if any of the following conditions is true:

- Any one of the specified values is NULL.
- The frequency specified is less than 0 or greater than 100.

### Examples

None.

## SI\_ColorHistogram(sourceImage)

### Format

```
SI_ColorHistogram(sourceImage IN SI_StillImage)
RETURN SELF AS RESULT DETERMINISTIC;
```

### Format of Equivalent SQL Function

```
SI_FindClrHstgr (sourceImage IN SI_StillImage)
RETURN SI_ColorHistogram DETERMINISTIC;
```

### Description

Extracts a color histogram from the specified image. The following attributes are initialized:

- The `SI_ColorsList` attribute is initialized with the color values derived from the specified image.
- The `SI_FrequenciesList` attribute is initialized with the frequencies derived from the specified image.

### Parameters

**sourceImage**

The image from which the color histogram is extracted.

### Pragmas

None.

### Exceptions

None.

### Usage Notes

An error is returned if any of the following conditions is true:

- The value of the specified image is `NULL`.
- The value of `sourceImage.SI_Content` is `NULL`.
- The color histogram feature is not supported for this image format.

To determine whether or not the color histogram feature is supported for a given image format, query the `SI_IMAGE_FORMAT_FEATURES` view or `SI_IMAGE_FRMT_FTRS` view.

### Examples

None.

## SI\_ColorHistogram Methods

This section presents reference information on the SI\_ColorHistogram methods used for color histogram construction and image matching, which are the following:

- [SI\\_Append\(\)](#) on page I-22
- [SI\\_Score\(\)](#) for [SI\\_ColorHistogram](#) on page I-23

## SI\_Append( )

### Format

```
SI_Append(color    IN SI_Color,  
          frequency IN DOUBLE PRECISION);
```

### Format of Equivalent SQL Procedure

```
SI_AppendClrHstgr(feature  IN OUT NOCOPY SI_ColorHistogram,  
                  color    IN SI_Color,  
                  frequency IN DOUBLE PRECISION);
```

### Description

Extends a specified SI\_ColorHistogram value by a color/frequency pair.

### Parameters

**color**

The color value to be added to the histogram.

**frequency**

The corresponding frequency value of the specified color that is to be added to the histogram.

**feature**

The color histogram to which the color and frequency values are appended.

### Usage Notes

An error is returned if any one of the following conditions is true:

- Any of the specified values is NULL.
- The frequency is less than 0 or greater than 100.
- The attribute SI\_ColorsList already has SI\_MaxHistogramLength elements.

### Pragmas

None.

### Exceptions

None.

### Examples

None.



## SI\_Score( ) for SI\_ColorHistogram

### Format

```
SI_Score(image IN SI_StillImage)
RETURN DOUBLE PRECISION DETERMINISTIC;
```

### Format of Equivalent SQL Function

```
SI_ScoreByClrHstgr(feature IN SI_ColorHistogram,
                    image IN SI_StillImage) RETURN DOUBLE PRECISION DETERMINISTIC;
```

### Description

Determines and returns the score of the color histogram of the specified image as compared to the SI\_ColorHistogram object instance to which you apply this method. This method returns a DOUBLE PRECISION value between 0 and 100. A value of 0 means that the color histogram of the specified image and the SI\_ColorHistogram object instance are identical. A value of 100 indicates that the color histogram of the specified image and the SI\_ColorHistogram object instance are completely different. A NULL value is returned if any one of the following is true:

- The value of the SI\_ColorHistogram object instance is NULL.
- The value of the specified image is NULL.
- The value of image.SI\_Content is NULL.
- The value of the color histogram feature is not supported for the format of the specified image.

### Parameters

**image**

The image whose color histogram feature is extracted and used for comparison.

**feature**

The histogram to be compared with the color histogram of the specified image.

### Usage Notes

None.

### Pragmas

None.

### Exceptions

None.

### Examples

None.

## SI\_FeatureList Object Type

A composite feature that contains up to four different basic features and their associated feature weights. A weight value specifies the importance given to a particular feature during image matching. Each weight value can have a value from 0.0 and 1.0. A feature weight value of 0.0 indicates that the feature is not considered for image matching. This object type is created in the ORDSYS schema with invoker rights. It is declared as an INSTANTIABLE and NOT FINAL type.

---



---

**Note:** Use the SI\_FeatureList constructor and methods rather than accessing attributes directly to protect yourself from changes to the internal representation of the SI\_FeatureList object.

---



---

The SI\_FeatureList object type is defined as follows:

```
CREATE OR REPLACE TYPE SI_FeatureList
  AUTHID CURRENT_USER
  AS OBJECT
  (
    --attributes
    AvgClrFtr_SI          SI_AverageColor,
    AvgClrFtrWght_SI     DOUBLE PRECISION,
    ClrHstgrFtr_SI      SI_ColorHistogram,
    ClrHstgrFtrWght_SI  DOUBLE PRECISION,
    PstnlClrFtr_SI      SI_PositionalColor,
    PstnlClrFtrWght_SI  DOUBLE PRECISION,
    TextureFtr_SI       SI_Texture,
    TextureFtrWght_SI   DOUBLE PRECISION,
    --
    --
    --Methods
    CONSTRUCTOR FUNCTION SI_FeatureList
      (AvgClrFtr_SI          IN SI_AverageColor,
       AvgClrFtrWght_SI     IN DOUBLE PRECISION,
       ClrHstgrFtr_SI      IN SI_ColorHistogram,
       ClrHstgrFtrWght_SI  IN DOUBLE PRECISION,
       PstnlClrFtr_SI      IN SI_PositionalColor,
       PstnlClrFtrWght_SI  IN DOUBLE PRECISION,
       TextureFtr_SI       IN SI_Texture,
       TextureFtrWght_SI   IN DOUBLE PRECISION)
      return SELF AS RESULT DETERMINISTIC,
    --
    --
    MEMBER PROCEDURE SI_SetFeature
      (averageColorFeature  IN SI_AverageColor,
       averageColorFeatureWeight  IN DOUBLE PRECISION),
    --
    MEMBER PROCEDURE SI_SetFeature
      (colorHistogramFeature  IN SI_ColorHistogram,
       colorHistogramFeatureWeight  IN DOUBLE PRECISION),
    --
    MEMBER PROCEDURE SI_SetFeature
      (positionalColorFeature  IN SI_PositionalColor,
       positionalColorFeatureWeight  IN DOUBLE PRECISION),
    --
    MEMBER PROCEDURE SI_SetFeature
```

```

(textureFeature          IN SI_Texture,
 textureFeatureWeight   IN DOUBLE PRECISION),
--
MEMBER FUNCTION SI_Score
(image IN SI_StillImage)
RETURN DOUBLE PRECISION DETERMINISTIC,
--
MEMBER FUNCTION SI_AvgClrFtr( )
RETURN SI_AverageColor DETERMINISTIC,
PRAGMA RESTRICT_REFERENCES(SI_AvgClrFtr, WNDS, WNPS, RNDS, RNPS),
--
MEMBER FUNCTION SI_AvgClrFtrWght( )
RETURN DOUBLE PRECISION DETERMINISTIC,
PRAGMA RESTRICT_REFERENCES(SI_AvgClrFtrWght, WNDS, WNPS, RNDS, RNPS),
--
MEMBER FUNCTION SI_ClrHstgrFtr( )
RETURN SI_ColorHistogram DETERMINISTIC,
PRAGMA RESTRICT_REFERENCES(SI_ClrHstgrFtr, WNDS, WNPS, RNDS, RNPS),
--
MEMBER FUNCTION SI_ClrHstgrFtrWght( )
RETURN DOUBLE PRECISION DETERMINISTIC,
PRAGMA RESTRICT_REFERENCES(SI_ClrHstgrFtrWght, WNDS, WNPS, RNDS, RNPS),
--
MEMBER FUNCTION SI_PstnlClrFtr( )
RETURN SI_PositionalColor DETERMINISTIC,
PRAGMA RESTRICT_REFERENCES(SI_PstnlClrFtr, WNDS, WNPS, RNDS, RNPS),
--
MEMBER FUNCTION SI_PstnlClrFtrWght( )
RETURN DOUBLE PRECISION DETERMINISTIC,
PRAGMA RESTRICT_REFERENCES(SI_PstnlClrFtrWght, WNDS, WNPS, RNDS, RNPS),
--
MEMBER FUNCTION SI_TextureFtr( )
RETURN SI_Texture DETERMINISTIC,
PRAGMA RESTRICT_REFERENCES(SI_TextureFtr, WNDS, WNPS, RNDS, RNPS),
--
MEMBER FUNCTION SI_TextureFtrWght( )
RETURN DOUBLE PRECISION DETERMINISTIC,
PRAGMA RESTRICT_REFERENCES(SI_TextureFtrWght, WNDS, WNPS, RNDS, RNPS)
--
)
INSTANTIABLE
NOT FINAL;
/

```

where:

- AvgClrFtr\_SI: average color.
- AvgClrFtrWght\_SI: average color feature weight with a default value of 0.0.
- ClrHstgrFtr\_SI: color histogram.
- ClrHstgrFtrWght\_SI: color histogram weight with a default value of 0.0.
- PstnlClrFtr\_SI: positional color.
- PstnlClrFtrWght\_SI: positional color weight with a default value of 0.0.
- TextureFtr\_SI: texture.
- TextureFtrWght\_SI: texture weight with a default value of 0.0.

## SI\_FeatureList Constructor

This section describes the SI\_FeatureList constructor.

The SI\_FeatureList constructor is as follows:

- [SI\\_FeatureList\(\)](#) on page I-27

## SI\_FeatureList( )

### Format

```
SI_FeatureList((AvgClrFtr_SI          IN SI_AverageColor,
                AvgClrFtrWght_SI     IN DOUBLE PRECISION,
                ClrHstgrFtr_SI       IN SI_ColorHistogram,
                ClrHstgrFtrWght_SI    IN DOUBLE PRECISION,
                PstnlClrFtr_SI       IN SI_PositionalColor,
                PstnlClrFtrWght_SI    IN DOUBLE PRECISION,
                TextureFtr_SI        IN SI_Texture,
                TextureFtrWght_SI     IN DOUBLE PRECISION)
```

### Format of Equivalent SQL Function

```
SI_MkFtrList(averageColorFeature    IN SI_AverageColor,
              averageColorFeatureWeight IN DOUBLE PRECISION,
              colorHistogramFeature   IN SI_ColorHistogram,
              colorHistogramFeatureWeight IN DOUBLE PRECISION,
              positionalColorFeature   IN SI_PositionalColor,
              positionalColorFeatureWeight IN DOUBLE PRECISION,
              textureFeature           IN SI_Texture,
              textureFeatureWeight     IN DOUBLE PRECISION)

RETURN SI_FeatureList;
```

### Description

Constructs an SI\_FeatureList object. All the feature and feature weight attributes are set to the corresponding values of the input parameters.

### Parameters

#### **AvgClrFtr\_SI**

#### **averageColorFeature**

The average color of SI\_FeatureList.

#### **AvgClrFtrWght\_SI**

#### **averageColorFeatureWeight**

The average color weight of SI\_FeatureList. The default value is 0.0. The weight value can range from 0.0 to 1.0. A value of 0.0 indicates that the feature should not be considered during image matching.

#### **ClrHstgrFtr\_SI**

#### **colorHistogramFeature**

The color histogram of SI\_FeatureList.

**ClrHstgrFtrWght\_SI**  
**colorHistogramFeatureWeight**

The color histogram weight of SI\_FeatureList. The default value is 0.0. The weight value can range from 0.0 to 1.0. A value of 0.0 indicates that the feature should not be considered during image matching.

**PstnlClrFtr\_SI**  
**positionalColorFeature**

The positional color of SI\_FeatureList.

**PstnlClrFtrWght\_SI**  
**positionalColorFeatureWeight**

The positional color weight of SI\_FeatureList. The default value is 0.0. The weight value can range from 0.0 to 1.0. A value of 0.0 indicates that the feature should not be considered during image matching.

**TextureFtr\_SI**  
**textureFeature**

The texture of SI\_FeatureList.

**TextureFtrWght\_SI**  
**textureFeatureWeight**

The texture weight of SI\_FeatureList. The default value is 0.0. The weight value can range from 0.0 to 1.0. A value of 0.0 indicates that the feature should not be considered during image matching.

**Pragmas**

None.

**Exceptions**

None.

**Usage Notes**

An error is returned if any of the following conditions is true:

- The AvgClrFtr\_SI attribute is not a NULL value and the AvgClrFtrWght\_SI attribute value is NULL or less than zero.
- The ClrHstgrFtr\_SI attribute is not a NULL value and the ClrHstgrFtrWght\_SI attribute value is NULL or less than zero.
- The PstnlClrFtr\_SI attribute is not a NULL value and the PstnlClrFtrWght\_SI attribute value is NULL or less than zero.
- The TextureFtr\_SI attribute is not a NULL value and the TextureFtrWght\_SI attribute value is NULL or less than zero.

**Examples**

None.

## SI\_FeatureList Methods

This section presents reference information on the SI\_FeatureList methods used for image matching, which are the following:

- [SI\\_AvgClrFtr\(\)](#) on page I-30
- [SI\\_AvgClrFtrWght\(\)](#) on page I-31
- [SI\\_ClrHstgrFtr\(\)](#) on page I-32
- [SI\\_ClrHstgrFtrWght\(\)](#) on page I-33
- [SI\\_PstnlClrFtr\(\)](#) on page I-34
- [SI\\_PstnlClrFtrWght\(\)](#) on page I-35
- [SI\\_Score\(\)](#) for [SI\\_FeatureList](#) on page I-36
- [SI\\_SetFeature\(averageColorFeature, averageColorFeatureWeight\)](#) on page I-38
- [SI\\_SetFeature\(colorHistogramFeature, colorHistogramFeatureWeight\)](#) on page I-39
- [SI\\_SetFeature\(positionalColorFeature, positionalColorFeatureWeight\)](#) on page I-40
- [SI\\_SetFeature\(textureFeature, textureFeatureWeight\)](#) on page I-41
- [SI\\_TextureFtr\(\)](#) on page I-42
- [SI\\_TextureFtrWght\(\)](#) on page I-43

## SI\_AvgClrFtr( )

### Format

```
SI_AvgClrFtr( )  
RETURN SI_AverageColor DETERMINISTIC;
```

### Format of Equivalent SQL Function

```
SI_GetAvgClrFtr(featureList IN SI_FeatureList)  
RETURN SI_AverageColor DETERMINISTIC;
```

### Description

Returns the value of the AvgClrFtr\_SI attribute of the specified SI\_FeatureList object.

### Parameters

**featureList**  
The SI\_FeatureList object for which you want the AvgClrFtr\_SI attribute returned.

### Usage Notes

None.

### Method Pragmas

```
PRAGMA RESTRICT_REFERENCES(SI_AvgClrFtr, WNDS, WNPS, RNDS, RNPS)
```

### Function Pragmas

```
PRAGMA RESTRICT_REFERENCES(SI_GetAvgClrFtr, WNDS, WNPS, RNDS, RNPS)
```

### Exceptions

None.

### Examples

None.



## SI\_AvgClrFtrWght( )

### Format

```
SI_AvgClrFtrWght( )  
RETURN DOUBLE PRECISION DETERMINISTIC;
```

### Format of Equivalent SQL Function

```
SI_GetAvgClrFtrW(featureList IN SI_FeatureList)  
RETURN DOUBLE PRECISION DETERMINISTIC;
```

### Description

Returns the value of the AvgClrFtrWght\_SI attribute of the specified SI\_FeatureList object.

### Parameters

**featureList**

The SI\_FeatureList object for which you want the AvgClrFtrWght\_SI attribute returned.

### Usage Notes

None.

### Method Pragmas

```
PRAGMA RESTRICT_REFERENCES(SI_AvgClrFtrWght, WNDS, WNPS, RNDS,  
RNPS)
```

### Function Pragmas

```
PRAGMA RESTRICT_REFERENCES(SI_GetAvgClrFtrW, WNDS, WNPS, RNDS,  
RNPS)
```

### Exceptions

None.

### Examples

None.

## SI\_ClrHstgrFtr( )

### Format

```
SI_ClrHstgrFtr( )  
RETURN SI_ColorHistogram DETERMINISTIC;
```

### Format of Equivalent SQL Function

```
SI_GetClrHstgrFtr(featureList IN SI_FeatureList)  
RETURN SI_ColorHistogram DETERMINISTIC;
```

### Description

Returns the value of the ClrHstgrFtr\_SI attribute of the specified SI\_FeatureList object.

### Parameters

**featureList**  
The SI\_FeatureList object for which you want the ColorHistogram\_SI attribute returned.

### Usage Notes

None.

### Method Pragmas

```
PRAGMA RESTRICT_REFERENCES(SI_ClrHstgrFtr, WNDS, WNPS, RNDS, RNPS)
```

### Function Pragmas

```
PRAGMA RESTRICT_REFERENCES(SI_GetClrHstgrFtr, WNDS, WNPS, RNDS,  
RNPS)
```

### Exceptions

None.

### Examples

None.

## SI\_ClrHstgrFtrWght( )

### Format

```
SI_ClrHstgrFtrWght( )  
RETURN DOUBLE PRECISION DETERMINISTIC;
```

### Format of Equivalent SQL Function

```
SI_GetClrHstgrFtrW(featureList IN SI_FeatureList)  
RETURN DOUBLE PRECISION DETERMINISTIC;
```

### Description

Returns the value of the ClrHstgrFtrWght\_SI attribute of the specified SI\_FeatureList object.

### Parameters

**featureList**  
The SI\_FeatureList object for which you want the ClrHstgrFtrWght\_SI attribute returned.

### Usage Notes

None.

### Method Pragmas

```
PRAGMA RESTRICT_REFERENCES(SI_ClrHstgrFtrWght, WNDS, WNPS, RNDS,  
RNPS)
```

### Function Pragmas

```
PRAGMA RESTRICT_REFERENCES(SI_GetClrHstgrFtrW, WNDS, WNPS, RNDS,  
RNPS)
```

### Exceptions

None.

### Examples

None.

## SI\_PstnlClrFtr( )

### Format

```
SI_PstnlClrFtr( )  
RETURN SI_PositionalColor DETERMINISTIC;
```

### Format of Equivalent SQL Function

```
SI_GetPstnlClrFtr(featureList IN SI_FeatureList)  
RETURN SI_PositionalColor DETERMINISTIC;
```

### Description

Returns the value of the PstnlClrFtr\_SI attribute of the specified SI\_FeatureList object.

### Parameters

**featureList**  
The SI\_FeatureList object for which you want the PstnlClrFtr\_SI attribute returned.

### Usage Notes

None.

### Method Pragmas

```
PRAGMA RESTRICT_REFERENCES(SI_PstnlClrFtr, WNDS, WNPS, RNDS, RNPS)
```

### Function Pragmas

```
PRAGMA RESTRICT_REFERENCES(SI_GetPstnlClrFtr, WNDS, WNPS, RNDS, RNPS)
```

### Exceptions

None.

### Examples

None.

## SI\_PstnlClrFtrWght( )

### Format

```
SI_PstnlClrFtrWght( )  
RETURN DOUBLE PRECISION DETERMINISTIC;
```

### Format of Equivalent SQL Function

```
SI_GetPstnlClrFtrW(featureList IN SI_FeatureList)  
RETURN DOUBLE PRECISION DETERMINISTIC;
```

### Description

Returns the value of the PstnlClrFtrWght\_SI attribute of the specified SI\_FeatureList object.

### Parameters

**featureList**

The SI\_FeatureList object for which you want the PstnlClrFtrWght\_SI attribute returned.

### Usage Notes

None.

### Method Pragmas

```
PRAGMA RESTRICT_REFERENCES(SI_PstnlClrFtrWght, WNDS, WNPS, RNDS,  
RNPS)
```

### Function Pragmas

```
PRAGMA RESTRICT_REFERENCES(SI_GetPstnlClrFtrW, WNDS, WNPS, RNDS,  
RNPS)
```

### Exceptions

None.

### Examples

None.

## SI\_Score( ) for SI\_FeatureList

### Format

```
SI_Score(image IN SI_StillImage)
RETURN DOUBLE PRECISION DETERMINISTIC;
```

### Format of Equivalent SQL Function

```
SI_ScoreByFtrList(featureList IN SI_FeatureList,
                  image IN SI_StillImage)
RETURN DOUBLE PRECISION DETERMINISTIC;
```

### Description

Determines and returns the score of a specified image to a given SI\_FeatureList value. The lower the returned score value, the better the image is characterized by the SI\_FeatureList object used for scoring the image. The return score value is computed as follows:

Let  $n$  be the number of non-NULL feature attributes of the FeatureList object to which you are applying the method. For  $i$  ranging from 1 to  $n$ , let  $f_i$  be the feature attribute and  $W_i$  be the value of the corresponding feature weight. The result is the sum of  $f_i \cdot SI\_Score(image) * W_i$  divided by the sum of  $W_i$ . The process by which the score value is determined can also be described by the following expression:

$$\frac{\sum_{i=1}^n f_i \cdot SI\_SCORE(image) * W_i}{\sum_{i=1}^n W_i}$$

A DOUBLE PRECISION value between 0 and 100 is returned. A value of 0 means that the image is identical to the feature list object. A value of 100 means that the image is completely different from the feature list object.

### Parameters

#### featureList

The SI\_FeatureList object to which the image will be compared.

#### image

The image whose features are extracted and compared with the specified SI\_FeatureList object to get a score value.

### Usage Notes

This method returns a NULL value if any of the following conditions is true:

- The feature list to which this method is applied is a NULL value.
- The value of the specified image is NULL.
- The values of AvgClrFtr\_SI, ClrHstgrFtr\_SI, PstnlClrFtr\_SI, and TextureFtr\_SI are all NULL.

- The sum of all the feature weights, AvgClrFtrWght\_SI, ClrHstgrFtrWght\_SI, PstnlClrFtrWght\_SI, and TextureFtrWght\_SI is 0.

**Pragmas**

None.

**Exceptions**

None.

**Examples**

None.

## SI\_SetFeature(averageColorFeature, averageColorFeatureWeight)

### Format

```
SI_SetFeature(averageColorFeature      IN SI_AverageColor,  
              averageColorFeatureWeight IN DOUBLE PRECISION);
```

### Format of Equivalent SQL Procedure

```
SI_SetAvgClrFtr (featureList IN OUT NOCOPY SI_FeatureList,  
                averageColorFeature      IN SI_AverageColor,  
                averageColorFeatureWeight IN DOUBLE PRECISION);
```

### Description

Modifies the `SI_AvgClrFtr` and `SI_AvgClrFtrWght` attributes in the specified `SI_FeatureList` object.

### Parameters

**averageColorFeature**

The new average color value.

**averageColorFeatureWeight**

The new average color weight.

**featureList**

The `SI_FeatureList` object for which you want to update the `averageColorFeature` and `averageColorFeatureWeight` values.

### Usage Notes

- If the value of the `averageColorFeature` parameter is `NULL`, then the attribute `AvgClrFtrWght_SI` is set to zero and the value of the `averageColorFeatureWeight` parameter is disregarded.
- An error is returned if the value of the `averageColorFeature` parameter is not a `NULL` value and the corresponding `averageColorFeatureWeight` parameter value is `NULL` or less than zero.

### Pragmas

None.

### Exceptions

None.

### Examples

None.



## SI\_SetFeature(colorHistogramFeature, colorHistogramFeatureWeight)

### Format

```
SI_SetFeature(colorHistogramFeature      IN SI_ColorHistogram,
              colorHistogramFeatureWeight IN DOUBLE PRECISION);
```

### Format of Equivalent SQL Procedure

```
SI_SetClrHstgrFtr (featureList IN OUT NOCOPY SI_FeatureList,
                  colorHistogramFeature      IN SI_ColorHistogram,
                  colorHistogramFeatureWeight IN DOUBLE PRECISION);
```

### Description

Modifies the ClrHstgrFtr\_SI attribute and ClrHstgrFtrWght\_SI attribute in the specified SI\_FeatureList object.

### Parameters

#### **colorHistogramFeature**

The new color histogram value.

#### **colorHistogramFeatureWeight**

The new color histogram weight value.

#### **featureList**

The SI\_FeatureList object for which you want to update the colorHistogram and colorHistogramFeatureWeight attribute values.

### Usage Notes

- If the value of the colorHistogramFeature parameter is NULL, then the attribute ClrHstgrFtrWght\_SI is set to zero and the value of the colorHistogramFeatureWeight parameter is disregarded.
- An error is returned if the value of the colorHistogramFeature parameter is not a NULL value and the corresponding colorHistogramFeatureWeight parameter value is NULL or less than zero.

### Pragmas

None.

### Exceptions

None.

### Examples

None.

## SI\_SetFeature(positionalColorFeature, positionalColorFeatureWeight)

### Format

```
SI_SetFeature(positionalColorFeature      IN SI_PositionalColor,  
              positionalColorFeatureWeight IN DOUBLE PRECISION);
```

### Format of Equivalent SQL Procedure

```
SI_SetPstnlClrFtr(featureList IN OUT NOCOPY SI_FeatureList,  
                  positionalColorFeature      IN SI_PositionalColor,  
                  positionalColorFeatureWeight IN DOUBLE PRECISION);
```

### Description

Modifies the PstnlClrFtr\_SI and the PstnlClrFtrWght\_SI attributes in the specified SI\_FeatureList object.

### Parameters

**positionalColorFeature**

The new positional color value.

**positionalColorFeatureWeight**

The new positional color weight value.

**featureList**

The SI\_FeatureList object for which you want to update the positionalColor and positionalColorFeatureWeight attributes.

### Usage Notes

- If the value of the positionalColorFeature parameter is NULL, the attribute PstnlClrFtrWght\_SI is set to zero and the value of the positionalColorFeatureWeight parameter is disregarded.
- An error is returned if the value of the positionalColorFeature parameter is not NULL and the positionalColorFeatureWeight parameter value is NULL or less than zero.

### Pragmas

None.

### Exceptions

None.

### Examples

None.

## SI\_SetFeature(textureFeature, textureFeatureWeight)

### Format

```
SI_SetFeature(textureFeature      IN SI_Texture,
              textureFeatureWeight IN DOUBLE PRECISION);
```

### Format of Equivalent SQL Procedure

```
SI_SetTextureFtr(featureList      IN OUT NOCOPY SI_FeatureList,
                 textureFeature    IN SI_Texture,
                 textureFeatureWeight IN DOUBLE PRECISION);
```

### Description

Modifies the TextureFtr\_SI attribute and TextureFtrWght\_SI attribute in the specified SI\_FeatureList object.

### Parameters

#### **textureFeature**

The new texture value.

#### **textureFeatureWeight**

The new texture weight value.

#### **featureList**

The SI\_FeatureList object for which you want to update the textureFeature and textureFeatureWeight attributes.

### Usage Notes

- If the value of the textureFeature parameter is a NULL value and the attribute TextureFtrWght\_SI is set to zero, then the value of the textureFeatureWeight parameter is disregarded.
- An error is returned if the value of the textureFeature parameter is NULL and the textureFeatureWeight parameter value is NULL or less than zero.

### Pragmas

None.

### Exceptions

None.

### Examples

None.

## SI\_TextureFtr()

### Format

```
SI_TextureFtr(  
RETURN SI_Texture DETERMINISTIC;
```

### Format of Equivalent SQL Function

```
SI_GetTextureFtr (featureList IN SI_FeatureList)  
RETURN SI_Texture DETERMINISTIC;
```

### Description

Returns the value of the TextureFtr\_SI attribute of the specified SI\_FeatureList object.

### Parameters

**featureList**  
The SI\_FeatureList object for which you want the TextureFtr\_SI attribute returned.

### Usage Notes

None.

### Method Pragmas

```
PRAGMA RESTRICT_REFERENCES(SI_TextureFtr, WNDS, WNPS, RNDS, RNPS)
```

### Function Pragmas

```
PRAGMA RESTRICT_REFERENCES(SI_GetTextureFtr, WNDS, WNPS, RNDS, RNPS)
```

### Exceptions

None.

### Examples

None.

## SI\_TextureFtrWght( )

### Format

```
SI_TextureFtrWght( )  
RETURN DOUBLE PRECISION DETERMINISTIC;
```

### Format of Equivalent SQL Function

```
SI_GetTextureFtrW(featureList in SI_FeatureList)  
RETURN DOUBLE PRECISION DETERMINISTIC;
```

### Description

Returns the value of the TextureFtrWght\_SI attribute of the specified SI\_FeatureList object.

### Parameters

**featureList**

The SI\_FeatureList object for which you want the TextureFtrWght\_SI attribute returned.

### Usage Notes

None.

### Method Pragmas

```
PRAGMA RESTRICT_REFERENCES(SI_TextureFtrWght, WNDS, WNPS, RNDS,  
RNPS)
```

### Function Pragmas

```
PRAGMA RESTRICT_REFERENCES(SI_GetTextureFtrW, WNDS, WNPS, RNDS,  
RNPS)
```

### Exceptions

None.

### Examples

None.

## SI\_PositionalColor Object Type

The SI\_PositionalColor object represents the most significant color positions of an image. If an image is divided into  $n$  by  $m$  rectangles, positional color is a feature that characterizes the image by the  $n$  by  $m$  most significant colors of the rectangles. This object type is created in the ORDSYS schema with invoker rights. It is declared as an INSTANTIABLE and NOT FINAL type. (See [Internal Helper Types](#) on page I-77 for the colorPositions attribute syntax.)

---

---

**Note:** Use the SI\_PositionalColor object constructor and method rather than accessing attributes directly to protect yourself from changes to the internal representation of the SI\_PositionalColor object.

---

---

The SI\_PositionalColor object is defined as follows:

```
CREATE OR REPLACE TYPE SI_PositionalColor
  AUTHID CURRENT_USER
  AS OBJECT
  (
    --attributes
    SI_ColorPositions  colorPositions,
    --
    --Methods
    CONSTRUCTOR FUNCTION SI_PositionalColor
      (sourceImage IN SI_StillImage)
      RETURN SELF AS RESULT DETERMINISTIC,
    --
    MEMBER FUNCTION SI_Score
      (image IN SI_StillImage),
      RETURN DOUBLE PRECISION DETERMINISTIC
  ) INSTANTIABLE
  NOT FINAL;
/
```

where:

- SI\_ColorPositions: an array of SI\_Color that represents the most significant color positions of an image.

## SI\_PositionalColor Constructor

This section describes the SI\_PositionalColor object constructor, which is as follows:

- [SI\\_PositionalColor\(\)](#) on page I-46

## SI\_PositionalColor( )

### Format

```
SI_PositionalColor(sourceImage IN SI_StillImage)
RETURN SELF AS RESULT DETERMINISTIC;
```

### Format of Equivalent SQL Function

```
SI_FindPstnlClr(sourceImage IN SI_StillImage)
RETURN SI_PositionalColor DETERMINISTIC;
```

### Description

Constructs an SI\_PositionalColor object from a specified image. The SI\_ColorPositions array attribute is initialized with the most significant color values derived from the specified image.

To derive the SI\_PositionalColor object, the image is assumed to be divided into  $n$  by  $m$  rectangles such that the product of  $n$  by  $m$  is equal to the value of SI\_NumberSections. (Query the SI\_VALUES view in SI\_INFORMTN\_SCHEMA for the value of SI\_NumberSections.) The most significant color of each rectangle is determined. The array thus computed is the value of the SI\_ColorPositions array attribute.

### Parameters

**sourceImage**  
Image whose positional color feature is extracted.

### Pragmas

None.

### Exceptions

None.

### Usage Notes

An error is returned if any of the following conditions is true:

- The value of the sourceImage parameter is NULL.
- The value of sourceImage.SI\_Content is NULL.
- The positional color feature is not supported for this image format.

You can determine whether or not the positional color feature is supported for an image format by querying the SI\_IMAGE\_FORMAT\_FEATURES view or the SI\_IMAGE\_FRMT\_FTRS view.

### Examples

None.



## SI\_PositionalColor Method

This section presents reference information on the SI\_PositionalColor method used for image matching, which is as follows:

- [SI\\_Score\(\)](#) for [SI\\_PositionalColor](#) on page I-48

## SI\_Score( ) for SI\_PositionalColor

### Format

```
SI_Score(image IN SI_StillImage)
RETURN DOUBLE PRECISION DETERMINISTIC;
```

### Format of Equivalent SQL Function

```
SI_ScoreByPstnlClr(feature IN SI_PositionalColor,
                    image IN SI_StillImage),
RETURN DOUBLE PRECISION DETERMINISTIC;
```

### Description

Determines and returns the score of the specified image when compared to the SI\_PositionalColor object to which this method is applied. For scoring an image, that image is divided into  $n$  by  $m$  rectangles such that the product ( $m * n$ ) is equal to SI\_NumberSections. (Query the SI\_VALUES view in SI\_INFORMTN\_SCHEMA for the value of SI\_NumberSections.) The lower the returned value, the better the  $n$  by  $m$  most significant colors of the image are characterized by the most significant colors in SI\_PositionalColor to which you apply this method.

This method returns a DOUBLE PRECISION value between 0 and 100, unless any one of the following is true, in which case a NULL value is returned:

- The value of the SI\_PositionalColor object to which you apply this method is NULL.
- The value of the image parameter is NULL.
- The value of image.content\_SI attribute is NULL.
- The positional color feature is not supported for the specified image.

### Parameters

**feature**

The positional color to be compared with the positional color of the specified image.

**image**

The image whose positional color feature is extracted and used for comparison.

### Usage Notes

None.

### Pragmas

None.

### Exceptions

None.

### Examples

None.

## SI\_StillImage Object Type

The SI\_StillImage object type represents digital images with inherent image characteristics such as height, width, format, and so on. It is created in the ORDSYS schema with invoker rights and it is declared as INSTANTIABLE and NOT FINAL.

---

**Note:** Use the SI\_StillImage constructors and methods rather than accessing attributes directly to protect yourself from changes to the internal representation of the SI\_StillImage object.

---

This object type is defined as follows:

```
CREATE OR REPLACE TYPE SI_StillImage
AUTHID CURRENT_USER
AS OBJECT
(
-----
-- TYPE ATTRIBUTES
-----
content_SI          ORDSYS.ORDSOURCE,
contentLength_SI   INTEGER,
format_SI          VARCHAR2(4000),
height_SI          INTEGER,
width_SI           INTEGER,
-- Oracle attribute extensions
mimeType_ora       VARCHAR2(4000),
contentFormat_ora  VARCHAR2(4000),
compressionFormat_ora VARCHAR2(4000),
-- Flag to
retainFeatures_SI  INTEGER,
-- Oracle extension attributes to cache image features
averageColorSpec_ora SI_Color,
colorsList_ora     colorsList,
frequenciesList_ora colorFrequenciesList,
colorPositions_ora colorPositions,
textureEncoding_ora textureEncoding,
-- METHOD DECLARATION
-----
-- CONSTRUCTORS
--
CONSTRUCTOR FUNCTION
SI_StillImage(content IN BLOB) RETURN SELF as RESULT DETERMINISTIC,
CONSTRUCTOR FUNCTION
SI_StillImage(content IN BLOB,
               explicitFormat IN VARCHAR2
               ) RETURN SELF AS RESULT DETERMINISTIC,
CONSTRUCTOR FUNCTION
SI_StillImage(content IN BLOB,
               explicitFormat IN VARCHAR2,
               height IN INTEGER,
               width IN INTEGER) RETURN SELF as RESULT DETERMINISTIC,

-- Accessor methods for StillImage attributes
MEMBER FUNCTION SI_Height RETURN INTEGER DETERMINISTIC,
PRAGMA RESTRICT_REFERENCES(SI_Height, WNDS, WNPS, RND, RNPS),
```

```

MEMBER FUNCTION SI_Width RETURN INTEGER DETERMINISTIC,
PRAGMA RESTRICT_REFERENCES(SI_Width, WNDS, WNPS, RNDS, RNPS),

MEMBER FUNCTION SI_Format RETURN VARCHAR2 DETERMINISTIC,
PRAGMA RESTRICT_REFERENCES(SI_Format, WNDS, WNPS, RNDS, RNPS),

MEMBER FUNCTION SI_Content RETURN BLOB DETERMINISTIC,
PRAGMA RESTRICT_REFERENCES(SI_Content, WNDS, WNPS, RNDS, RNPS),

MEMBER FUNCTION SI_ContentLength RETURN INTEGER DETERMINISTIC,
PRAGMA RESTRICT_REFERENCES(SI_ContentLength, WNDS, WNPS, RNDS, RNPS),

--Accessor method for retainFeatures_SI attribute
MEMBER FUNCTION SI_retainFeatures return BOOLEAN DETERMINISTIC,
PRAGMA RESTRICT_REFERENCES(SI_retainFeatures, WNDS, WNPS, RNDS, RNPS),
-- Methods associated with image processing
MEMBER PROCEDURE SI_SetContent(content IN BLOB),
MEMBER PROCEDURE SI_ChangeFormat(targetFormat IN VARCHAR2),
MEMBER FUNCTION SI_Thumbnail( )
    return SI_StillImage DETERMINISTIC,
MEMBER FUNCTION SI_Thumbnail(height IN INTEGER,
    width IN INTEGER)
    return SI_StillImage DETERMINISTIC,
-- Methods associated with the Oracle extension for image feature caching
MEMBER PROCEDURE SI_InitFeatures,
MEMBER PROCEDURE SI_ClearFeatures
) INSTANTIABLE
NOT FINAL;
/

```

where:

- content\_SI: an ORDSource object that contains the binary image or BLOB. (SQL/MM specifies the SI\_Content attribute as a BLOB.)
- contentLength\_SI: the content length of the image, in bytes.
- format\_SI: the image format.
- height\_SI: the number of lines of the image.
- width\_SI: the number of columns of the image.
- mimeType\_ora: the MIME type information. (This is an Oracle extension to the SQL/MM Still Image standard.)
- contentFormat\_ora: the type of image (monochrome and so on). (This is an Oracle extension to the SQL/MM Still Image standard.)
- compressionFormat\_ora: the compression algorithm used on the image data. (This is an Oracle extension to the SQL/MM Still Image standard.)
- retainFeatures\_SI: a flag that indicates whether or not image features will be extracted and cached.
- averageColorSpec\_ora: the cached SI\_Color object.
- colorsList\_ora: the cached array of colors.
- frequenciesList\_ora: the cached array of color frequencies.
- colorPositions\_ora: the cached array of color positions.
- textureEncoding\_ora: the cached array of textures.

## SI\_StillImage Constructors

This section describes the SI\_StillImage object constructors, which are the following:

- [SI\\_StillImage\(content\)](#) on page I-52
- [SI\\_StillImage\(content, explicitFormat\)](#) on page I-53
- [SI\\_StillImage\(content, explicitFormat, height, width\)](#) on page I-55

This is an Oracle extension to the SQL/MM Still Image standard.

---

---

**Note:** To construct SI\_StillImage objects, Oracle strongly recommends that you use one of the constructors in the previous list, not the default SI\_StillImage object constructor.

---

---

## SI\_StillImage(content)

### Format

```
SI_StillImage(content IN BLOB)
RETURN SELF as RESULT DETERMINISTIC;
```

### Format of Equivalent SQL Function

```
SI_MkStillImage1(content in BLOB)
RETURN SI_StillImage DETERMINISTIC;
```

### Description

Returns a new `SI_StillImage` object. This constructor initializes the `SI_StillImage` attributes as follows:

- `content_SI.localData` is initialized with the specified image.
- `contentLength_SI` is initialized with the length of the image extracted from the specified image.
- `format_SI` is initialized with the format of image extracted from the specified image.
- `height_SI` is initialized with the height of image extracted from the specified image.
- `width_SI` is initialized with the width of image extracted from the specified image.

### Parameters

**content**  
The image data.

### Pragmas

None.

### Exceptions

`ORDImageSIExceptions.NULL_CONTENT`  
This exception is raised if the content parameter is `NULL`.  
See [Appendix H](#) for more information about this exception.

### Usage Notes

None.

### Examples

None.

## SI\_StillImage(content, explicitFormat)

### Format

```
SI_StillImage(content      IN BLOB,
              explicitFormat IN VARCHAR2)
RETURN SELF as RESULT DETERMINISTIC;
```

### Format of Equivalent SQL Function

```
SI_MkStillImage2(content in BLOB, explicitFormat in VARCHAR2)
RETURN SI_StillImage DETERMINISTIC;
```

### Description

Constructs an `SI_StillImage` object from a specified image and a format. This constructor lets you specify the image format when the specified image is in an unsupported image format. Query the `SI_IMAGE_FORMATS` view in `SI_INFORMTN_SCHEMA` for a list of the supported image formats.

This constructor initializes the `SI_StillImage` attributes as follows:

- `content_SI.localData` is initialized with the specified image.
- `contentLength_SI` is initialized with the length of the image extracted from the specified image.
- `format_SI` is initialized with the specified image format.
- `height_SI` is initialized with the height of the image extracted from the specified image. If the constructor function is not able to extract the height value from the specified image, then you can assign a height value to the `height_SI` attribute -- for example: `myImage.height_SI := height`.
- `width_SI` is initialized with the width of the image extracted from the specified image. If the constructor function is not able to extract the width value from the specified image, then you can assign a width value to the `width_SI` attribute -- for example: `myImage.width_SI := width`.

### Parameters

#### **content**

The image data.

#### **explicitFormat**

The format that you want Oracle Multimedia to use if the specified image is in an unsupported image format.

### Pragmas

None.

### Exceptions

`ORDImageSIExceptions.NULL_CONTENT`

This exception is raised if the content parameter is NULL.

See [Appendix H](#) for more information about this exception.

## Usage Notes

An error is returned if the `explicitFormat` parameter is a NULL value, or if either of the following statements is true:

- The `explicitFormat` parameter value is a supported format, but it is not equivalent to the format extracted from the specified image.
- The `explicitFormat` parameter value is an unsupported format, but the format extracted from the specified image is not a NULL value.

The following table presents values for the `explicitFormat` parameter and the actual image format, and whether or not that combination of values will result in an error. A image format of NULL indicates that the format cannot be extracted from the image.

<b>explicitFormat</b>	<b>Image Format</b>	<b>Error Returned?</b>
GIF (a supported format)	GIF	No
GIF (a supported format)	JPEG	Yes
xyz (an unsupported format)	GIF	Yes
xyz (an unsupported format)	Null	No

## Examples

None.



## SI\_StillImage(content, explicitFormat, height, width)

### Format

```
SI_StillImage(content IN BLOB,
              explicitFormat IN VARCHAR2,
              height IN INTEGER,
              width IN INTEGER)
RETURN SI_STILLIMAGE as RESULT DETERMINISTIC;
```

### Format of Equivalent SQL Function

```
ora_SI_MkStillImage(content IN BLOB)
                  explicitFormat IN VARCHAR2,
                  height IN INTEGER,
                  width IN INTEGER)
RETURN SI_StillImage DETERMINISTIC;
```

### Description

Constructs an SI\_StillImage value from a specified image. This constructor lets you specify the image format, height, and width when the specified image is an unsupported image format. Query the SI\_IMAGE\_FORMATS view in SI\_INFORMTN\_SCHEMA for a list of the supported image formats.

This constructor and its equivalent SQL function are Oracle extensions to the SQL/MM Still Image standard.

This constructor initializes the SI\_StillImage attributes as follows:

- content\_SI.localData is initialized with the specified image.
- contentLength\_SI is initialized with the length of the image extracted from the specified image.
- format\_SI is initialized with the specified format.
- height\_SI is initialized with the specified height if the height cannot be extracted from the specified image.
- width\_SI is initialized with the specified width if the width cannot be extracted from the specified image.

### Parameters

#### **content**

The image data.

#### **explicitFormat**

The format that you want Oracle Multimedia to use if the image is in an unsupported format.

#### **height**

The value for the height\_SI attribute that you want Oracle Multimedia to use if the image is in an unsupported format.

**width**

The value for the width\_SI attribute that you want Oracle Multimedia to use if the image is in an unsupported format.

**Pragmas**

None.

**Exceptions**

ORDImageSIExceptions.ILLEGAL\_HEIGHT\_WIDTH\_SPEC

This exception is raised if the value of the height or width parameter is NULL or is a negative value.

ORDImageSIExceptions.NULL\_CONTENT

This exception is raised if the content parameter is NULL.

See [Appendix H](#) for more information about these exceptions.

**Usage Notes**

An error message is returned if the explicitFormat parameter value is a NULL value, or if either of the following statements is true:

- The explicitFormat parameter value is a supported format, but it is not equivalent to the format extracted from the image.
- The explicitFormat parameter value is an unsupported format, but the format extracted from the image is not a NULL value.

The following table presents values for the explicitFormat parameter and the actual image format, and whether or not that combination of values will result in an error. An image format of NULL indicates that the format cannot be extracted from the image.

<b>explicitFormat</b>	<b>Image Format</b>	<b>Error Returned?</b>
GIF (a supported format)	GIF	No
GIF (a supported format)	JPEG	Yes
xyz (an unsupported format)	GIF	Yes
xyz (an unsupported format)	Null	No

**Examples**

None.

## SI\_StillImage Methods

This section presents reference information on the SI\_StillImage methods used for image data manipulation, which are the following:

- [SI\\_ClearFeatures\(\)](#) on page I-58
- [SI\\_InitFeatures\(\)](#) on page I-59
- [SI\\_ChangeFormat\(\)](#) on page I-60
- [SI\\_Content\(\)](#) on page I-61
- [SI\\_ContentLength\(\)](#) on page I-62
- [SI\\_Format\(\)](#) on page I-63
- [SI\\_Height\(\)](#) on page I-64
- [SI\\_RetainFeatures\(\)](#) on page I-65
- [SI\\_SetContent\(\)](#) on page I-66
- [SI\\_Thumbnail\(\)](#) on page I-67
- [SI\\_Thumbnail\(height,width\)](#) on page I-68
- [SI\\_Width\(\)](#) on page I-69

## SI\_ClearFeatures( )

### Format

```
SI_ClearFeatures( );
```

### Description

Disables image feature caching and sets the value of all internal image feature attributes to NULL. You can call this method to remove the processing overhead associated with feature synchronization if you are not performing image matching. This method does nothing for unsupported image formats.

This method is not in the first edition of the SQL/MM Still Image standard, but has been accepted for inclusion in the next version.

### Parameters

None.

### Usage Notes

None.

### Pragmas

None

### Exceptions

None.

### Examples

None.

## SI\_InitFeatures( )

### Format

```
SI_InitFeatures( );
```

### Description

Extracts the image features and caches them in the SI\_StillImage object. This method needs to be called once, after which SI\_StillImage will manage the image features such that every time the image is processed, new image features will automatically be extracted. This method is recommended for image-matching users.

This method is not in the first edition of the SQL/MM Still Image standard, but has been accepted for inclusion in the next version.

### Parameters

None.

### Usage Notes

- The performance impacts associated with image feature caching are:
  - Image processing methods such as SI\_SetContent and SI\_ChangeFormat will be slower.
  - Image matching methods such as SI\_Score will be faster.
- Image feature extraction and caching are not available for unsupported image formats.

### Pragmas

None.

### Exceptions

ORDImageSIExceptions.UNSUPPORTED\_IMAGE\_FORMAT

This exception is raised if this method is invoked on an unsupported image format.

See [Appendix H](#) for more information about this exception.

### Examples

None.

## SI\_ChangeFormat( )

### Format

```
SI_ChangeFormat(targetFormat IN VARCHAR2);
```

### Format of Equivalent SQL Procedure

```
SI_ConvertFormat(image          IN OUT NOCOPY SI_StillImage,  
                 targetFormat IN VARCHAR2);
```

### Description

Converts the format of an SI\_StillImage object and adjusts the affected attributes as follows:

- content\_SI is converted to the value specified with the targetFormat parameter.
- contentLength\_SI is updated with the new image length extracted from the content\_SI attribute.
- format\_SI is set equal to the targetFormat parameter value.
- height\_SI is updated with the new height extracted from the content\_SI attribute.
- width\_SI is updated with the new width extracted from the content\_SI attribute.

### Parameters

**image**

The image whose content you want to convert.

**targetFormat**

The format to which you want the image to be converted.

### Usage Notes

An error message is returned if any of the following is true:

- The value of the format\_SI attribute is NULL.
- The value of the targetFormat parameter is NULL.
- The conversion from format\_SI to targetFormat is not supported. (Oracle Multimedia determines this by looking up the values in the SI\_IMAGE\_FORMAT\_CONVERSIONS view or the SI\_FORMAT\_CONVRSNS view in SI\_INFORMTN\_SCHEMA.)

### Pragmas

None.

### Exceptions

None.

### Examples

None.

## SI\_Content()

### Format

```
SI_Content ( )  
RETURN BLOB DETERMINISTIC;
```

### Format of Equivalent SQL Function

```
SI_GetContent(image IN SI_StillImage)  
RETURN BLOB DETERMINISTIC;
```

### Description

Returns the BLOB stored in the content\_SI attribute of the SI\_StillImage object to which this method is applied.

### Parameters

None.

### Usage Notes

None.

### Method Pragmas

```
PRAGMA RESTRICT_REFERENCES(SI_Content, WNDS, WNPS, RNDS, RNPS)
```

### Function Pragmas

```
PRAGMA RESTRICT_REFERENCES(SI_GetContent, WNDS, WNPS, RNDS, RNPS)
```

### Exceptions

None.

### Examples

None.

## SI\_ContentLength( )

### Format

```
SI_ContentLength ( )  
RETURN INTEGER DETERMINISTIC;
```

### Format of Equivalent SQL Function

```
SI_GetContentLngh(image IN SI_StillImage)  
RETURN INTEGER DETERMINISTIC;
```

### Description

Returns the value (in bytes) of the contentLength\_SI attribute of the specified SI\_StillImage object.

### Parameters

**image**  
The image for which the content length is returned.

### Usage Notes

None.

### Method Pragmas

```
PRAGMA RESTRICT_REFERENCES(SI_ContentLength, WNDS, WNPS, RNDS,  
RNPS)
```

### Function Pragmas

```
PRAGMA RESTRICT_REFERENCES(SI_GetContentLngh, WNDS, WNPS, RNDS,  
RNPS)
```

### Exceptions

None.

### Examples

None.



## SI\_Format( )

### Format

```
SI_Format ( )  
RETURN VARCHAR2 DETERMINISTIC;
```

### Format of Equivalent SQL Function

```
SI_GetFormat(image IN SI_StillImage)  
RETURN VARCHAR2 DETERMINISTIC;
```

### Description

Returns the value of the format\_SI attribute (such as TIFF or JFIF) of the SI\_StillImage object to which this method is applied.

### Parameters

None.

### Usage Notes

None.

### Method Pragmas

```
PRAGMA RESTRICT_REFERENCES(SI_Format, WNDS, WNPS, RNDS, RNPS)
```

### Function Pragmas

```
PRAGMA RESTRICT_REFERENCES(SI_GetFormat, WNDS, WNPS, RNDS, RNPS)
```

### Exceptions

None.

### Examples

None.

## SI\_Height( )

### Format

```
SI_Height ( )  
RETURN INTEGER DETERMINISTIC;
```

### Format of Equivalent SQL Function

```
SI_GetHeight(image IN SI_StillImage)  
RETURN INTEGER DETERMINISTIC;
```

### Description

Returns the value of the height\_SI attribute (in pixels) of the SI\_StillImage object to which this method is applied.

### Parameters

**image**  
The image for which the height is returned.

### Usage Notes

None.

### Method Pragmas

```
PRAGMA RESTRICT_REFERENCES(SI_Height, WNDS, WNPS, RNDS, RNPS)
```

### Function Pragmas

```
PRAGMA RESTRICT_REFERENCES(SI_GetHeight, WNDS, WNPS, RNDS, RNPS)
```

### Exceptions

None.

### Examples

None.

## SI\_RetainFeatures( )

### Format

```
SI_RetainFeatures( );  
RETURN BOOLEAN DETERMINISTIC;
```

### Description

Returns a Boolean value (TRUE or FALSE) to indicate whether or not image features will be extracted and cached.

This method is not in the first edition of the SQL/MM Still Image standard, but has been accepted for inclusion in the next version.

### Parameters

None.

### Usage Notes

None.

### Method Pragma

```
PRAGMA RESTRICT_REFERENCES(WNDS, WNPS, RNDS, RNPS)
```

### Exceptions

None.

### Examples

None.

## SI\_SetContent()

### Format

```
SI_SetContent(content IN BLOB);
```

### Format of Equivalent SQL Procedure

```
SI_ChgContent(image IN OUT NOCOPY SI_StillImage,  
              content IN BLOB);
```

### Description

Updates the content of an `SI_StillImage` object. It sets the values of the following attributes:

- `content_SI` is updated with the value specified with the specified image.
- `contentLength_SI` is updated with the new content length extracted from the specified image.
- `height_SI` is updated with the new height extracted from the specified image.
- `width_SI` is updated with the new width extracted from the specified image.

### Parameters

**content**

The image data. The format of this image data must be the same as the format of the current image.

**image**

The image whose content you want to update.

### Usage Notes

None.

### Pragmas

None.

### Exceptions

`ORDImageSIExceptions.NULL_CONTENT`

This exception is raised if the content parameter is NULL.

See [Appendix H](#) for more information about this exception.

### Examples

None.

## SI\_Thumbnail( )

### Format

```
SI_Thumbnail ( )  
RETURN SI_StillImage;
```

### Format of Equivalent SQL Function

```
SI_GetThmbnl (image IN SI_StillImage)  
RETURN SI_StillImage;
```

### Description

Derives a thumbnail image from the specified SI\_StillImage object. The default thumbnail size is 80 by 80 pixels. Because this method preserves the image aspect ratio, the resulting thumbnail size will be as close to 80 by 80 pixels as possible.

### Parameters

**image**  
The image for which you want to generate a thumbnail image.

### Usage Notes

None.

### Pragmas

None.

### Exceptions

None.

### Examples

None.

## SI\_Thumbnail(height,width)

### Format

```
SI_Thumbnail(height IN INTEGER, width IN INTEGER)
RETURN SI_StillImage DETERMINISTIC;
```

### Format of Equivalent SQL Function

```
SI_GetSizedThmbnl(image IN SI_StillImage,
                  height IN INTEGER,
                  width IN INTEGER)
RETURN SI_StillImage DETERMINISTIC;
```

### Description

Derives a new thumbnail image from the specified `SI_StillImage` object using the height and width that you specify. This method does not preserve the aspect ratio.

### Parameters

**height**

The height that you want Oracle Multimedia to use for the thumbnail image.

**image**

The image for which you want to generate a thumbnail image.

**width**

The width that you want Oracle Multimedia to use for the thumbnail image.

### Usage Notes

To preserve the aspect ratio, supply the appropriate height and width values. To obtain the appropriate height and width values, multiply the image height and width values by the required scaling factor. For example, if an image size is 100 by 100 pixels and the resulting thumbnail image needs to be one fourth of the original image, then the height argument should be 100 divided by 2 and the width argument should be 100 divided by 2. The resulting thumbnail image would be 50 by 50 pixels, and the aspect ratio would be preserved.

### Pragmas

None.

### Exceptions

None.

### Examples

None.

## SI\_Width( )

### Format

```
SI_Width ( )  
RETURN INTEGER DETERMINISTIC;
```

### Format of Equivalent SQL Function

```
SI_GetWidth(image IN SI_StillImage)  
RETURN INTEGER DETERMINISTIC;
```

### Description

Returns the value of the width\_SI attribute (in pixels) of the SI\_StillImage object to which this method is applied.

### Parameters

**image**  
The image for which the width is returned.

### Usage Notes

None.

### Method Pragmas

```
PRAGMA RESTRICT_REFERENCES(SI_Width, WNDS, WNPS, RNDS, RNPS)
```

### Function Pragmas

```
PRAGMA RESTRICT_REFERENCES(SI_GetWidth, WNDS, WNPS, RNDS, RNPS)
```

### Exceptions

None.

### Examples

None.

## SI\_Texture Object Type

Describes the image texture characteristics by the size of repeating items (coarseness), brightness variations (contrast), and predominant direction (directionality). This object type is created in the ORDSYS schema with invoker rights. It is declared as an INSTANTIABLE and NOT FINAL type. (See [Internal Helper Types](#) on page I-77 for the textureEncoding attribute syntax.)

---

---

**Note:** Use the SI\_Texture constructor and method rather than accessing attributes directly to protect yourself from changes to the internal representation of the SI\_Texture object.

---

---

The SI\_Texture object is described as follows:

```
CREATE OR REPLACE TYPE SI_Texture
  AUTHID CURRENT_USER
  AS OBJECT
  (
    --attributes
    SI_TextureEncoding textureEncoding,
    --Methods
    CONSTRUCTOR FUNCTION SI_Texture
      (sourceImage IN SI_StillImage)
      RETURN SELF AS RESULT DETERMINISTIC,
    --
    MEMBER FUNCTION SI_Score
      (SELF IN SI_Texture,
       image IN SI_StillImage)
      RETURN DOUBLE PRECISION DETERMINISTIC
  ) INSTANTIABLE
  NOT FINAL;
/
```

where:

- **SI\_TextureEncoding:** a varray that represents the image texture characteristics such as coarseness, contrast, and directionality.



## SI\_Texture Constructor

This section describes the SI\_Texture object constructor, which is as follows:

- [SI\\_Texture\(\)](#) on page I-72

## SI\_Texture( )

### Format

```
SI_Texture(sourceImage IN SI_StillImage)
RETURN SELF AS RESULT DETERMINISTIC;
```

### Format of Equivalent SQL Function

```
SI_FindTexture(sourceImage IN SI_StillImage)
RETURN SI_Texture DETERMINISTIC;
```

### Description

Constructs an SI\_Texture object from the specified image.

### Parameters

**sourceImage**  
The image whose texture feature is being extracted.

### Pragmas

None.

### Exceptions

None.

### Usage Notes

An error is returned if any of the following conditions is true:

- The value of specified image is NULL.
- The value of sourceImage.SI\_Content is NULL.
- The texture feature is not supported for the format of the specified image. This is determined by looking up the SI\_IMAGE\_FORMAT\_FEATURES view or SI\_IMAGE\_FRMT\_FTRS view.

### Examples

None.

## SI\_Texture Method

---

This section presents reference information on the SI\_Texture method used for image matching, which is as follows:

- [SI\\_Score\(\)](#) for [SI\\_Texture](#) on page I-74

## SI\_Score( ) for SI\_Texture

### Format

```
SI_Score(image IN SI_StillImage)
RETURN DOUBLE PRECISION DETERMINISTIC;
```

### Format of Equivalent SQL Function

```
SI_ScoreByTexture(feature IN SI_Texture,
                  image IN SI_StillImage),
RETURN DOUBLE PRECISION DETERMINISTIC;
```

### Description

Determines and returns the score of the specified image as compared to the SI\_Texture object to which you are applying the method. The lower the returned value, the better the texture of the image is characterized by the SI\_Texture value used for scoring the image. This method returns a DOUBLE PRECISION value between 0 and 100, unless any one of the following is true, in which case a NULL value is returned:

- The value of the SI\_Texture object to which you apply this method is NULL.
- The value of the specified image is NULL.
- The value of image.SI\_Contents is NULL.
- The texture feature is not supported for the specified image.

### Parameters

**feature**

The feature value to be compared with the texture of the specified image.

**image**

The image whose texture feature is extracted and used for score comparison.

### Usage Notes

None.

### Pragmas

None.

### Exceptions

None.

### Examples

None.

## Views

The schema, `SI_INFORMTN_SCHEMA`, contains several views that identify the supported image formats and implementation-defined values. The privilege set on these views is `PUBLIC WITH GRANT OPTION`. The views are:

- `SI_IMAGE_FORMATS`
- `SI_IMAGE_FORMAT_CONVERSIONS`
- `SI_IMAGE_FORMAT_FEATURES`
- `SI_THUMBNAIL_FORMATS`
- `SI_VALUES`

The column names, data types, and a description is provided for each of these views in the tables that follow.

[Table I-1](#) describes the `SI_IMAGE_FORMATS` view. This view identifies the supported image formats.

**Table I-1** *SI\_IMAGE\_FORMATS View*

Column Name	Data Type	Description
<code>SI_FORMAT</code>	<code>VARCHAR2(SI_MaxFormatLength)</code>	A list of the supported image formats.

[Table I-2](#) describes the `SI_IMAGE_FORMAT_CONVERSIONS` view. This view identifies the source and target image formats for which an image format conversion is supported. The short name for this view is `SI_IMAGE_FORMAT_CONVRSNS`.

**Table I-2** *SI\_IMAGE\_FORMAT\_CONVERSIONS View*

Column Name	Data Type	Description
<code>SI_SOURCE_FORMAT</code>	<code>VARCHAR2(SI_MaxFormatLength)</code>	The format of the source image.
<code>SI_TARGET_FORMAT</code>	<code>VARCHAR2(SI_MaxFormatLength)</code>	The format of the target image.

[Table I-3](#) describes the `SI_IMAGE_FORMAT_FEATURES` view. This view identifies the image formats for which a basic feature is supported. The short name for this view is `SI_IMAGE_FRMT_FTRS`.

**Table I-3** *SI\_IMAGE\_FORMAT\_FEATURES View*

Column Name	Data Type	Description
<code>SI_FORMAT</code>	<code>VARCHAR2(SI_MaxFormatLength)</code>	The format name.
<code>SI_FEATURE_NAME</code>	<code>VARCHAR2(100)</code>	The basic feature name that is supported by the named format. Value can be any of the following: <ul style="list-style-type: none"> <li>■ <code>SI_AverageColor</code></li> <li>■ <code>SI_Texture</code></li> <li>■ <code>SI_PositionalColor</code></li> <li>■ <code>SI_ColorHistogram</code></li> </ul>

Table I-4 describes the SI\_THUMBNAIL\_FORMATS view. This view identifies the image formats from which thumbnail images can be derived. The short name for this view is SI\_THUMBNAIL\_FRMTS.

**Table I-4 SI\_THUMBNAIL\_FORMATS View**

Column Name	Data Type	Description
SI_FORMAT	VARCHAR2(SI_MaxFormatLength)	The formats from which a thumbnail image can be derived.

Table I-5 describes the SI\_VALUES view. This view identifies the implementation-defined values.

**Table I-5 SI\_VALUES View**

Column Name	Data Type	Description
SI_VALUE	VARCHAR2(SI_MaxFormatLength)	<p>The implementation-defined meta-variables. The SI_VALUES view has 8 rows where each row has one of the following SI_VALUE column values:</p> <ul style="list-style-type: none"> <li>▪ SI_MaxContentLength is the maximum length for the binary representation of the SI_StillImage attribute.</li> <li>▪ SI_MaxFeatureNameLength is the maximum length for the character representation of a basic image feature name.</li> <li>▪ SI_MaxFormatLength is the maximum length for the character representation of an image format indication.</li> <li>▪ SI_MaxHistogramLength is the maximum number of color/frequency pairs that are admissible in an SI_ColorHistogram feature value.</li> <li>▪ SI_MaxRGBColor is the maximum value for each component of a color value that is represented by the RGB color space.</li> <li>▪ SI_MaxTextureLength is the number of bytes needed for the encoded representation of an SI_Texture object.</li> <li>▪ SI_MaxValueLength is the maximum length for the character representation (name) of the meta-variables in the SI_VALUES view.</li> <li>▪ SI_NumberSections is the number of most significant color values that are represented by the SI_PositionalColor value.</li> </ul>
SI_SUPPORTED_VALUE	NUMBER(38)	<p>A column with the following values:</p> <ul style="list-style-type: none"> <li>▪ 0 If the implementation places no limit on the meta-variable defined by SI_VALUE column or cannot determine the limit.</li> <li>▪ NULL If the implementation does not support any features for which the meta-variable is applicable.</li> <li>▪ Any non-NULL, nonzero value The maximum size supported by the implementation for this meta-variable.</li> </ul>

---

## Internal Helper Types

An attribute that consists of an array is specified as an internal helper type. Internal helper types are created in the ORDSYS schema and do not have public synonyms.

The internal helper types are the following:

- colorsList

The syntax for this internal helper type is:

```
CREATE OR REPLACE TYPE colorsList AS VARRAY(100) OF SI_Color;
```

This internal helper type is used to specify the SI\_ColorsList attribute of the [SI\\_ColorHistogram Object Type](#) as described on page I-15.

- colorFrequenciesList

The syntax for this internal helper type is:

```
CREATE OR REPLACE TYPE colorFrequenciesList AS VARRAY(100) OF DOUBLE PRECISION;
```

This internal helper type is used to specify the SI\_FrequenciesList attribute of the [SI\\_ColorHistogram Object Type](#) as described on page I-15.

- colorPositions

The syntax for this internal helper type is:

```
CREATE OR REPLACE TYPE colorPositions AS VARRAY(9) OF SI_Color;
```

This internal helper type is used to specify the SI\_ColorPositions attribute of the [SI\\_PositionalColor Object Type](#) as described on page I-44.

- textureEncoding

The syntax for this internal helper type is:

```
CREATE OR REPLACE TYPE textureEncoding AS VARRAY(5) OF DOUBLE PRECISION;
```

This internal helper type is used to specify the SI\_TextureEncoding attribute of the [SI\\_Texture Object Type](#) as described on page I-70.





---



---

## Deprecated API Components

This appendix lists deprecated components of the Oracle Multimedia API for ORDAudio, ORDImage, and ORDVideo. This appendix includes the following sections:

- [ORDAudio and ORDVideo Comments Methods](#)
- [ORDAudio and ORDVideo Accessor Methods](#)
- [ORDImageSignature and ORDImageIndex Methods](#)
- [Image Processing Operators](#)

For detailed information about deprecated API components, see the Oracle Multimedia documentation in the Oracle Database Online Documentation Library. Specifically, see the documentation for releases earlier than the release when the component was deprecated.

### J.1 ORDAudio and ORDVideo Comments Methods

The following ORDAudio and ORDVideo comments methods were deprecated in Oracle Database 9i Release 1 (9.0.1):

#### ORDAudio

```
-- Methods associated with the comments attribute
MEMBER PROCEDURE appendToComments(amount IN BINARY_INTEGER,
                                   buffer IN VARCHAR2),
--
MEMBER PROCEDURE writeToComments(offset IN INTEGER,
                                  amount IN BINARY_INTEGER,
                                  buffer IN VARCHAR2),
--
MEMBER FUNCTION readFromComments(offset IN INTEGER,
                                  amount IN BINARY_INTEGER := 32767)
                                RETURN VARCHAR2,
PRAGMA RESTRICT_REFERENCES(readFromComments, WNDS, WNPS, RNDS, RNPS),
--
MEMBER FUNCTION locateInComments(pattern IN VARCHAR2,
                                  offset IN INTEGER := 1,
                                  occurrence IN INTEGER := 1)
                                RETURN INTEGER,
--
MEMBER PROCEDURE trimComments(newlen IN INTEGER),
--
MEMBER PROCEDURE eraseFromComments(amount IN OUT NOCOPY INTEGER,
                                    offset IN INTEGER := 1),
```

```

MEMBER PROCEDURE deleteComments,
--
MEMBER PROCEDURE loadCommentsFromFile(fileobj IN BFILE,
                                     amount IN INTEGER,
                                     from_loc IN INTEGER := 1,
                                     to_loc IN INTEGER := 1),
--
MEMBER PROCEDURE copyCommentsOut(dest IN OUT NOCOPY CLOB,
                                  amount IN INTEGER,
                                  from_loc IN INTEGER := 1,
                                  to_loc IN INTEGER := 1),
--
MEMBER FUNCTION compareComments(
    compare_with_lob IN CLOB,
    amount IN INTEGER := 4294967295,
    starting_pos_in_comment IN INTEGER := 1,
    starting_pos_in_compare IN INTEGER := 1)
    RETURN INTEGER,
PRAGMA RESTRICT_REFERENCES(compareComments, WNDS, WNPS, RNDS, RNPS),
--
MEMBER FUNCTION getCommentLength RETURN INTEGER,
PRAGMA RESTRICT_REFERENCES(getCommentLength, WNDS, WNPS, RNDS, RNPS),

```

## ORDVideo

```

-- Methods associated with the comments attribute
MEMBER PROCEDURE appendToComments(amount IN BINARY_INTEGER,
                                  buffer IN VARCHAR2),
--
MEMBER PROCEDURE writeToComments(offset IN INTEGER,
                                  amount IN BINARY_INTEGER,
                                  buffer IN VARCHAR2),
--
MEMBER FUNCTION readFromComments(offset IN INTEGER,
                                  amount IN BINARY_INTEGER := 32767)
    RETURN VARCHAR2,
PRAGMA RESTRICT_REFERENCES(readFromComments, WNDS, WNPS, RNDS, RNPS),
--
MEMBER FUNCTION locateInComments(pattern IN VARCHAR2,
                                  offset IN INTEGER := 1,
                                  occurrence IN INTEGER := 1)
    RETURN INTEGER,
--
MEMBER PROCEDURE trimComments(newlen IN INTEGER),
--
MEMBER PROCEDURE eraseFromComments(amount IN OUT NOCOPY INTEGER,
                                  offset IN INTEGER := 1),
--
MEMBER PROCEDURE deleteComments,
--
MEMBER PROCEDURE loadCommentsFromFile(fileobj IN BFILE,
                                     amount IN INTEGER,
                                     from_loc IN INTEGER :=1,
                                     to_loc IN INTEGER :=1),
--
MEMBER PROCEDURE copyCommentsOut(dest IN OUT NOCOPY CLOB,
                                  amount IN INTEGER,
                                  from_loc IN INTEGER :=1,
                                  to_loc IN INTEGER :=1),
--

```

```

MEMBER FUNCTION compareComments(
    compare_with_lob      IN CLOB,
    amount                IN INTEGER := 4294967295,
    starting_pos_in_comment IN INTEGER := 1,
    starting_pos_in_compare IN INTEGER := 1)
    RETURN INTEGER,
PRAGMA RESTRICT_REFERENCES(compareComments, WNDS, WNPS, RNDS, RNPS),
--
MEMBER FUNCTION getCommentLength RETURN INTEGER,
PRAGMA RESTRICT_REFERENCES(getCommentLength, WNDS, WNPS, RNDS, RNPS),

```

## J.2 ORDAudio and ORDVideo Accessor Methods

The following ORDAudio and ORDVideo accessor methods were deprecated in Oracle Database 9i Release 1 (9.0.1):

### ORDAudio

```
MEMBER PROCEDURE setProperties(ctx IN OUT RAW),
```

### ORDVideo

```
MEMBER PROCEDURE setProperties(ctx IN OUT RAW),
```

## J.3 ORDImageSignature and ORDImageIndex Methods

All ORDImageSignature and ORDImageIndex methods are deprecated effective with the current release.

## J.4 Image Processing Operators

The image processing operators dither and interleave are deprecated effective with the current release. Although these operators still function, Oracle recommends that you stop using them as soon as possible. The dither operator has been replaced with the quantize operator. The interleave operator has been replaced with the contentFormat operator. See [Chapter 5](#) and [Appendix D](#) for more information about the quantize and interleave operators.



## Numerics

---

3GP data formats, A-3, C-2

## A

---

AIFF data formats, A-1  
AIFF-C data formats, A-2  
Apple QuickTime 3.0 video formats, C-1  
ASCII image compression format, B-6  
AU data formats, A-2  
AVI video formats, C-2

## B

---

BMPF image format, B-1  
BMPRLE image compression format, B-6

## C

---

CALS image format, B-1  
CCITT compression  
    Raw Pixel images and, E-11  
channelOrder operator, 5-31, D-12  
checkProperties() method, 3-12, 5-11, 6-13  
clearLocal() method, 2-4, 8-6  
close() method, 8-7  
closeSource() method, 2-5  
colorFrequenciesList internal helper type, I-77  
colorPositions internal helper type, I-77  
colorsList internal helper type, I-77  
compression formats  
    audio, A-1  
    image, B-1  
    video, C-1  
compressionFormat operator, 5-28, D-6  
    lossless compression scheme, D-6  
    lossy format, D-6  
compressionQuality operator, 5-28, D-6  
    lossless compression format, D-6  
    lossy compression format, D-6  
constructors  
    init() for ORDVideo, 6-8  
    init(srcType,srcLocation,srcName) for  
        ORDVideo, 6-9  
    ORDAudio, 3-7  
    ORDDoc, 4-6

ORDImage, 5-6  
ORDVideo, 6-7  
SI\_AverageColor, I-5  
SI\_AverageColor(averageColor), I-6  
SI\_AverageColor(sourceImage), I-7  
SI\_Color, I-11  
SI\_ColorHistogram, I-17  
SI\_ColorHistogram(colors, frequencies), I-18  
SI\_ColorHistogram(firstColor, frequency), I-19  
SI\_ColorHistogram(sourceImage), I-20  
SI\_FeatureList, I-26  
SI\_FeatureList(), I-27  
SI\_PositionalColor, I-45  
SI\_PositionalColor(), I-46  
SI\_StillImage, I-51  
SI\_StillImage(content), I-52  
SI\_StillImage(content, explicitFormat), I-53  
SI\_StillImage(content, explicitFormat, height,  
    width), I-55  
SI\_Texture, I-71  
SI\_Texture(), I-72  
content format  
    direct color (DRCT) images, D-3  
    lookup table (LUT) images, D-3  
contentFormat operator, 5-28, D-3  
    direct RGB, D-5  
    GRAY, D-4  
    LUT, D-4  
    MONOCHROME, D-3  
contrast operator, 5-28, D-7  
copy() method, 5-12  
cut operator, 5-28, D-8

## D

---

data formats  
    3GP, A-3, C-2  
    AIFF, A-1  
    AIFF-C, A-2  
    AU, A-2  
    MPEG, A-4  
    RMFF, A-4  
    WAV, A-5  
DCMIM XML schema, F-1  
DCMRLE image compression format, B-6  
DEFLATE image compression format, B-6

DEFLATE-ADAM7 image compression format, B-6  
deleteContent() method, 2-7  
deleteLocalContent() method, 8-8  
deprecated ORDAudio accessor methods, J-3  
deprecated ORDAudio comments methods, J-1  
deprecated ORDImageIndex methods, J-3  
deprecated ORDImageSignature methods, J-3  
deprecated ORDVideo accessor methods, J-3  
deprecated ORDVideo comments methods, J-1, J-2  
DICM image format, B-2  
DICOM encoding rules, G-1  
    defined, G-1  
DICOM transfer syntax, G-1  
direct color (DRCT) images, D-3  
direct RGB  
    contentFormat operator, D-5

## E

---

exceptions, H-1  
    ORDAudio, H-1  
    ORDDoc, H-3  
    ORDImage, H-3  
    ORDSource, H-4  
    ORDVideo, H-5  
    Still Image, H-4  
EXIF XML schema, F-9  
export() method, 2-8, 7-4, 8-9

## F

---

FAX3 image compression format, B-6  
FAX4 image compression format, B-7  
file formats  
    audio, A-1  
    image, B-1  
    video, C-1  
fileFormat operator, 5-28, D-2  
fixedScale operator, 5-29, D-10  
flip operator, 5-29, D-8  
formats  
    audio compression, A-1  
    audio file, A-1  
    compression, C-1  
    file, C-1  
    image compression, B-1  
    image file, B-1  
FPIX image format, B-2

## G

---

gamma operator, 5-29, D-8  
getAllAttributes() method, 3-14, 6-15  
getAttribute() method, 3-16, 6-17  
getAudioDuration() method, 3-18  
getBFile() method, 2-11, 8-11  
getBitRate() method, 6-19  
getCompressionFormat() method, 5-14  
getCompressionType() method, 3-19, 6-20  
getContent() method, 2-13  
getContentFormat() method, 5-15

getContentInLob() method, 3-21, 4-11, 6-21  
getContentInTempLob() method, 8-12  
getContentLength() method, 3-20, 4-13, 5-16, 6-23, 8-14  
getDescription() method, 3-23, 6-24  
getDicomMetadata() method, 5-17  
getDicomMetadata() method for BFILES, 7-35  
getDicomMetadata() method for BLOBS, 7-37  
getEncoding() method, 3-24  
getFileFormat() method, 5-19  
getFormat() method, 3-25, 4-14, 6-25  
getFrameRate() method, 6-26  
getFrameResolution() method, 6-27  
getFrameSize() method, 6-28  
getHeight() method, 5-20  
getLocalContent() method, 8-15  
getMetadata() method, 5-21  
getMetadata() method for BFILES, 7-39  
getMetadata() method for BLOBS, 7-41  
getMimeType() method, 2-14  
getNumberOfChannels() method, 3-26  
getNumberOfColors() method, 6-29  
getNumberOfFrames() method, 6-30  
getProperties() method (all attributes) for BFILES, 7-14, 7-26, 7-44, 7-66  
getProperties() method (all attributes) for BLOBS, 7-19, 7-30, 7-47, 7-71  
getProperties() method for BFILES, 7-12, 7-24, 7-43, 7-64  
getProperties() method for BLOBS, 7-17, 7-28, 7-46, 7-69  
getSampleSize() method, 3-27  
getSamplingRate() method, 3-28  
getSource() method, 2-15  
getSourceAddress() method, 8-16  
getSourceInformation() method, 8-17  
getSourceLocation() method, 2-16, 8-18  
getSourceName() method, 2-17, 8-19  
getSourceObject method, 6-53  
getSourceType() method, 2-18, 8-20  
getUpdateTime() method, 2-19, 8-21  
getVideoDuration() method, 6-31  
getWidth() method, 5-23  
GIF image format, B-2  
GIFLZW image compression format, B-7  
GIFLZW-INTERLACED image compression format, B-7  
GRAY  
    contentFormat operator, D-4

## H

---

HUFFMAN3 image compression format, B-7

## I

---

image compression formats  
    ASCII, B-6  
    BMPRLE, B-6  
    DCMRLE, B-6

- DEFLATE, B-6
- DEFLATE-ADAM7, B-6
- FAX3, B-6
- FAX4, B-7
- GIFLZW, B-7
- GIFLZW-INTERLACED, B-7
- HUFFMAN3, B-7
- JPEG, B-8
- JPEG-PROGRESSIVE, B-8
- LZW, B-8
- LZWHDIFF, B-8
- NONE, B-8
- PACKBITS, B-8
- PCXRLE, B-9
- RAW, B-9
- SUNRLE, B-9
- TARGARLE, B-9
- image formats
  - BMPF, B-1
  - CALS, B-1
  - DICM, B-2
  - FPIX, B-2
  - GIFF, B-2
  - JFIF, B-3
  - PBMF, B-3
  - PCXF, B-3
  - PGMF, B-3
  - PICT, B-4
  - PNGF, B-4
  - PNMF, B-3
  - PPMF, B-3
  - RASF, B-5
  - Raw Pixel, E-1
  - RPIX, B-4
  - TGAF, B-5
  - TIFF, B-5
  - WBMP, B-5
- image formatting operators, D-2
- image processing operators, D-7
  - See also operators*
- import() method, 3-29, 4-15, 5-24, 6-32, 8-22
- importFrom() method, 3-31, 4-17, 5-26, 6-34, 7-6, 8-24
- importFrom() method (all attributes), 7-8
- init() constructor for ORDVideo, 6-8
- init() for ORDImage method, 5-7
- init() method for ORDAudio, 3-8
- init() method for ORDDoc, 4-7
- init(srcType,srcLocation,srcName) constructor for ORDVideo, 6-9
- init(srcType,srcLocation,srcName) for ORDImage method, 5-8
- init(srcType,srcLocation,srcName) method for ORDAudio, 3-9
- init(srcType,srcLocation,srcName) method for ORDDoc, 4-8
- inputChannels operator, 5-31, D-13
- internal helper types
  - colorFrequenciesList, I-77
  - colorPositions, I-77

- colorsList, I-77
- Still Image, I-77
- textureEncoding, I-77
- IPTC XML schema, F-31
- isLocal() method, 2-20, 8-26

## J

---

- JFIF image format, B-3
- JPEG image compression format, B-8
- JPEG-PROGRESSIVE image compression format, B-8

## L

---

- lookup table (LUT) images, D-3
- lossless compression scheme, D-6
- lossy format, D-6
- LUT (lookup table)
  - contentFormat operator, D-4
- LZW image compression format, B-8
- LZWHDIFF image compression format, B-8

## M

---

- maxScale operator, 5-29, D-10
- metadata XML schemas, F-1
- methods, 2-1, 2-3, 7-2
  - checkProperties(), 3-12, 5-11, 6-13
  - clearLocal(), 2-4, 8-6
  - close(), 8-7
  - closeSource(), 2-5
  - common, 2-1
  - copy(), 5-12
  - deleteContent(), 2-7
  - deleteLocalContent(), 8-8
  - export(), 2-8, 7-4, 8-9
  - getAllAttributes(), 3-14, 6-15
  - getAttribute(), 3-16, 6-17
  - getAudioDuration(), 3-18
  - getBFile(), 2-11, 8-11
  - getBitRate(), 6-19
  - getCompressionFormat(), 5-14
  - getCompressionType(), 3-19, 6-20
  - getContent(), 2-13
  - getContentFormat(), 5-15
  - getContentInLob(), 3-21, 4-11, 6-21
  - getContentInTempLob(), 8-12
  - getContentLength(), 3-20, 4-13, 5-16, 6-23, 8-14
  - getDescription(), 3-23, 6-24
  - getDicomMetadata(), 5-17
  - getDicomMetadata() for BFILES, 7-35
  - getDicomMetadata() for BLOBs, 7-37
  - getEncoding(), 3-24
  - getFileFormat(), 5-19
  - getFormat(), 3-25, 4-14, 6-25
  - getFrameRate(), 6-26
  - getFrameResolution(), 6-27
  - getFrameSize(), 6-28
  - getHeight(), 5-20
  - getLocalContent(), 8-15

getMetadata(), 5-21  
 getMetadata() for BFILEs, 7-39  
 getMetadata() for BLOBs, 7-41  
 getMimeType(), 2-14  
 getNumberOfChannels(), 3-26  
 getNumberOfColors(), 6-29  
 getNumberOfFrames(), 6-30  
 getProperties() (all attributes) for BFILEs, 7-14, 7-26, 7-44, 7-66  
 getProperties() (all attributes) for BLOBs, 7-19, 7-30, 7-47, 7-71  
 getProperties() for BFILEs, 7-12, 7-24, 7-43, 7-64  
 getProperties() for BLOBs, 7-17, 7-28, 7-46, 7-69  
 getSampleSize(), 3-27  
 getSamplingRate(), 3-28  
 getSource(), 2-15  
 getSourceAddress(), 8-16  
 getSourceInformation(), 8-17  
 getSourceLocation(), 2-16, 8-18  
 getSourceName(), 2-17, 8-19  
 getSourceObject, 6-53  
 getSourceType(), 2-18, 8-20  
 getUpdateTime(), 2-19, 8-21  
 getVideoDuration(), 6-31  
 getWidth(), 5-23  
 import(), 3-29, 4-15, 5-24, 6-32, 8-22  
 importFrom(), 3-31, 4-17, 5-26, 6-34, 7-6, 8-24  
 importFrom() (all attributes), 7-8  
 init() for ORDAudio, 3-8  
 init() for ORDDoc, 4-7  
 init() for ORDImage, 5-7  
 init(srcType,srcLocation,srcName) for ORDAudio, 3-9  
 init(srcType,srcLocation,srcName) for ORDDoc, 4-8  
 init(srcType,srcLocation,srcName) for ORDImage, 5-8  
 isLocal(), 2-20, 8-26  
 open(), 8-27  
 openSource(), 2-21  
 ORDAudio, 3-11  
 ORDDoc, 4-10  
 ORDImage, 5-10  
 ORDSource, 8-5  
 ORDVideo, 6-11  
 process(), 5-28, 7-50  
 processAudioCommand(), 3-33  
 processCommand(), 8-28  
 processCopy(), 5-34  
 processCopy() for BFILEs, 7-52  
 processCopy() for BLOBs, 7-54  
 processSourceCommand(), 2-23  
 processVideoCommand(), 6-36  
 putMetadata(), 5-36  
 putMetadata() for BFILEs, 7-56  
 putMetadata() for BLOBs, 7-59  
 read(), 8-29  
 readFromSource(), 2-25  
 relational interface, 7-2  
 setAudioDuration(), 3-35  
 setBitRate(), 6-38  
 setCompressionType(), 3-36, 6-39  
 setDescription(), 3-37, 6-40  
 setEncoding(), 3-38  
 setFormat(), 3-39, 4-19, 6-41  
 setFrameRate(), 6-43  
 setFrameResolution(), 6-44  
 setFrameSize(), 6-45  
 setKnownAttributes(), 3-41, 6-47  
 setLocal(), 2-27, 8-31  
 setMimeType(), 2-28  
 setNumberOfChannels(), 3-43  
 setNumberOfColors(), 6-49  
 setNumberOfFrames(), 6-50  
 setProperties(), 3-44, 5-38, 6-51  
 setProperties() (XML), 3-44, 4-20  
 setProperties() for foreign images, 5-40  
 setSampleSize(), 3-47  
 setSamplingRate(), 3-46  
 setSource(), 2-30  
 setSourceInformation(), 8-32  
 setUpdateTime(), 2-32, 8-33  
 setVideoDuration(), 6-53  
 SI\_Append(), I-22  
 SI\_AverageColor, I-8  
 SI\_AvgClrFtr(), I-30  
 SI\_AvgClrFtrWght(), I-31  
 SI\_ChangeFormat(), I-60  
 SI\_ClearFeatures(), I-58  
 SI\_ClrHstgrFtr(), I-32  
 SI\_ClrHstgrFtrWght(), I-33  
 SI\_Color, I-12  
 SI\_ColorHistogram, I-21  
 SI\_Content(), I-61  
 SI\_ContentLength(), I-62  
 SI\_FeatureList, I-29  
 SI\_Format(), I-63  
 SI\_Height(), I-64  
 SI\_InitFeatures(), I-59  
 SI\_PositionalColor, I-47  
 SI\_PstnlClrFtr(), I-34  
 SI\_PstnlClrFtrWght(), I-35  
 SI\_RetainFeatures(), I-65  
 SI\_RGBColor(), I-13  
 SI\_Score() for SI\_AverageColor, I-9  
 SI\_Score() for SI\_ColorHistogram, I-23  
 SI\_Score() for SI\_FeatureList, I-36  
 SI\_Score() for SI\_PositionalColor, I-48  
 SI\_Score() for SI\_Texture, I-74  
 SI\_SetContent(), I-66  
 SI\_SetFeature(averageColorFeature, averageColorFeatureWeight), I-38  
 SI\_SetFeature(colorHistogramFeature, colorHistogramFeatureWeight), I-39  
 SI\_SetFeature(positionalColorFeature, positionalColorFeatureWeight), I-40  
 SI\_SetFeature(textureFeature, textureFeatureWeight), I-41  
 SI\_StillImage, I-57  
 SI\_Texture, I-73



- SI\_TextureFtr(), I-42
- SI\_TextureFtrWght(), I-43
- SI\_Thumbnail(), I-67
- SI\_Thumbnail(height, width), I-68
- SI\_Width(), I-69
- trim(), 8-34
- trimSource(), 2-33
- write(), 8-35
- writeToSource(), 2-35
- mirror operator, 5-29, D-8
- MONOCHROME
  - contentFormat operator, D-3
- MPEG data formats, A-4
- MPEG video formats, C-3

## N

---

- NONE image compression format, B-8

## O

---

- object types
  - ORDAudio, 3-3
  - ORDDoc, 4-3
  - ORDImage, 5-3
  - ORDSource, 8-2
  - ORDVideo, 6-3
  - SI\_AverageColor, I-4
  - SI\_Color, I-10
  - SI\_ColorHistogram, I-15
  - SI\_FeatureList, I-24
  - SI\_PositionalColor, I-44
  - SI\_StillImage, I-49
  - SI\_Texture, I-70
- open() method, 8-27
- openSource() method, 2-21
- operators
  - channelOrder, 5-31, D-12
  - compressionFormat, 5-28
  - compressionQuality, 5-28, D-6
  - contentFormat, 5-28, D-3
  - contrast, 5-28, D-7
  - cut, 5-28, D-8
  - fileFormat, 5-28, D-2
  - fixedScale, 5-29, D-10
  - flip, 5-29, D-8
  - gamma, 5-29, D-8
  - image formatting, D-2
  - image processing, D-7
  - inputChannels, 5-31, D-13
  - maxScale, 5-29, D-10
  - mirror, 5-29, D-8
  - page, 5-29, D-8
  - pixelOrder, 5-31, D-12
  - quantize, 5-29, D-8
  - rotate, 5-29, D-10
  - scale, 5-29, D-11
  - scalineOrder, D-13
  - scaling, D-10
  - scanlineOrder, 5-31

- tiled, 5-30, D-12
- xScale, 5-30, D-11
- yScale, 5-30, D-12
- Oracle *interMedia* See Oracle Multimedia
- Oracle Multimedia, 1-1
- Oracle Multimedia relational interface, 7-1
- ORDAudio constructors, 3-7
- ORDAudio exceptions, H-1
- ORDAudio methods, 3-11
- ORDAudio object type
  - reference information, 3-3
- ORDDoc constructors, 4-6
- ORDDoc exceptions, H-3
- ORDDoc methods, 4-10
- ORDDoc object type
  - reference information, 4-3
- ORDImage constructors, 5-6
- ORDImage exceptions, H-3
- ORDImage methods, 5-10
- ORDImage object type
  - reference information, 5-3
- ORDImage XML schema, F-33
- ORDSource exceptions, H-4
- ORDSource methods, 8-5
- ORDSource object type
  - reference information, 8-2
- ORDVideo constructors, 6-7
- ORDVideo exceptions, H-5
- ORDVideo methods, 6-11
- ORDVideo object type
  - reference information, 6-3

## P

---

- PACKBITS image compression format, B-8
- page operator, 5-29, D-8
- PBMF image format, B-3
- PCXF image format, B-3
- PCXRLE image compression format, B-9
- PGMF image format, B-3
- PICT image format, B-4
- pixelOrder operator, 5-31, D-12
- PL/SQL
  - UTL\_HTTP package, 3-29, 3-31, 4-15, 4-17, 5-24, 5-26, 6-32, 8-22
- PNGF image format, B-4
- PNMF image format, B-3
- PPMF image format, B-3
- process() method, 5-28, 7-50
  - channelOrder operator, D-12
  - contentFormat operator, D-3
  - contrast operator, D-7
  - cut operator, D-8
  - fileFormat operator, D-2
  - fixedScale operator, D-10
  - flip operator, D-8
  - gamma operator, D-8
  - inputChannels operator, 5-31, D-13
  - maxScale operator, D-10
  - mirror operator, D-8

- operators, D-1
- page operator, D-8
- pixelOrder operator, D-12
- quantize operator, D-8
- rotate operator, D-10
- scale operator, D-11
- scanlineOrder operator, D-13
- tiled operator, D-12
- xScale operator, D-11
- yScale operator, D-12
- processAudioCommand() method, 3-33
- processCommand() method, 8-28
- processCopy() method, 5-34
  - channelOrder operator, D-12
  - contentFormat operator, D-3
  - contrast operator, D-7
  - cut operator, D-8
  - fileFormat operator, D-2
  - fixedScale, D-10
  - flip, D-8
  - gamma, D-8
  - inputChannels operator, 5-31, D-13
  - maxScale, D-10
  - mirror, D-8
  - operators, D-1
  - page, D-8
  - pixelOrder operator, D-12
  - quantize, D-8
  - rotate, D-10
  - scale, D-11
  - scanlineOrder operator, D-13
  - tiled, D-12
  - xScale, D-11
  - yScale, D-12
- processCopy() method for BFILES, 7-52
- processCopy() method for BLOBs, 7-54
- processing operators, D-7
  - See also operators*
- processSourceCommand() method, 2-23
- processVideoCommand() method, 6-36
- putMetadata() method, 5-36
- putMetadata() method for BFILES, 7-56
- putMetadata() method for BLOBs, 7-59

## Q

---

- quantize operator, 5-29, D-8

## R

---

- RASF image format, B-5
- RAW image compression format, B-9
- Raw Pixel
  - band interleaving, E-8
  - blue channel number, E-6
  - compression type, E-4
  - foreign image support, E-11
  - green channel number, E-6
  - header C language constants, E-10
  - header C language structure, E-9

- image header length, E-3
- image height, E-4
- image identifier, E-3
- image width, E-4
- interleave, E-5
- major version, E-4
- minor version, E-4
- n-band data, E-9
- number of bands, E-5
- pixel order, E-4
- pixel ordering, E-7
- PL/SQL constants, E-10
- post-header gap, E-6
- red channel number, E-5
- reserved area, E-6
- scanline order, E-5
- scanline ordering, E-7
  - using CCITT compression, E-11
- Raw Pixel image format, E-1
- read() method, 8-29
- readFromSource() method, 2-25
- RealNetworks Real Video data format, C-3
- reference information
  - ORDAudio, 3-1, 3-3
  - ORDDoc, 4-1, 4-3
  - ORDImage, 5-3
  - ORDSource, 8-1
  - ORDVideo, 6-1
  - StillImage, I-1
- relational interface reference information, 7-1
- RMFF data formats, A-4
- rotate operator, 5-29, D-10
- RPIX image format, B-4

## S

---

- scale operator, 5-29, D-11
- scanlineOrder operator, 5-31, D-13
- setAudioDuration() method, 3-35
- setBitRate() method, 6-38
- setCompressionType() method, 3-36, 6-39
- setDescription() method, 3-37, 6-40
- setEncoding() method, 3-38
- setFormat() method, 3-39, 4-19, 6-41
- setFrameRate() method, 6-43
- setFrameResolution() method, 6-44
- setFrameSize() method, 6-45
- setKnownAttributes() method, 3-41, 6-47
- setLocal() method, 2-27, 8-31
- setMimeType() method, 2-28
- setNumberOfChannels() method, 3-43
- setNumberOfColors() method, 6-49
- setNumberOfFrames() method, 6-50
- setProperty() method, 3-44, 5-38, 6-51
- setProperty() method (XML), 3-44, 4-20
- setProperty() method for foreign images, 5-40
- setSampleSize() method, 3-47
- setSamplingRate() method, 3-46
- setSource() method, 2-30
- setSourceInformation() method, 8-32

setUpdateTime() method, 2-32, 8-33  
 setVideoDuration() method, 6-53  
 SI\_Append() method, I-22  
 SI\_AppendClrHstgr() procedure, I-22  
 SI\_ArrayClrHstgr() function, I-18  
 SI\_AverageColor constructors, I-5  
 SI\_AverageColor method, I-8  
 SI\_AverageColor object type  
     reference information, I-4  
 SI\_AverageColor(averageColor) constructor, I-6  
 SI\_AverageColor(sourceImage) constructor, I-7  
 SI\_AvgClrFtr() method, I-30  
 SI\_AvgClrFtrWght() method, I-31  
 SI\_ChangeFormat() method, I-60  
 SI\_ChgContent() procedure, I-66  
 SI\_ClearFeatures() method, I-58  
 SI\_ClrHstgrFtr() method, I-32  
 SI\_ClrHstgrFtrWght() method, I-33  
 SI\_Color constructor, I-11  
 SI\_Color method, I-12  
 SI\_Color object type  
     reference information, I-10  
 SI\_ColorHistogram constructors, I-17  
 SI\_ColorHistogram methods, I-21  
 SI\_ColorHistogram object type  
     reference information, I-15  
 SI\_ColorHistogram(colors, frequencies)  
     constructor, I-18  
 SI\_ColorHistogram(firstColor, frequency)  
     constructor, I-19  
 SI\_ColorHistogram(sourceImage) constructor, I-20  
 SI\_Content() method, I-61  
 SI\_ContentLength() method, I-62  
 SI\_ConvertFormat() procedure, I-60  
 SI\_FeatureList constructor, I-26  
 SI\_FeatureList methods, I-29  
 SI\_FeatureList object type  
     reference information, I-24  
 SI\_FeatureList() constructor, I-27  
 SI\_FindAvgClr() function, I-7  
 SI\_FindClrHstgr() function, I-20  
 SI\_FindPstnlClr() function, I-46  
 SI\_FindTexture() function, I-72  
 SI\_Format() method, I-63  
 SI\_GetAvgClrFtr() function, I-30  
 SI\_GetAvgClrFtrW() function, I-31  
 SI\_GetClrHstgrFtr() function, I-32  
 SI\_GetClrHstgrFtrW() function, I-33  
 SI\_GetContent() function, I-61  
 SI\_GetContentLngh() function, I-62  
 SI\_GetFormat() function, I-63  
 SI\_GetHeight() function, I-64  
 SI\_GetPstnlClrFtr() function, I-34  
 SI\_GetPstnlClrFtrW() function, I-35  
 SI\_GetSizedThmbnl() function, I-68  
 SI\_GetTextureFtr() function, I-42  
 SI\_GetTextureFtrW() function, I-43  
 SI\_GetThmbnl() function, I-67  
 SI\_GetWidth() function, I-69  
 SI\_Height() method, I-64  
 SI\_IMAGE\_FORMAT\_CONVERSIONS view, I-75  
 SI\_IMAGE\_FORMAT\_CONVRSNS view, I-75  
 SI\_IMAGE\_FORMAT\_FEATURES view, I-75  
 SI\_IMAGE\_FRMT\_FTRSS view, I-75  
 SI\_INFORMTN\_FORMATS view, I-75  
 SI\_InitFeatures() method, I-59  
 SI\_MkAvgClr() function, I-6  
 SI\_MkClrHstgr() function, I-19  
 SI\_MkFtrList() function, I-27  
 SI\_MkRGBClr() function, I-13  
 SI\_MkStillImage1() function, I-52, I-55  
 SI\_MkStillImage2() function, I-53  
 SI\_PositionalColor constructor, I-45  
 SI\_PositionalColor methods, I-47  
 SI\_PositionalColor object type  
     reference information, I-44  
 SI\_PositionalColor() constructor, I-46  
 SI\_PstnlClrFtr() method, I-34  
 SI\_PstnlClrFtrWght() method, I-35  
 SI\_RetainFeatures() method, I-65  
 SI\_RGBColor() method, I-13  
 SI\_Score() for SI\_FeatureList method, I-36  
 SI\_Score() method for SI\_AverageColor, I-9  
 SI\_Score() method for SI\_ColorHistogram, I-23  
 SI\_Score() method for SI\_PositionalColor, I-48  
 SI\_Score() method for SI\_Texture, I-74  
 SI\_ScoreByAvgClr() function, I-9  
 SI\_ScoreByClrHstgr() function, I-23  
 SI\_ScoreByFtrList function, I-36  
 SI\_ScoreByPstnlClr() function, I-48  
 SI\_ScoreByTexture() function, I-74  
 SI\_SetAvgClrFtr() procedure, I-38  
 SI\_SetClrHstgrFtr() procedure, I-39  
 SI\_SetContent() method, I-66  
 SI\_SetFeature(averageColorFeature,  
     averageColorFeatureWeight) method, I-38  
 SI\_SetFeature(colorHistogramFeature,  
     colorHistogramFeatureWeight) method, I-39  
 SI\_SetFeature(positionalColorFeature,  
     positionalColorFeatureWeight) method, I-40  
 SI\_SetFeature(textureFeature, textureFeatureWeight)  
     method, I-41  
 SI\_SetPstnlClrFtr() procedure, I-40  
 SI\_SetTextureFtr() procedure, I-41  
 SI\_StillImage constructors, I-51  
 SI\_StillImage methods, I-57  
 SI\_StillImage object type  
     reference information, I-49  
 SI\_StillImage(content) constructor, I-52  
 SI\_StillImage(content, explicitFormat)  
     constructor, I-53  
 SI\_StillImage(content, explicitFormat, height, width)  
     constructor, I-55  
 SI\_Texture constructor, I-71  
 SI\_Texture method, I-73  
 SI\_Texture object type  
     reference information, I-70  
 SI\_Texture() constructor, I-72  
 SI\_TextureFtr() method, I-42  
 SI\_TextureFtrWght() method, I-43

- SI\_Thumbnail() method, I-67
- SI\_Thumbnail(height, width) method, I-68
- SI\_THUMBNAIL\_FORMATS view, I-76
- SI\_THUMBNAIL\_FRMTS view, I-76
- SI\_VALUES view, I-76
- SI\_Width() method, I-69
- SQL functions
  - SI\_ArrayClrHstgr(), I-18
  - SI\_FindAvgClr(), I-7
  - SI\_FindClrHstgr(), I-20
  - SI\_FindPstnlClr(), I-46
  - SI\_FindTexture(), I-72
  - SI\_GetAvgClrFtr(), I-30
  - SI\_GetAvgClrFtrW(), I-31
  - SI\_GetClrHstgrFtr(), I-32
  - SI\_GetClrHstgrFtrW(), I-33
  - SI\_GetContent(), I-61
  - SI\_GetContentLngh(), I-62
  - SI\_GetFormat(), I-63
  - SI\_GetHeight(), I-64
  - SI\_GetPstnlClrFtr(), I-34
  - SI\_GetPstnlClrFtrW(), I-35
  - SI\_GetSizedThmbnl(), I-68
  - SI\_GetTextureFtr(), I-42
  - SI\_GetTextureFtrW(), I-43
  - SI\_GetThmbnl(), I-67
  - SI\_GetWidth(), I-69
  - SI\_MkAvgClr(), I-6
  - SI\_MkClrHstgr(), I-19
  - SI\_MkFtrList(), I-27
  - SI\_MkRGBClr(), I-13
  - SI\_MkStillImage1(), I-52, I-55
  - SI\_MkStillImage2(), I-53
  - SI\_ScoreByAvgClr(), I-9
  - SI\_ScoreByClrHstgr(), I-23
  - SI\_ScoreByFtrList, I-36
  - SI\_ScoreByPstnlClr(), I-48
  - SI\_ScoreByTexture(), I-74
- SQL procedures
  - SI\_AppendClrHstgr(), I-22
  - SI\_ChgContent(), I-66
  - SI\_ConvertFormat(), I-60
  - SI\_SetAvgClrFtr(), I-38
  - SI\_SetClrHstgrFtr(), I-39
  - SI\_SetPstnlClrFtr(), I-40
  - SI\_SetTextureFtr(), I-41
- static methods
  - ORDAudio relational interface, 7-3, 7-10
  - ORDDoc relational interface, 7-22
  - ORDImage relational interface, 7-32
  - ORDVideo relational interface, 7-62
- Still Image exceptions, H-4
- Still Image internal helper types, I-77
- Still Image views, I-75
- SUNRLE image compression format, B-9

## T

---

- TARGARLE image compression format, B-9
- textureEncoding internal helper type, I-77

- TGAF image format, B-5
- thumbnail images, 5-32, 7-51
- TIFF image format, B-5
- tilde operator, 5-30, D-12
- trim() method, 8-34
- trimSource() method, 2-33

## V

---

- video compression formats, C-1
- video data formats
  - MPEG, C-3
- video file formats, C-1
- video formats
  - Apple QuickTime 3.0, C-1
  - AVI, C-2
  - RealNetworks Real Video, C-3
- views
  - SI\_IMAGE\_FORMAT\_CONVRSNS, I-75
  - SI\_IMAGE\_FORMAT\_FEATURES, I-75
  - SI\_IMAGE\_FORMATS\_CONVERSIONS, I-75
  - SI\_IMAGE\_FRMT\_FTRS, I-75
  - SI\_INFORMTN\_FORMATS, I-75
  - SI\_THUMBNAIL\_FORMATS, I-76
  - SI\_THUMBNAIL\_FRMTS, I-76
  - SI\_VALUES, I-76
  - Still Image, I-75

## W

---

- WAV data formats, A-5
- WBMP image format, B-5
- write() method, 8-35
- writeToSource() method, 2-35

## X

---

- XML schemas
  - DCMIM, F-1
  - EXIF, F-9
  - IPTC, F-31
  - metadata, F-1
  - ORDImage, F-33
  - XMP, F-34
- XMP XML schema, F-34
- xScale operator, 5-30, D-11

## Y

---

- yScale operator, 5-30, D-12